



EDDIE BAZA CALVO
GOVERNOR

RAY TENORIO
LIEUTENANT GOVERNOR

GOVERNMENT OF GUAM

DEPARTMENT OF PUBLIC HEALTH AND SOCIAL SERVICES
DIPATTAMENTON SALUT PUPBLEKO YAN SETBISION SUSIAT



JAMES W. GILLAN
DIRECTOR

LEO G. CASIL
DEPUTY DIRECTOR

NOV 06 2015

Office of the Speaker
Judith T. Won Pat, Ed.D

Honorable Judith T. Won Pat, Ed. D.
Speaker
33rd Guam Legislature
155 Hessler Place
Hagatna, Guam 96910

Date: 11-16-15
Time: 3:34pm
Received By: [Signature]

Dear Madam Speaker:

Attached is the fiscal year 2015 annual report of activities and inventory of non-expendable property of the *Alee* I and II shelters. This is in compliance with Public Law 32-181, Chapter XIII, Section 7, relative to reporting requirements for non-profit organizations.

Should you have any questions or need additional information, please contact Ms. Linda B. Rodriguez, Human Services Program Administrator for the Bureau of Social Services Administration at 475-2653/2672. We appreciate your continued support.

Sincerely,

JAMES W. GILLAN

Attachment



GOVERNMENT OF GUAM
DEPARTMENT OF PUBLIC HEALTH AND SOCIAL SERVICES
DIPATTAMENTON SALUT PUPBLEKO YAN SETBISION SUSIAT



EDDIE BAZA CALVO
GOVERNOR

RAY TENORIO
LIEUTENANT GOVERNOR

JAMES W. GILLAN
DIRECTOR

LEO G. CASIL
DEPUTY DIRECTOR

NOV 06 2015


Doris Flores Brooks, CPA, CGFM
Public Auditor
Office of Public Accountability
Suite 401, DNA Building
238 Archbishop Flores Street
Hagatna, Guam 96910

Dear Ms. Brooks:

Attached is a copy of the fiscal year 2015 annual report of activities and inventory of non-expendable property of the *Alee* I and II shelters. This is in compliance with Public Law 32-181, Chapter XIII, Section 7, relative to reporting requirements for non-profit organizations.

Should you have any questions or need additional information, please contact Ms. Linda B. Rodriguez, Human Services Program Administrator for the Bureau of Social Services Administration at 475-2653/2672. We appreciate your continued support.

Sincerely,


JAMES W. GILLAN

Attachment

RECEIVED
OFFICE OF PUBLIC ACCOUNTABILITY
BY: JWB
DATE: 11.17.15
TIME: 11:05 AM PM



EDDIE BAZA CALVO
GOVERNOR

RAY TENORIO
LIEUTENANT GOVERNOR

GOVERNMENT OF GUAM

DEPARTMENT OF PUBLIC HEALTH AND SOCIAL SERVICES
DIPATTAMENTON SALUT PUPBLEKO YAN SETBISION SUSIAT



JAMES W. GILLAN
DIRECTOR

LEO G. CASIL
DEPUTY DIRECTOR

NOV 06 2015


Honorable Judith T. Won Pat, Ed. D.
Speaker
33rd Guam Legislature
155 Hessler Place
Hagatna, Guam 96910

Dear Madam Speaker:

Attached is the fiscal year 2015 annual report of activities and inventory of non-expendable property of the *Alee* I and II shelters. This is in compliance with Public Law 32-181, Chapter XIII, Section 7, relative to reporting requirements for non-profit organizations.

Should you have any questions or need additional information, please contact Ms. Linda B. Rodriguez, Human Services Program Administrator for the Bureau of Social Services Administration at 475-2653/2672. We appreciate your continued support.

Sincerely,



JAMES W. GILLAN

Attachment



EDDIE BAZA CALVO
GOVERNOR

RAY TENORIO
LIEUTENANT GOVERNOR

GOVERNMENT OF GUAM

DEPARTMENT OF PUBLIC HEALTH AND SOCIAL SERVICES
DIPATTAMENTON SALUT PUPBLEKO YAN SETBISION SUSIAT



JAMES W. GILLAN
DIRECTOR

LEO G. CASIL
DEPUTY DIRECTOR

NOV 06 2015


Doris Flores Brooks, CPA, CGFM
Public Auditor
Office of Public Accountability
Suite 401, DNA Building
238 Archbishop Flores Street
Hagatna, Guam 96910

Dear Ms. Brooks:

Attached is a copy of the fiscal year 2015 annual report of activities and inventory of non-expendable property of the *Alee* I and II shelters. This is in compliance with Public Law 32-181, Chapter XIII, Section 7, relative to reporting requirements for non-profit organizations.

Should you have any questions or need additional information, please contact Ms. Linda B. Rodriguez, Human Services Program Administrator for the Bureau of Social Services Administration at 475-2653/2672. We appreciate your continued support.

Sincerely,



JAMES W. GILLAN

Attachment



**Catholic
Social
Service**

Catholic Charities Guam

Catholic Social Service

234A U.S. Army Juan C. Fejeran Street
Barrigada, Guam 96913
Tel: 671-635-1406 Fax: 671-635-1444
Email: css@guam.net
Website: www.catholicssocialserviceguam.org

Archbishop Anthony S. Apuron
OFM CAP D.D.
President / Chairman
Board of Trustees

Diana B. Calvo
Executive Director

Peter John Camacho
Deputy Director

TO: **DEPARTMENT OF PUBLIC HEALTH & Social SERVICES**
123 Chalan Kareta
Mangilao, Guam 96913

[Handwritten signature]
DPHSS/BOSSA

2015 OCT 16 AM 11:04

PROJECT REPORT

CONTRACTOR: **CATHOLIC SOCIAL SERVICE**
#234-A U.S Army Juan C. Fejeran Street
Barrigada Heights, Guam 96913

PROGRAM TITLE: **TITLE XX**

PROJECT: **ALEE EMERGENCY SPOUSE ABUSE
& CHILDREN'S SHELTER**

Please find the following:

- 1) FY2014 Annual Narrative Report
- 2) FY2014 Annual Report on Meals and Transportation
- 3) FY2014 Annual Compact Impact on Meals and Transportation
- 4) FY2014 Annual Population Category

Please contact the office if any additional information is required and we look forward to continuing collaboration between Catholic Social Service Alee Shelter and Department of Public Health.

PREPARED BY:

Paula M. Perez
PAULA M. PEREZ
PROGRAM MANAGER, ALEE SHELTER

APPROVED BY:

Diana B. Calvo
DIANA B. CALVO
DIRECTOR



"Respecting The Dignity Of The Human Person Through Service"



**CATHOLIC SOCIAL SERVICE
ALEE SHELTERS ANNUAL REPORT
October 1, 2014 – September 30, 2015**

ALEE SHELTER FOR ABUSED WOMEN

In Fiscal Year 2015 we served fifty eight (58) unduplicated adult clients and eleven (11) returning clients.

Ethnicity breakdown is as follows:

Chamorro	18
Chuukese	16
Caucasian	2
Filipino	11
Carolinian	1
Pohnpeian	3
Yapese	1
Japanese	1
Chinese	2
African American	1
Bangladeshi	1
Kosraen	1

58

These statistics rate Chamorro as the largest group served with Chuukese being the second largest group served.

Of the total number of women received at the women's shelter, there were one (1) women reporting physical abuse, twelve (12) women reporting emotional abuse and forty four (44) women reporting both physical and emotional abuse and one (1) reporting sexual assault.

Marital Status is as follows:

Single:	35	Divorced:	3	Separated:	2
Married:	15	Common Law:	2	Widowed:	1

Amongst the marital status category, Single women rank the highest followed by Married women.

The ages of the women range from nineteen (19) to seventy two (72). A range breakdown is as follows:

<u>18-20</u>	<u>21-30</u>	<u>31-40</u>	<u>41-50</u>	<u>51-59</u>	<u>60& Above</u>	<u>Not Indicated</u>
3	19	17	12	4	3	0

We served a total of one hundred fourteen (114) children this year; forty nine (49) boys and sixty five (65) girls. We did have a special circumstance in which one mother brought with her her adult child with a disability. The ages of the children ranged from newborn to twenty two (22 year old person with disability).

We continue to receive referrals from various sources including community agencies as well as former clients. Staff continues to participate in outreach events throughout the year in order to bring awareness. Alee Shelter has a good working relationship with other organizations in the community who are involved with providing assistance to victims such as the Guam Legal Services Corporation-Disability Law Center, the Guam Police Department Victim Advocates Unit, Superior Court of Guam Victim/Witness Assistance Services, Victim Advocates Reaching Out (VARO), the Department of Public Health and Social Services Bureaus of Economic Security and Nutrition Services, Guam Housing and Urban Renewal Authority, the Guam Housing Corporation, the Salvation Army, and the University of Guam Center for Excellence in Developmental Disabilities Education, Research and Services and the Department of Labor.

The Alee Family Violence Shelter operates under funding from The Department of Public Health and Social Services (DPHSS) Bureau of Social Services Administration (BOSSA), STOP Violence Against Women Act Grant through the Governor's Community Outreach Federal Programs Office and monetary or in-kind donations from the community.

**CATHOLIC SOCIAL SERVICE
ALEE SHELTERS ANNUAL REPORT
October 1, 2014 – September 30, 2015**

ALEE CHILDREN'S SHELTER

Forty four (44) children have come through the doors of the Alee Children's Shelter. The children range in ages from newborn to seventeen (17).

Ethnicity breakdown is as follows:

Chamorro	36
Chuukese	8
	<hr/> 44

In September of 2014, the Children's shelter temporarily closed its doors while contractors worked on the home to come into compliance with the American with Disabilities Act requirements. In the second week of October, the work was complete and the Children's shelter passed all subsequent inspections. The shelter began receiving children again on October 19.

The Alee Children's Shelter operates under funding from The Department of Public Health and Social Services (DPHSS) Bureau of Social Services Administration (BOSSA) and monetary or in-kind donations from the community. The Program Manager continues to work with community organizations and various individuals to secure funding for activities/outings. These activities/outings are an integral part of enhancing self-esteem and developing social skills.

The greatest challenge that the shelter faced this fiscal year was a lack of adequate staffing. With the implementation of the Child Care law which took effect in 2012, the shelter continues to struggle with meeting child/staff ratios. The Program Manager continues to assist with shift coverage in order to help alleviate this concern. The shelter has also had difficulties in securing training opportunities for shelter staff to attend in order to comply with the Child Care law requirements.

**CATHOLIC SOCIAL SERVICE
ALEE SHELTERS ANNUAL REPORT
October 1, 2014 – September 30, 2015
Annual Report on Meals and Transportation**

I. Alee I – Family Violence Shelter

Total number of women and children one hundred seventy two (172)

A. Total number of Meals served
(3 meals and 3 snacks per day)

2,896

B. Total number of Transportation Services provided

906

II. Alee II – Children’s Shelter

Total number of children forty four (44)

A. Total number of Meals served
(3 meals and 3 snacks per day)

13, 155

B. Total number of Transportation Services provided

2,157

**CATHOLIC SOCIAL SERVICE
ALEE SHELTERS ANNUAL REPORT
October 1, 2014 – September 30, 2015
Annual Compact Impact Report on Meals and Transportation
FAS Citizens**

I. Alee I – Family Violence Shelter
Total number of women and children (172)

A. Total number of Meals served
(3 meals and 3 snacks per day)

• Chuukese	1,321
• Palauan	0
• Pohnpeian	368
• Yapese	0
• Kosraen	2

—————
1,691

B. Total number of Transportation services provided

• Chuukese	341
• Palauan	0
• Pohnpeian	5
• Yapese	0
• Kosraen	2

—————
348

Transportation services rendered to the women and children are as follows:

Transportation services that were rendered to the women and children of the Women’s Shelter included but were not limited to; Medical and Dental appointments, Legal appointments and Court Hearings, to apply for benefits with the Department of Public Health and Social Services, to apply for housing assistance with the Guam Housing and Urban Development Authority, Guam Housing Corporation and the Salvation Army, pick up and drop off of children to school, Guam Community College Adult Education Services, and the Department of Labor to apply for employment.

**CATHOLIC SOCIAL SERVICE
ALEE SHELTERS ANNUAL REPORT
October 1, 2014 – September 30, 2015
Annual Compact Impact Report on Meals and Transportation
FAS Citizens**

II. Alee II – Children’s Shelter
Total number of children eight (8)

A. Total number of Meals served
(3 meals and 3 snacks per day)

- Chuukese 1,393

B. Total number of Transportation services provided

- Chuukese 265

Transportation services rendered to the children are as follows:

Transportation services rendered to the children include but were not limited to; pick up and drop off to school, Medical, Dental and Counseling appointments, Erica’s House for visitation, Child Protective Services offices for visitation, Project Karinu offices, and recreation activities.

CATHOLIC SOCIAL SERVICE
 FAMILY VIOLENCE SHELTER
 POPULATION CATEGORY
 Fiscal Year
 2014-2015

US CITIZEN YES	NO	ETHNICITY	INITIALS AND CASE NO.	AGE	DATE OF ADMISSIONS	SOCIAL SECURITY NUMBER	AGE OF CHILDREN		ABUSE PHY. EMO Both	MARITAL STATUS				SITUATION			SPECIAL SERVICES	DATE OF DEPARTURE	
							BOYS	GIRLS		M	S	D	C	SP	PRG	RPE			EME
	X	CHUUKESE	MP-2237	40	02/20/15	6867	15	17 14 13	1	X								20 Shelter Stay 68 Service Applied 0 Respite 5 Meals 9 Transportation	2/24/2015
	X	CHUUKESE	MLR-2238	19	02/20/15	4711			1	X								6 Shelter Stay 5 Service Applied 0 Respite 6 Meals 5 Transportation	2/25/2015
	X	CHUUKESE	FM-2239	30	2/25/2015	1448	8 5		1	X								270 Shelter Stay 177 Service Applied 0 Respite 270 Meals 25 Transportation	5/1/2015
		FILIPINO	ID-2240	21	03/13/15	NONE	7MOS 7MOS		1	X								42 Shelter Stay 12 Service Applied 2 Respite 42 Meals 8 Transportation	3/26/2015
	X	POHNPENIAN	EP-2197-2 EP-2197-1	26	03/24/15 05/23/14	8427		7 1 3MOS	1	X								76 Shelter Stay 21 Service Applied 0 Respite 60 Meals 18 Transportation	4/5/2015 10/8/2014
	X	AFRICAN AMERICAN	SB-2241	44	04/03/15	7140			1	X								5 Shelter Stay 25 Service Applied 0 Respite 15 Meals 5 Transportation	4/7/2015
	X	CHUUKESE	KL-2242	40	04/04/15	2224	11MOS	6YR	1	X								9 Shelter Stay 10 Service Applied 0 Respite 6 Meals 1 Transportation	4/6/2015

CATHOLIC SOCIAL SERVICE
 FAMILY VIOLENCE SHELTER
 POPULATION CATEGORY
 Final Year
 2014-2015

US CITIZEN YES NO	ETHNICITY	INITIALS AND CASE NO.	AGE	DATE OF ADMISSIONS	SOCIAL SECURITY NUMBER	AGE OF CHILDREN		ABUSE		MARRITAL STATUS					SITUATION			SPECIAL SERVICES	DATE OF DEPARTURE		
						BOYS 3YR	GIRLS 2YR 1YR	PHY	EMO	Both	M	S	D	C	SP	PRG	RPE			EMF	
X	CHAMORRO	TS-2243	21	04/29/15	7221					1	X									12 Shelter Stay 12 Service Applied 0 Respite 9 Meals 2 Transportation	5/1/2015
X	BAGLADESHI	NA 2244	34	05/02/15	NONE		7YR			1	X									3 Shelter Stay 2 Service Applied 0 Respite 2 Meals 1 Transportation	5/2/2015
X	YAPESE	LK 2245	52	05/04/15	52					1	X									6 Shelter Stay 2 Service Applied 0 Respite 0 Meals 0 Transportation	5/9/2015
X	CHUUKESSE	RT 2132-1	65	5/8/2015	5758					1	X									27 Shelter Stay 10 Service Applied 0 Respite 81 Meals 15 Transportation	6/4/2015
X	CHUUKESSE	SK 2246	43	05/11/15	7893		5	13 6 3	1											365 Shelter Stay 148 Service Applied 0 Respite 73 Meals 84 Transportation	7/22/2015
X	CHUUKESSE	TK 2247	50	05/19/15	2140					1										57 Shelter Stay 5 Service Applied 0 Respite 171 Meals 0 Transportation	7/14/2015
X	CHAMORRO	EC 2248	40	05/27/15	4446		4			1										14 Shelter Stay 5 Service Applied 0 Respite 21 Meals 0 Transportation	6/2/2015
X	CHAMORRO	TL 2249	44	06/08/15	1177				1											7 Shelter Stay 2 Service Applied 0 Respite 0 Meals 0 Transportation	6/14/2015
									2	5											

CATHOLIC SOCIAL SERVICE
FAMILY VIOLENCE SHELTER
POPULATION CATEGORY
Fiscal Year
2014-2015

US CITIZEN YES NO	ETHNICITY	INITIALS AND CASE NO.	AGE	DATE OF ADMISSIONS	SOCIAL SECURITY NUMBER	AGE OF CHILDREN		ABUSE		MARITAL STATUS					SITUATION			SPECIAL SERVICES	DATE OF DEPARTURE		
						BOYS	GIRLS	PHY.	EMO.	Both	M	S	D	C	SP	PRG	RPE			EME	
X	FILIPINO	JC 2250	38	07/02/15	9521	17	11			1									X	14 Shelter Stay 2 Service Applied 0 Respite 0 Meals 0 Transportation	7/3/2015
X	FILIPINO	CC 2251	19	07/02/15					1										X	1 Shelter Stay 2 Service Applied 0 Respite 3 Meals 0 Transportation	7/3/2015
X	FILIPINO	JM 2252	23	07/06/15	457		2YR 6MOS			1									X	27 Shelter Stay 0.1 Service Applied 0 Respite 21 Meals 5 Transportation	7/14/2015
x	CHUUKESE	JM-2253	26	7/1/2015	3814		10MOS 2YR			1									X	45 Shelter Stay 10 Service Applied 0 Respite 45 Meals 12 Transportation	7/24/2015
X	CHUUKESE	SP-2254	45	07/13/15	1244	12	9 15												X	15 Shelter Stay 5 Service Applied 0 Respite 15 Meals 2 Transportation	7/15/2015
X	CHAMORRO	AT-2189-1	33	07/21/15	930	15 9 6	11 8			1									X	12 Shelter Stay 7 Service Applied 1 Respite 6 Meals 2 Transportation	7/22/2015
X	CHAMORRO	PT-2210-1	26	07/24/15	3707					1									X	16 Shelter Stay 15 Service Applied 0 Respite 48 Meals 15 Transportation	8/8/2015
X	CHUUKESE	SR 2255	27	08/07/15	UNKNOWN		2 8mos			1									X	3 Shelter Stay 10 Service Applied 0 Respite 6 Meals 2 Transportation	8/7/2015

CATHOLIC SOCIAL SERVICE
 FAMILY VIOLENCE SHELTER
 POPULATION CATEGORY
 Fiscal Year
 2014-2015

US CITIZEN YES NO	ETHNICITY	INITIALS AND CASE NO.	AGE	DATE OF ADMISSIONS	SOCIAL SECURITY NUMBER	AGE OF CHILDREN	ABUSE		MARITAL STATUS							SITUATION			SPECIAL SERVICES	DATE OF DEPARTURE	
							PHY	EMO	M	S	D	C	W	SP	PRG	RPE	EME				
X	FILIPINO	MC 2256	55	08/16/15	5114	BOYS GIRLS	1													5 Shelter Stay 7 Service Applied 0 Respite 25 Meals 2 Transportation	8/20/2015
X	CHAMORRO	TM 2257	30	08/26/15	4142		1		X											16 Shelter Stay 16 Service Applied 0 Respite 42 Meals 13 Transportation	9/10/2015
X	CHUUKES	LS 2236-1 LS 2236	25	08/26/15 02/12/15	7976	4YRS 3YRS	2YRS 1YRS	1	X											186 Shelter Stay 128 Service Applied 23 Respite 111 Meals 76 Transportation	9/10/2015 9/4/2015
X	Chinese	ZK 2258	42	09/02/15	5114	4yrs		1	X											4 Shelter Stay 7 Service Applied 0 Respite 2 Meals 1 Transportation	9/3/2015
X	Chinese	HC 2259	72	09/02/15	NONE									X						2 Shelter Stay 4 Service Applied 0 Respite 1 Meals 1 Transportation	9/3/2015
X	Chamorro	JG 2260	51	09/04/15	3162	11 16		1	X											36 Shelter Stay Service Applied Respite 10 Meals 1 Transportation	9/16/2015
X	Filipino	MT 2261	45	09/07/15	8863				X											1 Shelter Stay 2 Service Applied 0 Respite 1 Meals 1 Transportation	9/7/2015
X	Chamorro	ND 2262	26	09/07/15	2283	4yrs			X									X		48 Shelter Stay 20 Service Applied 0 Respite 48 Meals 10 Transportation	Active

CATHOLIC SOCIAL SERVICE
 FAMILY VIOLENCE SHELTER
 POPULATION REPORT
 Fiscal Year
 2014-2015

US CITIZEN YES	ETHNICITY	INITIALS AND CASE NO.	AGE	DATE OF ADMISSIONS	SOCIAL SECURITY NUMBER	AGE OF CHILDREN		ABUSE PHY EMO Both	MARRITAL STATUS					SITUATION			SPECIAL SERVICES	DATE OF DEPARTURE	
						BOYS	GIRLS		M	S	D	C	W	SP	PRG	RPE			EME
X	Filipino	JB 2263	26	09/19/15	6942	1yrs	8yrs 5yrs 4yrs 3yrs	1	X									54 Shelter Stay 8 Service Applied 0 Respite 27 Meals 33 Transportation	9/27/2015
X	Filipino	RE 2264	42	09/22/15	7664	14	16	1	X									15 Shelter Stay 17 Service Applied 0 Respite 15 Meals 14 Transportation	9/26/2015
X	Chamorro	AM 2265	22	9/23/2015	9682	5mos	2 1	1	X									36 Shelter Stay 10 Service Applied 5 Respite 27 Meals 5 Transportation	Active

MARRITAL STATUS TOTALS:

TOTAL NUMBER OF WOMEN: 58
 TOTAL NUMBER OF CHILDREN: 114

COMMONLAW 2
 SEPARATED 2
 NOT INDICATED 0

WIDOWED 1

BOYS 48
 TOTAL NUMBER OF REPEATERS 11
 ABUSE TOTALS: PHYSICAL= 1
 SEXUAL 1
 BOTH (PHYSICAL/SEXUAL) 0

GIRLS 66
 EMOTIONAL= 12
 NOT INDICATED= 0
 BOTH (PHYSICAL/EMOTIONAL) 44

SITUATIONAL TOTALS:
 PREGNANT= 2
 RAPED= 0

EMERGENCY= 58
 NOT INDICATED= 0

Paula M. Perez

Paula M. Perez
 Program Manager

Catholic Social Service
 Alee Childrens Shelter
 Population Category
 Fiscal Year 2014-2015

US CITIZEN YES NO	ETHNICITY	INITIALS AND CASE NO	DATE OF ADMISSIONS	SOCIAL SECURITY NUMBER	AGE	MALE	FEMALE	ABUSE OR NEGLECT	SPECIAL SERVICES	NO.	DATE OF DEPARTURE
X	Chamorro	A.B. 14-2014	10/29/14		10	1		Neglect	GENERAL SERVICES MEALS TEACHING ACTIVITIES MEDICATION/vitamins CONTACTS TRANSPORTATION	344 726 1284 638 49 46 284	5/22/2015
X	Chamorro	A.B. 15-2014	10/29/14		7		1	Neglect	GENERAL SERVICES MEALS TEACHING ACTIVITIES MEDICATION/vitamins CONTACTS TRANSPORTATION	280 630 864 514 16 32 210	3/20/2015
X	Chamorro	A.B. 16-2014	10/29/14		5		1	Neglect	GENERAL SERVICES MEALS TEACHING ACTIVITIES MEDICATION/vitamins CONTACTS TRANSPORTATION	290 653 966 550 26 37 212	4/10/2015
X	Chamorro	J.S. 17-2014-01 17-2014	05/13/15 11/25/14		5	1		High Risk	GENERAL SERVICES MEALS TEACHING ACTIVITIES MEDICATION/vitamins CONTACTS TRANSPORTATION	362 829 1086 860 31 32 120	9/4/2015 1/30/2015
X	Chamorro	J.S. 18-2014-01 18-2014	05/13/15 11/25/14		3	1		High Risk	GENERAL SERVICES MEALS TEACHING ACTIVITIES MEDICATION/vitamins CONTACTS TRANSPORTATION	364 887 1086 899 31 31 20	9/4/2015 1/30/2015
					Total	3	2				

Catholic Social Service
Alee Childrens Shelter
Population Category
Fiscal Year 2014-2015

US CITIZEN YES NO	ETHNICITY	INITIALS AND CASE NO.	DATE OF ADMISSIONS	SOCIAL SECURITY NUMBER	AGE	MALE	FEMALE	ABUSE OR NEGLECT	SPECIAL SERVICES	NO.	DATE OF DEPARTURE
X	Chamorro	J.S. 19-2014-01 19-2014	05/13/15 11/25/15		2	1		High Risk	GENERAL SERVICES MEALS TEACHING ACTIVITIES MEDICATION/vitamins CONTACTS TRANSPORTATION	357 882 1092 906 31 29 9	9/4/2015 1/30/2015
X	Chamorro	J.B. 20-2014	12/03/14		13	1		Neglect	GENERAL SERVICES MEALS TEACHING ACTIVITIES MEDICATION/vitamins CONTACTS TRANSPORTATION	202 403 642 385 15 31 158	3/20/2015
X	Chamorro	A.B. 21-2014	12/03/14		4		1	Neglect	GENERAL SERVICES MEALS TEACHING ACTIVITIES MEDICATION/vitamins CONTACTS	219 459 762 588 27 28	4/10/2015
X	Chamorro	A.B. 22-2014	12/03/14		3		1	Neglect	TRANSPORTATION GENERAL SERVICES MEALS TEACHING ACTIVITIES MEDICATION/vitamins CONTACTS TRANSPORTATION	105 225 553 768 570 27 27 31	4/10/2015
X	Chamorro	J.B. 23-2014	12/03/14		1	1			GENERAL SERVICES MEALS TEACHING ACTIVITIES MEDICATION/vitamins CONTACTS TRANSPORTATION	225 561 768 573 27 28 35	4/10/2015
					Total	3	2				

Catholic Social Service
Alee Childrens Shelter
Population Category
Fiscal Year 2014-2015

US CITIZEN YES NO	ETHNICITY	INITIALS AND CASE NO.	DATE OF ADMISSIONS	SOCIAL SECURITY NUMBER	AGE	MALE	FEMALE	ABUSE OR NEGLECT	SPECIAL SERVICES	NO.	DATE OF DEPARTURE
X	Chamorro	I.SN. 24-2014	12/17/14		16		1	Sexual Abuse	GENERAL SERVICES MEALS TEACHING ACTIVITIES MEDICATION/Vitamins CONTACTS TRANSPORTATION	171 385 516 341 129 12 79	3/13/2015
X	Chamorro	C.SN. 25-2014	03/13/14		14		1	Sexual Abuse	GENERAL SERVICES MEALS TEACHING ACTIVITIES MEDICATION/Vitamins CONTACTS TRANSPORTATION	115 296 342 225 2 4 61	2/13/2015
X	Chamorro	A.SN. 01-2015	01/27/15		NB		1	High Risk	GENERAL SERVICES MEALS TEACHING ACTIVITIES MEDICATION/Vitamins CONTACTS TRANSPORTATION	1 0 0 0 0 10 2	3/13/2015
X	Chamorro	J.R. 02-2015	01/31/15		5	1		High Risk	GENERAL SERVICES MEALS TEACHING ACTIVITIES MEDICATION/Vitamins CONTACTS TRANSPORTATION	4 13 12 10 0 3 0	2/2/2015
X	Chamorro	J.R. 03-2015	01/31/15		4	1		High Risk	GENERAL SERVICES MEALS TEACHING ACTIVITIES MEDICATION/Vitamins CONTACTS TRANSPORTATION	4 13 12 10 0 3 0	2/2/2015
					Total	2	3			0	

Catholic Social Service
 Aleo Childrens Shelter
 Population Category
 Fiscal Year 2014-2015

US CITIZEN YES NO	ETHNICITY	INITIALS AND CASE NO.	DATE OF ADMISSIONS	SOCIAL SECURITY NUMBER	AGE	MALE	FEMALE	ABUSE OR NEGLECT	SPECIAL SERVICES	NO.	DATE OF DEPARTURE
X	Chamorro	J.C. 04-2015-01 04-2015	05/21/15 02/16/15		12	1		High Risk	GENERAL SERVICES MEALS TEACHING ACTIVITIES MEDICATION/vitamins CONTACTS TRANSPORTATION	204 497 618 435 50 23 94	8/19/2015 4/1/2015
X	Chamorro	J.C. 05-2015-01 05-2015	05/21/15 02/16/15		8	1		High Risk	GENERAL SERVICES MEALS TEACHING ACTIVITIES MEDICATION/vitamins CONTACTS TRANSPORTATION	150 515 624 439 50 27 95	8/19/2015 4/1/2015
X	Chamorro	C.S. 06-2015	02/16/15		1	1		High Risk	GENERAL SERVICES MEALS TEACHING ACTIVITIES MEDICATION/vitamins CONTACTS TRANSPORTATION	89 219 264 219 34 10 7	4/1/2015
X	Chamorro	U.Z. 07-2015-02 07-2015-01 07-2015	07/11/15 04/23/15 03/29/15		2	1		High Risk	GENERAL SERVICES MEALS TEACHING ACTIVITIES MEDICATION/vitamins CONTACTS TRANSPORTATION	130 362 438 363 18 13 5	7/12/2015 6/15/2015 4/15/2015
X	Filipino	A.O. 08-2015	04/21/15		11mon	1		High Risk	GENERAL SERVICES MEALS TEACHING ACTIVITIES MEDICATION/vitamins CONTACTS TRANSPORTATION	34 86 0 30 0 4 2	5/8/2015
				Total		5					

Catholic Social Service
 Alee Childrens Shelter
 Population Category
 Fiscal Year 2014-2015

US CITIZEN YES NO	ETHNICITY	INITIALS AND CASE NO	DATE OF ADMISSIONS	SOCIAL SECURITY NUMBER	AGE	MALE	FEMALE	ABUSE OR NEGLECT	SPECIAL SERVICES	NO.	DATE OF DEPARTURE
X	Filipino	S.O. 09-2015	04/21/15		11mon		1	High Risk	GENERAL SERVICES MEALS TEACHING ACTIVITIES MEDICATION/vitamins CONTACTS TRANSPORTATION	34 82 0 30 0 4 0	5/8/2015
	Chuukese	R.T. 10-2015	05/18/15		13		1	Neglect	GENERAL SERVICES MEALS TEACHING ACTIVITIES MEDICATION/vitamins CONTACTS TRANSPORTATION	137 341 414 301 25 18 38	7/25/2015
X	Chuukese	E.R. 11-2015	05/18/15		12		1	Neglect	GENERAL SERVICES MEALS TEACHING ACTIVITIES MEDICATION/vitamins CONTACTS TRANSPORTATION	137 350 414 301 25 21 94	7/25/2015
X	Chuukese	E.R. 12-2015	05/18/15		10	1		Neglect	GENERAL SERVICES MEALS TEACHING ACTIVITIES MEDICATION/vitamins CONTACTS TRANSPORTATION	77 204 234 156 0 14 46	6/25/2015
X	Chuukese	R.R. 13-2015	05/18/15		7	1		Neglect	GENERAL SERVICES MEALS TEACHING ACTIVITIES MEDICATION/vitamins CONTACTS TRANSPORTATION	77 204 234 156 0 14 43	6/25/2015
X	Chuukese	T.R. 14-2015	05/18/15		6	1		Neglect	GENERAL SERVICES MEALS TEACHING ACTIVITIES MEDICATION/vitamins CONTACTS TRANSPORTATION	77 204 234 156 0 14 43	6/25/2015
X	Chuukese	R.F. 15-2015	05/19/15		16		1	High Risk	GENERAL SERVICES MEALS TEACHING ACTIVITIES MEDICATION/vitamins CONTACTS TRANSPORTATION	5 7 12 8 0 2 0	5/21/2015
					Total	3	4			0	

Catholic Social Service
 Alee Childrens Shelter
 Population Category
 Fiscal Year 2014-2015

US CITIZEN YES NO	ETHNICITY	INITIALS AND CASE NO.	DATE OF ADMISSIONS	SOCIAL SECURITY NUMBER	AGE	MALE	FEMALE	ABUSE OR NEGLECT	SPECIAL SERVICES	NO.	DATE OF DEPARTURE
X	Chuukese	M.M. 16-2015	05/19/15		15		1	High Risk	GENERAL SERVICES MEALS TEACHING ACTIVITIES MEDICATION/vitamins CONTACTS TRANSPORTATION	5 7 12 8 0 2 0	5/21/2015
X	Chamorro	L.A. 17-2015	05/30/15		2	1		High Risk	GENERAL SERVICES MEALS TEACHING ACTIVITIES MEDICATION/vitamins CONTACTS TRANSPORTATION	48 120 144 120 0 4 0	6/22/2015
X	Chamorro	P.C. 18-2015	06/22/15		9	1		Neglect	GENERAL SERVICES MEALS TEACHING ACTIVITIES MEDICATION/vitamins CONTACTS TRANSPORTATION	201 501 600 400 31 16 153	10/5/2015
X	Chamorro	G.T. 19-2015	06/22/15		6	1		Neglect	GENERAL SERVICES MEALS TEACHING ACTIVITIES MEDICATION/vitamins CONTACTS TRANSPORTATION	201 501 600 400 31 16 154	10/5/2015
X	Chamorro	H.S. 20-2015	06/30/15		3		1	High Risk	GENERAL SERVICES MEALS TEACHING ACTIVITIES MEDICATION/vitamins CONTACTS TRANSPORTATION	126 303 384 316 31	9/1/2015
X	Chuukese	L.A. 21-2015	07/23/15		8		1	Physical	CONTACTS TRANSPORTATION GENERAL SERVICES MEALS TEACHING ACTIVITIES MEDICATION/vitamins CONTACTS TRANSPORTATION	16 18 31 76 90 67 8 5 1	8/7/2015
X	Chamorro	P.I. 22-2015	08/18/15		3	1		High Risk	GENERAL SERVICES MEALS TEACHING ACTIVITIES MEDICATION/vitamins CONTACTS TRANSPORTATION	86 215 258 215 28 6 1	
					Total	4	3				

Catholic Social Service
Alee Childrens Shelter
Population Category
Fiscal Year 2014-2015

US CITIZEN YES NO	ETHNICITY	INITIALS AND CASE NO.	DATE OF ADMISSIONS	SOCIAL SECURITY NUMBER	AGE	MALE	FEMALE	ABUSE OR NEGLECT	SPECIAL SERVICES	NO.	DATE OF DEPARTURE
X	Chamorro	R.I. 23-2015	08/18/15		2		1	High Risk	GENERAL SERVICES MEALS TEACHING ACTIVITIES MEDICATION/vitamins CONTACTS TRANSPORTATION	86 215 258 215 24 6 0	
X	Chamorro	P.I. 24-2015	08/21/15		1		1	High Risk	GENERAL SERVICES MEALS TEACHING ACTIVITIES MEDICATION/vitamins CONTACTS TRANSPORTATION	81 205 246 205 0 6 0	
X	Chamorro	D.S. 25-2015	08/26/15		NB		1	High Risk	GENERAL SERVICES MEALS TEACHING ACTIVITIES MEDICATION/vitamins CONTACTS TRANSPORTATION	0 0 0 0 2 3	
X	Chamorro	J.S. 26-2015	08/30/15		14	1		High Risk	GENERAL SERVICES MEALS TEACHING ACTIVITIES MEDICATION/vitamins CONTACTS TRANSPORTATION	3 3 12 4 1 3 1	9/1/2015
X	Chamorro	M.W. 27-2015	08/30/15		12	1		High Risk	GENERAL SERVICES MEALS TEACHING ACTIVITIES MEDICATION/vitamins CONTACTS TRANSPORTATION	9 12 14 16 7 5 1	9/4/2015
X	Chamorro	C.C. 28-2015	09/04/15		11	1		Neglect	GENERAL SERVICES MEALS TEACHING ACTIVITIES MEDICATION/vitamins CONTACTS TRANSPORTATION	53 132 156 104 0 6 34	
X	Chamorro	D.S. 29-2015	09/04/15		5	1		Neglect	GENERAL SERVICES MEALS TEACHING ACTIVITIES MEDICATION/vitamins CONTACTS TRANSPORTATION	53 141 156 130 0 6 14	
					Total	4	3				

Catholic Social Service
 Aleo Childrens Shelter
 Population Category
 Fiscal Year 2014-2015

US CITIZEN YES NO	ETHNICITY	INITIALS AND CASE NO.	DATE OF ADMISSIONS	SOCIAL SECURITY NUMBER	AGE	MALE	FEMALE	ABUSE OR NEGLECT	SPECIAL SERVICES	NO.	DATE OF DEPARTURE
X	Chamorro	R.C. 30-2015	09/04/15		3		1	Neglect	GENERAL SERVICES MEALS TEACHING ACTIVITIES MEDICATION/vitamins CONTACTS TRANSPORTATION	53 141 156 130 0 6 0	
X	Chamorro	V.B. 31-2015	09/04/15		1	1		Neglect	GENERAL SERVICES MEALS TEACHING ACTIVITIES MEDICATION/vitamins CONTACTS TRANSPORTATION	53 141 156 130 0 7 0	
X	Chamorro	S.S. 32-2015	09/09/15		16		1	Sexual Abuse	GENERAL SERVICES MEALS TEACHING ACTIVITIES MEDICATION/vitamins CONTACTS TRANSPORTATION	43 101 126 84 0 6 4	
Total						1	2				

TOTAL NUMBER OF CHILDREN FOR THE MONTH :	
BOYS	25
GIRLS	19

REPORT SUBMITTED BY: Paula N. Perez
 Paula Perez
 Program Manager

GENERAL SERVICES:	5446
MEALS	13155
TEACHING	17054
ACTIVITIES	12187
MEDICATION/vitamins	774
CONTACTS	635
TRANSPORTATION	2157

**NON-EXPENDABLE PROPERTY INVENTORY UNDER \$500.00 IN VALUE
FISCAL YEAR 2014-2015**

PROGRAM NAME: Alee Shelter II

Location: CATHOLIC SOCIAL SERVICE, 243-A ARMY JUAN C. FEJERAN ST. BARRIGADA, 96913

Date Acquired	Item Description	Office/Shelter Furniture			Purchased or leased or Donated by	Purchased/leased with Program Funds	LOCATION	Condition			% of Program Use	Remarks
		QTY	MAKE/MODEL	SERIAL NUMBER				UNIT COST	N	F		
	Shelf	2	Brown Wooden	N/A	Donated		Alee II	X			100	
		1	Bookshelf	N/A	Donated		Alee II	X			100	
		1	Beige	N/A	Donated		Alee II	X			100	
		1	Blue & White	N/A	Donated		Alee II	X			100	
		1	Brown Large Shelf	N/A	Donated		Alee II	X			100	
	Dining Table Set	1	5 Tier Shelf		Donated		Alee II	X			100	
		1	Dining table & 6 chairs		Donated		Alee II	X			100	
	High Chair	1	Wooden		Donated		Alee II	X			100	
		1	Plastic Graco		Donated		Alee II	X			100	
		1	Plastic J. Mason		Donated		Alee II	X			100	
Jan-11	Bakers Rack	1	Fisher Price		Donated		Alee II	X			100	
		1			Donated		Alee II	X			100	
	TV Stand	1			Donated		Alee II	X			100	
	End Tables	3			Donated		Alee II	X			100	
	Bunk Beds	1	Wooden		Donated		Alee II	X			100	
		1	White		Donated		Alee II	X			100	
	Night Stands	6			Donated		Alee II	X			100	
	Toddler Beds	5			Donated		Alee II	X			100	
	Brown Drawer	3			Donated		Alee II	X			100	
	Baby Crib	2			Donated		Alee II	X			100	
	Diaper Changing table	2			Donated		Alee II	X			100	
May-12		2	Graco Dark Brown		Purchased	Incoming Donation	Alee II	X			100	
	Desks	1	6 Drawer		Donated		Alee II	X			100	
		1	Computer Desk		Donated		Alee II	X			100	
			Computer Desk		Donated		Alee II	X			100	
	Black Office Chair	1			Donated		Alee II	X			100	
	Beige Filing Cabinet 1				Donated		Alee II	X			100	
	Bench	2			Donated		Alee II	X			100	
Jun-11	Multiple Drawers	1			Donated		Living Room	X			100	
Jun-12	Entertainment Center	1			Donated		Living Room	X			100	

**NON-EXPENDABLE PROPERTY INVENTORY UNDER \$500.00 IN VALUE
FISCAL YEAR 2014-2015**

PROGRAM NAME: Alee Shelter II

Location: CATHOLIC SOCIAL SERVICE, 243-A ARMY JUAN C. FEJERAN ST. BARRIGADA, 96913

Date Acquired	Item Description	QTY	Office/Shelter Furniture		SERIAL NUMBER	UNIT COST	Purchased or leased or Donated by	Purchased/leased with Program Funds	LOCATION	Condition			% of Program Use	Remarks
			MAKE/MODEL							N	F	P		
Jun-12	Octogan Night Stand	2					Donated	Program Income	Living Room		X		100	
Jun-12	Coffee Table	1					Donated		Living Room		X		100	
	2 pc Sofa Set	1	Olive Green/Gold				Donated		Living Room		X		100	From Alee I
Mar-11	5 Gallon Water Bottle	2					Purchased	Incoming Donation	Kitchen		X		100	
	Standing Lamps	2					Donated		Alee II		X		100	
	Table Lamps	2					Donated		Alee II		X		100	
Date	ronics/Appliances						leased or	with Program Funds						
Acquired	Item Description	QTY	MAKE/MODEL	SERIAL NUMBER	UNIT COST	Donated by	Program Income	(New, Fair, Poor)	N	F	P	Program Use	Remarks	
Aug-11		1		Chasis Number		Donated		office		X		100	Repaired by MIS	
Aug-11	Computer T tower	1	HP	2UB33508LL		Donated		Alee II		X		100	Refurbished Rod from	
Aug-11		1	Dell	GXYVS71		Donated		Alee II		X		100	Lt Gov. Tenorios Office	
Aug-11		1	Dell	JT5CV91		Donated		Alee II		X		100	Comp for Kids Program	
	Microwave	1	Sanyo			Donated	Office	Kitchen		X		100		
Jul-11	Rice Cooker	1	Galanz	A701T5044		Purchased	Incoming Donation	Kitchen		X		100		
Aug-11	Computer Mouse	1	LOG Tech	HCA51305022		Donated		Alee II		X		100	Refurbished Rod from	
Aug-11		1	LOG Tech	HCA51314524		Donated		Alee II		X		100	Lt Gov. Tenorios Office	
Aug-11		1	LOG Tech	SAGM002		Donated		Alee II		X		100	Comp for Kids Program	
	Window AC	1	Window Unit Whirlpool			Donated		Alee II		X		100		
	Window AC	1	5000btu Haier			Donated		Alee II		X		100		
	Central Air AC	1	Carrier	1004G31186		Donated		Alee II		X		100		
	Split AC	1	12000btu Gree			Donated		Alee II		X		100		
	Split Aircon	1	24000 btu			Donated		Alee II		X		100		
	Deep Freezer	1	GE	FCM150TBWH		Donated		Alee II		X		100		
	Small Refrigerator	1	Sanyo	951001057		Donated		Alee II		X		100		
	Flat Screen TV	1				Donated		Alee II		X		100		

**NON-EXPENDABLE PROPERTY INVENTORY UNDER \$500.00 IN VALUE
FISCAL YEAR 2014-2015**

PROGRAM NAME: Alee Shelter II

Location: CATHOLIC SOCIAL SERVICE, 243-A ARMY JUAN C. FEJERAN ST. BARRIGADA, 96913

Date Acquired	Item Description	QTY	MAKE/MODEL	SERIAL NUMBER	UNIT COST	Purchased or leased or Donated by	Purchased/leased with Program Funds	LOCATION (New, Fair, Pool)	Condition			% of Program Use	Remarks
									N	F	P		
Aug-13	Cordless/Corded Telephone	1	KXGTG1061M Panasonic	9JAQB037387	119	Purchased	Income-Donation	Alee II		X		100	Micropac Inv#KDDG-24367
Apr-11	Mini Component	1	AMC 400u	SA611009192		Donated		Living Room		X		100	
Aug-11	Computer Work Station	1				Donated		office		X		100	
Sep-11	Computer Work Station	2				Donated		office		X		100	FJC/HOM
	Computer Monitor	3	COMPAQ	903CD61SS355		Donated		Alee II		X		100	Refurbished Rcd from Lt.Gov. Tenorios Office
				IW221511756		Donated		Alee II		X		100	Lt.Gov. Tenorios Office
				IV4601251		Donated		Alee II		X		100	Comp for Kids Program
				MX01780R478010151IMG		Donated		Work Station		X		100	
	Modem	1	Cool Max			Donated		Living Room			X	100	
Feb-11	Printer	1	Brother/HL-2140 Laser	U61944ROJ761270	238	Purchased	Income-Donation	Office		X		100	
Aug-11	Computer	1	IBM	97249		Donated					X		Refurbished Rcd from Lt.Gov. Tenorios Office
	Key	1	Dell	12732650		Donated		Alee II		X		100	
	Board	1	SK-8110	07N242		Donated		Alee II		X		100	Comp for Kids Program
Sep-11	Washer	1	Kenmore	C12921661	406.95	Purchased	Income-Donation	Laundry		X		100	
Sep-11	Dryer	1	Kenmore	M11619723	387.59	Donated	Income-Donation	Laundry		X		100	
						Donated		Back Patio		X		100	
						Donated		Back Patio		X		100	
						Donated		Back Patio		X		100	
						Donated		Back Patio		X		100	

FY 2015 NON-EXPENDABLE PROPERTY INVENTORY UNDER \$500.00 IN VALUE

July-Sept 2015

Page 1 Of 4

PROGRAM NAME: Alee Shelter II

Location: CATHOLIC SOCIAL SERVICE, 243-A ARMY JUAN C. FEJERAN ST. BARRIGADA, 96913

Date Acquired	Item Description	QTY	Office/Shelter Furniture			Purchased or leased by	Purchased/leased with Program Funds	LOCATION		Condition			% of Program Use	Remarks
			MAKE/MODEL	SERIAL NUMBER	UNT COST			N	F	P				
	Shelf	2	Brown Wooden	N/A	N/A	Donated		Alee II	X			100		
		1	Bookshelf	N/A	N/A	Donated		Alee II	X			100		
		1	Beige	N/A	N/A	Donated		Alee II	X			100		
		1	Blue & White	N/A	N/A	Donated		Alee II	X			100		
		1	Brown Large Shelf	N/A	N/A	Donated		Alee II	X			100		
	Dining Table Set	1	Dining table & 6 chairs			Donated		Alee II	X			100		
	High Chair	1	Wooden			Donated		Alee II	X			100		
		1	Plastic Graco			Donated		Alee II	X			100		
		1	Plastic J. Mason			Donated		Alee II	X			100		
Jan-11		1	Fisher Price			Donated		Alee II	X			100		
	Bakers Rack	1				Donated		Alee II	X			100		
	TV Stand	1				Donated		Alee II	X			100		
	End Tables	3				Donated		Alee II	X			100		
	Bunk Beds	1	Wooden			Donated		Alee II	X			100		
		1	White			Donated		Alee II	X			100		
	Night Stands	6				Donated		Alee II	X			100		
	Toddler Beds	5				Donated		Alee II	X			100		
	Brown Drawer	3				Donated		Alee II	X			100		
	Baby Crib	2				Donated		Alee II	X			100		
	Diaper Changing table	2				Donated		Alee II	X			100		
May-12		2	Graco Dark Brown			Purchased	Incoming Donation	Alee II	X			100		
	Desks	1	6 Drawer			Donated		Alee II	X			100		
		1	Computer Desk			Donated		Alee II	X			100		
			Brown Computer Desk			Donated		Alee II	X			100		

FY 2015 NON-EXPENDABLE PROPERTY INVENTORY UNDER \$500.00 IN VALUE

July-Sept 2015

Page 2 Of 4

PROGRAM NAME: Alee Shelter II

Location: CATHOLIC SOCIAL SERVICE, 243-A ARMY JUAN C. FEJERAN ST. BARRIGADA, 96913

Date Acquired	Item Description	QTY	MAKE/MODEL	SERIAL NUMBER	UNIT COST	Purchased or leased by	Purchased/leased with Program Funds	LOCATION			Condition w, Fair, P N F P	% of Program Use	Remarks
	Office/Shelter Furniture												
	Black Office Chair	1		N/A		Donated		Alee II		X		100	
	Beige Filing Cabinet 1			N/A		Donated		office		X		100	
	Bench	2		N/A		Donated		Living Room		X		100	
Jun-11	Multiple Drawers	1		N/A		Donated		Living Room		X		100	
Jun-12	Entertainment Center	1		N/A		Donated		Living Room		X		100	
Jun-12	Octogan Night Stand	2				Donated		Living Room		X		100	
Jun-12	Coffee Table	1				Donated		Living Room		X		100	
	2 pc Sofa Set	1	Olive Green/Gold			Donated		Living Room		X		100	From Alee I
Mar-11	5 Gallon Water Bottle	2				Purchased	Incoming Donation	Kitchen		X		100	
Aug-13	Cordless/Corded Telephone	1	KXKTG1061M Panasonic	9JAQOB037387	119	Purchased	Incoming Donation	Alee II		X		100	Micropac Inv#KDG-24367
Apr-11	Mini Component	1	AMC 400u	SA611009192		Donated		Living Room		X		100	
Aug-11	Computer Work Station	1				Donated		office		X		100	
Sep-11		2				Donated		office		X		100	EJC/HOM
		1		Chasis Number		Donated		office		X		100	Repaired by MIS
Aug-11	Computer Tower	1	HP	2UB33508LL		Donated		Alee II		X		100	Refurbished Rcd from
Aug-11		1	Dell	GXYVS71		Donated		Alee II		X		100	Lt.Gov.Tenorios Office
Aug-11		1	Dell	JT5CV91		Donated		Alee II		X		100	Comp for Kids Program
	Microwave	1	Sanyo			Donated	Office	Kitchen		X		100	
Jul-11	Rice Cooker	1	Galanz	A701T5044		Purchased	Incoming Donation	Kitchen		X		100	
Aug-11	Computer Mouse	1	LOG Tech	HCA51305022		Donated		Alee II		X		100	Refurbished Rcd from
Aug-11		1	LOG Tech	HCA51314524		Donated		Alee II		X		100	Lt.Gov.Tenorios Office
Aug-11		1	LOG Tech	SAGM002		Donated		Alee II		X		100	Comp for Kids Program
						Donated		Alee II		X		100	

FY 2015 NON-EXPENDABLE PROPERTY INVENTORY UNDER \$500.00 IN VALUE

July -Sept 2015

Page 3 of 4

PROGRAM NAME: Alee Shelter II

Location: CATHOLIC SOCIAL SERVICE, 243-A ARMY JUAN C. FEJERAN ST. BARRIGADA, 96913

Date Acquired	Item Description	QTY	MAKE/MODEL	SERIAL NUMBER	UNIT COST	Purchased or leased or Donated by	Purchased/leased with Program Funds	LOCATION			% of Program Use	Remarks	
								(New, Fair, Pool)					
ronics/Appliances													
								N	F	P			
	Window AC	1	Window Unit Whirlpool	N/A	N/A	Donated		Alee II	X	X		100	
	Window AC	1	5000btu Haier	N/A	N/A	Donated		Alee II	X	X		100	
	Central Air AC	1	Carrier	1004G31186	N/A	Donated		Alee II	X	X		100	
	Split AC	1	12000btu Gree	N/A	N/A	Donated		Alee II	X	X		100	
	Split Aircon	1	24000 btu	TCL/TAK-24CS/R2	N/A	Donated		Alee II	X	X		100	
	Deep Freezer	1	GE	FCM150TBWH		Donated		Alee II	X	X		100	
	Small Refrigerator	1	Sanyo	951001057		Donated		Alee II	X	X		100	
	Flat Screen TV	1				Donated		Alee II	X	X		100	
	Standing Lamps	2				Donated		Alee II	X	X		100	
	Table Lamps	2				Donated		Alee II	X	X		100	
	Computer Monitor	3	COMPAQ	903CD61SS355		Donated		Alee II	X	X		100	Refurbished Red from
				IW221511756		Donated		Alee II	X	X		100	Lt.Gov.Tenorios Office
				IV4601251		Donated		Alee II	X	X		100	Comp for Kids Program
	Computer Monitor	1	Dell	MX0178OR4780101511MG		Donated		Work Station	X	X		100	
	Modem	1	Cool Max			Donated		Living Room		X		100	
Feb-11	Printer	1	Brother/HL-2140 Laser	U61944ROJ761270	238	Purchased	Income-Donationm	Office	X	X		100	
Aug-11	Computer	1	IBM	97249		Donated		Alee II		X			Refurbished Red from
				12732650		Donated			X		100	Lt.Gov.Tenorios Office	
				07N242		Donated			X		100	Comp for Kids Program	
Sep-11	Washer	1	Kenmore	C12921661	406.95	Purchased	Income-Donationm	Laundry	X	X		100	
Sep-11	Dryer	1	Kenmore	M11619723	387.59	Donated	Income-Donationm	Laundry	X	X		100	
						Donated		Back Patio	X	X		100	
						Donated		Back Patio	X	X		100	
						Donated		Back Patio	X	X		100	

**FY-2015 EXPENDITURE REPORT
CATHOLIC SOCIAL SERVICE
ALEE SHELTER (CHILDREN)**

FOR THE MONTH ENDING: OCTOBER 31, 2014

PERSONNEL & BENEFITS COSTS (110/111)	ADMINISTRATIVE COSTS		SERVICE EXPENDITURES		TOTAL	
	CURRENT	CUMULATIVE	CURRENT	CUMULATIVE	CURRENT	Y-T-D CUMULATIVE
Salaries	\$ 1,138.20	\$ 1,138.20	\$ 3,632.40	\$ 3,632.40	\$ 4,770.60	\$ 4,770.60
FICA	\$ 94.29	\$ 94.29	\$ 277.92	\$ 277.92	\$ 372.21	\$ 372.21
Health & Welfare		\$ -	\$ 1,447.20	\$ 1,447.20	\$ 1,447.20	\$ 1,447.20
H & W FICA		\$ -	\$ 110.70	\$ 110.70	\$ 110.70	\$ 110.70
Subtotal (110/111)	\$ 1,232.49	\$ 1,232.49	\$ 5,468.22	\$ 5,468.22	\$ 6,700.71	\$ 6,700.71
TRAVEL (220)						
Local Mileage		\$ -		\$ -	\$ -	\$ -
Sub Total (220)		\$ -		\$ -	\$ -	\$ -
CONTRACTUAL (230)						
Equipment Maintenance	\$ 106.89	\$ 106.89	\$ -	\$ -	\$ 106.89	\$ 106.89
Lease Equipment	\$ 15.10	\$ 15.10	\$ -	\$ -	\$ 15.10	\$ 15.10
Building Rent	\$ 261.31	\$ 261.31	\$ 964.52	\$ 964.52	\$ 1,225.83	\$ 1,225.83
Staff Certification/Training		\$ -	\$ 34.80	\$ 34.80	\$ 34.80	\$ 34.80
Drug Testing		\$ -	\$ -	\$ -	\$ -	\$ -
Payroll Fee		\$ -	\$ 59.78	\$ 59.78	\$ 59.78	\$ 59.78
Insurance	\$ 74.77	\$ 74.77	\$ -	\$ -	\$ 74.77	\$ 74.77
Printing		\$ -	\$ -	\$ -	\$ -	\$ -
Audit		\$ -	\$ -	\$ -	\$ -	\$ -
Trash Removal	\$ 21.66	\$ 21.66	\$ -	\$ -	\$ 21.66	\$ 21.66
Workman's Compensation		\$ -	\$ -	\$ -	\$ -	\$ -
Building Maintenance		\$ -	\$ -	\$ -	\$ -	\$ -
		\$ -	\$ -	\$ -	\$ -	\$ -
		\$ -	\$ -	\$ -	\$ -	\$ -
Subtotal (230)	\$ 479.63	\$ 479.63	\$ 1,059.10	\$ 1,059.10	\$ 1,538.63	\$ 1,538.63
SUPPLIES AND MATERIALS (240)						
Office Supplies	\$ 9.78	\$ 9.78	\$ -	\$ -	\$ 9.78	\$ 9.78
Household Supplies		\$ -	\$ 15.84	\$ 15.84	\$ 15.84	\$ 15.84
Food		\$ -	\$ -	\$ -	\$ -	\$ -
Fuel		\$ -	\$ -	\$ -	\$ -	\$ -
Subtotal (240)	\$ 9.78	\$ 9.78	\$ 15.84	\$ 15.84	\$ 25.62	\$ 25.62
EQUIPMENT (250) (under \$5000.00)						
		\$ -	\$ -	\$ -	\$ -	\$ -
Subtotal (250)		\$ -	\$ -	\$ -	\$ -	\$ -
MISCELLANEOUS (290)						
Miscellaneous		\$ -	\$ 120.00	\$ 120.00	\$ 120.00	\$ 120.00
		\$ -	\$ -	\$ -	\$ -	\$ -
Subtotal (290)		\$ -	\$ 120.00	\$ 120.00	\$ 120.00	\$ 120.00
UTILITIES (360)						
Power	\$ 82.04	\$ 82.04	\$ 860.76	\$ 360.76	\$ 942.80	\$ 942.80
Water	\$ 6.96	\$ 6.96	\$ 43.28	\$ 43.28	\$ 50.24	\$ 50.24
Telephone/Facsimile	\$ 55.32	\$ 55.32	\$ 129.80	\$ 129.80	\$ 185.12	\$ 185.12
Subtotal (360)	\$ 144.32	\$ 144.32	\$ 1,033.84	\$ 533.84	\$ 1,178.16	\$ 1,178.16
CAPITAL OUTLAY (450) (over \$5000.00)						
		\$ -	\$ -	\$ -	\$ -	\$ -
Subtotal (450)		\$ -	\$ -	\$ -	\$ -	\$ -
GRAND TOTAL						

**FY-2015 EXPENDITURE REPORT
CATHOLIC SOCIAL SERVICE
ALEE (ADULT)**

FOR THE MONTH ENDING: OCTOBER 31, 2014

PERSONNEL & BENEFITS COSTS (110/111)	ADMINISTRATIVE COSTS		SERVICE EXPENDITURES		TOTAL	
	CURRENT	CUMULATIVE	CURRENT	CUMULATIVE	CURRENT	Y-T-D CUMULATIVE
Salaries	\$ 2,374.90	\$ 2,374.90	\$ 11,200.00	\$ 11,200.00	\$ 13,574.90	\$ 13,574.90
FICA	\$ 196.83	\$ 196.83	\$ 856.80	\$ 856.80	\$ 1,053.63	\$ 1,053.63
Health & Welfare		\$ -	\$ 3,216.00	\$ 3,216.00	\$ 3,216.00	\$ 3,216.00
H & W FICA		\$ -	\$ 246.00	\$ 246.00	\$ 246.00	\$ 246.00
Subtotal (110/111)	\$ 2,571.73	\$ 2,571.73	\$ 15,318.80	\$ 15,318.80	\$ 18,090.53	\$ 18,090.53
TRAVEL (220)						
Local Mileage		\$ -		\$ -	\$ -	\$ -
Sub Total (220)					\$ -	\$ -
CONTRACTUAL (230)						
Equipment Maintenance	\$ 223.06	\$ 223.06		\$ -	\$ 223.06	\$ 223.06
Lease Equipment	\$ 31.50	\$ 31.50	\$ 191.30	\$ 191.30	\$ 222.80	\$ 222.80
Building Rent	\$ 545.23	\$ 545.23		\$ -	\$ 545.23	\$ 545.23
Staff Certification/Training		\$ -	\$ 49.80	\$ 49.80	\$ 49.80	\$ 49.80
Drug Testing		\$ -		\$ -	\$ -	\$ -
Payroll Fee		\$ -	\$ 65.00	\$ 65.00	\$ 65.00	\$ 65.00
Insurance	\$ 156.00	\$ 156.00	\$ 154.00	\$ 154.00	\$ 310.00	\$ 310.00
Printing		\$ -		\$ -	\$ -	\$ -
Audit		\$ -		\$ -	\$ -	\$ -
Trash Removal	\$ 45.20	\$ 45.20	\$ 454.69	\$ 454.69	\$ 499.89	\$ 499.89
Workman's Compensation		\$ -	\$ 117.00	\$ 117.00	\$ 117.00	\$ 117.00
Building Maintenance		\$ -		\$ -	\$ -	\$ -
		\$ -		\$ -	\$ -	\$ -
		\$ -		\$ -	\$ -	\$ -
Subtotal (230)	\$ 1,000.06	\$ 1,000.06	\$ 771.79	\$ 771.79	\$ 2,032.78	\$ 2,032.78
SUPPLIES AND MATERIALS (240)						
Office Supplies	\$ 20.39	\$ 20.39	\$ 27.95	\$ 27.95	\$ 48.34	\$ 48.34
Household Supplies		\$ -	\$ 157.69	\$ 157.69	\$ 157.69	\$ 157.69
Food		\$ -		\$ -	\$ -	\$ -
Fuel		\$ -	\$ 30.00	\$ 30.00	\$ 30.00	\$ 30.00
Subtotal (240)	\$ 20.39	\$ 20.39	\$ 215.64	\$ 215.64	\$ 236.03	\$ 236.03
EQUIPMENT (250) (under \$5000.00)						
		\$ -		\$ -	\$ -	\$ -
Subtotal (250)		\$ -		\$ -	\$ -	\$ -
MISCELLANEOUS (290)						
		\$ -		\$ -	\$ -	\$ -
Subtotal (290)		\$ -		\$ -	\$ -	\$ -
UTILITIES (360)						
Power	\$ 171.18	\$ 171.18	\$ 1,508.88	\$ 1,508.88	\$ 1,680.06	\$ 1,680.06
Water	\$ 14.52	\$ 14.52	\$ 252.75	\$ 252.75	\$ 267.27	\$ 267.27
Telephone/Facsimile	\$ 115.42	\$ 115.42		\$ -	\$ 115.42	\$ 115.42
Subtotal (360)	\$ 301.12	\$ 301.12	\$ 1,761.63	\$ 1,761.63	\$ 2,062.75	\$ 2,062.75
CAPITAL OUTLAY (450) (over \$5000.00)						
		\$ -		\$ -	\$ -	\$ -
Subtotal (450)		\$ -		\$ -	\$ -	\$ -
GRAND TOTAL	\$ 3,873.22	\$ 3,873.22	\$ 17,090.43	\$ 17,090.43	\$ 22,422.99	\$ 22,422.99

**FY-2015 EXPENDITURE REPORT
CATHOLIC SOCIAL SERVICE
ALEE SHELTER (CHILDREN)**

FOR THE MONTH ENDING: NOVEMBER 30, 2014

PERSONNEL & BENEFITS COSTS (110/111)	ADMINISTRATIVE COSTS		SERVICE EXPENDITURES		TOTAL	
	CURRENT	CUMULATIVE	CURRENT	CUMULATIVE	CURRENT	Y-TD CUMULATIVE
Salaries	\$ 2,714.18	\$ 3,852.38	\$ 15,195.54	\$ 18,827.94	\$ 17,909.72	\$ 22,680.32
FICA	\$ 224.84	\$ 319.13	\$ 1,162.46	\$ 1,440.38	\$ 1,387.30	\$ 1,759.51
Health & Welfare		\$ -	\$ 5,736.54	\$ 7,183.74	\$ 5,736.54	\$ 7,183.74
H & W FICA		\$ -	\$ 438.84	\$ 549.54	\$ 438.84	\$ 549.54
Subtotal (110/111)	\$ 2,939.02	\$ 4,171.51	\$ 22,533.38	\$ 28,001.60	\$ 25,472.40	\$ 32,173.11
TRAVEL (220)						
Local Mileage		\$ -		\$ -	\$ -	\$ -
		\$ -		\$ -	\$ -	\$ -
Sub Total (220)	\$ -	\$ -	\$ -	\$ -	\$ -	\$ -
CONTRACTUAL (230)						
Equipment Maintenance	\$ 254.89	\$ 361.78		\$ -	\$ 254.89	\$ 361.78
Lease Equipment	\$ 36.00	\$ 51.10		\$ -	\$ 36.00	\$ 51.10
Building Rent	\$ 623.12	\$ 884.43	\$ 2,300.00	\$ 3,264.52	\$ 2,923.12	\$ 4,148.95
Staff Certification/Training		\$ -		\$ 34.80	\$ -	\$ 34.80
Drug Testing				\$ -	\$ -	\$ -
Payroll Fee		\$ -	\$ 68.33	\$ 128.11	\$ 68.33	\$ 128.11
Insurance	\$ 178.29	\$ 253.06	\$ 511.00	\$ 511.00	\$ 689.29	\$ 764.06
Printing		\$ -		\$ -	\$ -	\$ -
Audit		\$ -	\$ 352.00	\$ 352.00	\$ 352.00	\$ 352.00
Trash Removal	\$ 51.65	\$ 73.31		\$ -	\$ 51.65	\$ 73.31
Workman's Compensation		\$ -	\$ 275.00	\$ 275.00	\$ 275.00	\$ 275.00
Building Maintenance		\$ -		\$ -	\$ -	\$ -
		\$ -		\$ -	\$ -	\$ -
		\$ -		\$ -	\$ -	\$ -
		\$ -		\$ -	\$ -	\$ -
Subtotal (230)	\$ 1,143.95	\$ 1,623.68	\$ 3,506.33	\$ 4,565.43	\$ 4,650.28	\$ 6,189.11
SUPPLIES AND MATERIALS (240)						
Office Supplies	\$ 23.31	\$ 33.09		\$ -	\$ 23.31	\$ 33.09
Household Supplies		\$ -		\$ 15.84	\$ -	\$ 15.84
Food		\$ -		\$ -	\$ -	\$ -
Fuel		\$ -		\$ -	\$ -	\$ -
Subtotal (240)	\$ 23.31	\$ 33.09	\$ -	\$ 15.84	\$ 23.31	\$ 48.93
EQUIPMENT (250) (under \$5000.00)						
		\$ -		\$ -	\$ -	\$ -
		\$ -		\$ -	\$ -	\$ -
Subtotal (250)	\$ -	\$ -	\$ -	\$ -	\$ -	\$ -
MISCELLANEOUS (290)						
Miscellaneous		\$ -		\$ 120.00	\$ -	\$ 120.00
		\$ -		\$ -	\$ -	\$ -
		\$ -		\$ -	\$ -	\$ -
Subtotal (290)	\$ -	\$ -	\$ -	\$ 120.00	\$ -	\$ 120.00
UTILITIES (360)						
Power	\$ 195.63	\$ 277.67	\$ 623.23	\$ 1,483.99	\$ 818.86	\$ 1,761.66
Water	\$ 16.59	\$ 23.55	\$ 43.00	\$ 86.28	\$ 59.59	\$ 109.83
Telephone/Facsimile	\$ 131.91	\$ 187.23	\$ 129.80	\$ 259.60	\$ 261.71	\$ 446.83
Subtotal (360)	\$ 344.13	\$ 488.45	\$ 796.03	\$ 1,829.87	\$ 1,140.16	\$ 2,318.32
CAPITAL OUTLAY (450) (over \$5000.00)						
		\$ -		\$ -	\$ -	\$ -
		\$ -		\$ -	\$ -	\$ -
Subtotal (450)	\$ -	\$ -	\$ -	\$ -	\$ -	\$ -
GRAND TOTAL	\$ 4,450.41	\$ 6,316.73	\$ 26,835.74	\$ 34,532.74	\$ 31,286.15	\$ 40,849.47

**FY-2015 EXPENDITURE REPORT
CATHOLIC SOCIAL SERVICE
ALEE (ADULT)**

FOR THE MONTH ENDING: NOVEMBER 30, 2014

PERSONNEL & BENEFITS COSTS (110/111)	ADMINISTRATIVE COSTS		SERVICE EXPENDITURES		TOTAL	
	CURRENT	CUMULATIVE	CURRENT	CUMULATIVE	CURRENT	Y-T-D CUMULATIVE
Salaries	\$ 2,374.90	\$ 4,749.80	\$ 11,584.00	\$ 22,784.00	\$ 13,958.90	\$ 27,533.80
FICA	\$ 196.83	\$ 393.66	\$ 886.18	\$ 1,742.98	\$ 1,083.01	\$ 2,136.64
Health & Welfare		\$ -	\$ 3,216.00	\$ 6,432.00	\$ 3,216.00	\$ 6,432.00
H & W FICA		\$ -	\$ 246.03	\$ 492.03	\$ 246.03	\$ 492.03
Subtotal (110/111)	\$ 2,571.73	\$ 5,143.46	\$ 15,932.21	\$ 31,451.01	\$ 18,503.94	\$ 36,594.47
TRAVEL (220)						
Local Mileage		\$ -		\$ -	\$ -	\$ -
		\$ -		\$ -	\$ -	\$ -
Sub Total (220)	\$ -	\$ -	\$ -	\$ -	\$ -	\$ -
CONTRACTUALS (230)						
Equipment Maintenance	\$ 223.06	\$ 446.12		\$ -	\$ 223.06	\$ 446.12
Lease Equipment	\$ 31.50	\$ 63.00		\$ 191.30	\$ 31.50	\$ 254.30
Building Rent	\$ 545.23	\$ 1,090.46		\$ -	\$ 545.23	\$ 1,090.46
Staff Certification/Training		\$ -	\$ 19.80	\$ 69.60	\$ 19.80	\$ 69.60
Drug Testing				\$ -	\$ -	\$ -
Payroll Fee		\$ -	\$ 65.00	\$ 130.00	\$ 65.00	\$ 130.00
Insurance	\$ 156.00	\$ 312.00	\$ 377.00	\$ 531.00	\$ 533.00	\$ 843.00
Printing		\$ -		\$ -	\$ -	\$ -
Audit		\$ -	\$ 308.00	\$ 308.00	\$ 308.00	\$ 308.00
Trash Removal	\$ 45.20	\$ 90.40	\$ 402.39	\$ 857.08	\$ 447.59	\$ 947.48
Workman's Compensation		\$ -	\$ 233.00	\$ 350.00	\$ 233.00	\$ 350.00
Building Maintenance		\$ -		\$ -	\$ -	\$ -
		\$ -		\$ -	\$ -	\$ -
		\$ -		\$ -	\$ -	\$ -
		\$ -		\$ -	\$ -	\$ -
Subtotal (230)	\$ 1,000.99	\$ 2,001.98	\$ 1,405.19	\$ 2,436.98	\$ 2,406.18	\$ 4,438.96
SUPPLIES AND MATERIALS (240)						
Office Supplies	\$ 20.39	\$ 40.78		\$ 27.95	\$ 20.39	\$ 68.73
Household Supplies		\$ -		\$ 157.69	\$ -	\$ 157.69
Food		\$ -		\$ -	\$ -	\$ -
Fuel		\$ -		\$ 30.00	\$ -	\$ 30.00
Subtotal (240)	\$ 20.39	\$ 40.78	\$ -	\$ 215.64	\$ 20.39	\$ 256.42
EQUIPMENT (250) (over \$500.00)						
		\$ -		\$ -	\$ -	\$ -
		\$ -		\$ -	\$ -	\$ -
Subtotal (250)	\$ -	\$ -	\$ -	\$ -	\$ -	\$ -
MISCELLANEOUS (290)						
Client Assistance		\$ -	\$ 6.25	\$ 6.25	\$ 6.25	\$ 6.25
License/fees		\$ -		\$ -	\$ -	\$ -
		\$ -		\$ -	\$ -	\$ -
Subtotal (290)	\$ -	\$ -	\$ 6.25	\$ 6.25	\$ 6.25	\$ 6.25
UTILITIES (360)						
Power	\$ 171.18	\$ 342.36	\$ 1,043.36	\$ 2,552.24	\$ 1,214.54	\$ 2,894.60
Water	\$ 14.52	\$ 29.04	\$ 210.60	\$ 463.35	\$ 225.12	\$ 492.39
Telephone/Facsimile	\$ 115.42	\$ 230.84	\$ 192.21	\$ 192.21	\$ 307.63	\$ 423.05
Subtotal (360)	\$ 301.12	\$ 602.24	\$ 1,446.17	\$ 3,207.80	\$ 1,747.29	\$ 3,810.04
CAPITAL OUTLAY (450) (over \$500.00)						
		\$ -		\$ -	\$ -	\$ -
		\$ -		\$ -	\$ -	\$ -
Subtotal (450)	\$ -	\$ -	\$ -	\$ -	\$ -	\$ -
GRAND TOTAL	\$ 3,894.23	\$ 7,788.46	\$ 18,789.82	\$ 37,317.68	\$ 22,684.05	\$ 45,106.14

**FY-2015 EXPENDITURE REPORT
CATHOLIC SOCIAL SERVICE
ALEE SHELTER (CHILDREN)**

FOR THE MONTH ENDING: DECEMBER 31, 2014

PERSONNEL & BENEFITS COSTS (110/111)	ADMINISTRATIVE COSTS		SERVICE EXPENDITURES		TOTAL	
	CURRENT	CUMULATIVE	CURRENT	CUMULATIVE	CURRENT	Y-T-D CUMULATIVE
Salaries	\$ 2,714.18	\$ 6,566.56	\$ 15,982.56	\$ 34,810.50	\$ 18,696.74	\$ 41,377.06
FICA	\$ 224.84	\$ 543.97	\$ 1,222.65	\$ 2,663.03	\$ 1,447.49	\$ 3,207.00
Health & Welfare		\$ -	\$ 5,788.80	\$ 12,972.54	\$ 5,788.80	\$ 12,972.54
H & W FICA		\$ -	\$ 442.80	\$ 992.34	\$ 442.80	\$ 992.34
Subtotal (110/111)	\$ 2,939.02	\$ 7,110.53	\$ 23,436.81	\$ 51,438.41	\$ 26,375.83	\$ 58,548.94
TRAVEL (220)						
Local Mileage		\$ -		\$ -	\$ -	\$ -
		\$ -		\$ -	\$ -	\$ -
Sub Total (220)	\$ -	\$ -	\$ -	\$ -	\$ -	\$ -
CONTRACTUAL (230)						
Equipment Maintenance	\$ 254.89	\$ 616.67		\$ -	\$ 254.89	\$ 616.67
Lease Equipment	\$ 36.00	\$ 87.10		\$ -	\$ 36.00	\$ 87.10
Building Rent	\$ 623.12	\$ 1,507.55	\$ 2,300.00	\$ 5,564.52	\$ 2,923.12	\$ 7,072.07
Staff Certification/Training		\$ -		\$ 34.80	\$ -	\$ 34.80
Drug Testing		\$ -		\$ -	\$ -	\$ -
Payroll Fee		\$ -	\$ 68.33	\$ 196.44	\$ 68.33	\$ 196.44
Insurance	\$ 178.29	\$ 431.35		\$ 511.00	\$ 178.29	\$ 942.35
Printing		\$ -		\$ -	\$ -	\$ -
Audit		\$ -		\$ 352.00	\$ -	\$ 352.00
Trash Removal	\$ 51.65	\$ 124.96		\$ -	\$ 51.65	\$ 124.96
Workman's Compensation		\$ -		\$ 275.00	\$ -	\$ 275.00
Building Maintenance		\$ -		\$ -	\$ -	\$ -
		\$ -		\$ -	\$ -	\$ -
		\$ -		\$ -	\$ -	\$ -
Subtotal (230)	\$ 1,143.95	\$ 2,767.63	\$ 2,368.33	\$ 6,933.76	\$ 3,512.28	\$ 9,701.39
SUPPLIES AND MATERIALS (240)						
Office Supplies	\$ 23.31	\$ 56.40	\$ 59.57	\$ 59.57	\$ 82.88	\$ 115.97
Household Supplies		\$ -		\$ 15.84	\$ -	\$ 15.84
Food		\$ -		\$ -	\$ -	\$ -
Fuel		\$ -		\$ -	\$ -	\$ -
Subtotal (240)	\$ 23.31	\$ 56.40	\$ 59.57	\$ 75.41	\$ 82.88	\$ 131.81
EQUIPMENT (250) under \$5000.00						
		\$ -		\$ -	\$ -	\$ -
		\$ -		\$ -	\$ -	\$ -
Subtotal (250)	\$ -	\$ -	\$ -	\$ -	\$ -	\$ -
MISCELLANEOUS (290)						
Miscellaneous		\$ -		\$ 120.00	\$ -	\$ 120.00
		\$ -		\$ -	\$ -	\$ -
Subtotal (290)	\$ -	\$ -	\$ -	\$ 120.00	\$ -	\$ 120.00
UTILITIES (360)						
Power	\$ 195.63	\$ 473.30	\$ 860.60	\$ 2,344.59	\$ 1,056.23	\$ 2,817.89
Water	\$ 16.59	\$ 40.14	\$ 46.22	\$ 132.50	\$ 62.81	\$ 172.64
Telephone/Facsimile	\$ 131.91	\$ 319.14	\$ 247.24	\$ 506.84	\$ 379.15	\$ 825.98
Subtotal (360)	\$ 344.13	\$ 832.58	\$ 1,154.06	\$ 2,983.93	\$ 1,498.19	\$ 3,816.51
CAPITAL OUTLAY (450) (over \$5000.00)						
		\$ -		\$ -	\$ -	\$ -
		\$ -		\$ -	\$ -	\$ -
Subtotal (450)	\$ -	\$ -	\$ -	\$ -	\$ -	\$ -
GRAND TOTAL	\$ 4,450.41	\$ 10,767.14	\$ 27,018.77	\$ 61,551.51	\$ 31,469.18	\$ 72,318.65

**FY-2015 EXPENDITURE REPORT
CATHOLIC SOCIAL SERVICE
ALEE (ADULT)**

FOR THE MONTH ENDING: DECEMBER 31, 2014

PERSONNEL & BENEFITS COSTS (110/111)	ADMINISTRATIVE COSTS		SERVICE EXPENDITURES		TOTAL	
	CURRENT	CUMULATIVE	CURRENT	CUMULATIVE	CURRENT	Y-T-D CUMULATIVE
Salaries	\$ 2,374.90	\$ 7,124.70	\$ 12,656.00	\$ 35,440.00	\$ 15,030.90	\$ 42,564.70
FICA	\$ 196.83	\$ 590.49	\$ 968.19	\$ 2,711.17	\$ 1,165.02	\$ 3,301.66
Health & Welfare		\$ -	\$ 4,824.00	\$ 11,256.00	\$ 4,824.00	\$ 11,256.00
H & W FICA		\$ -	\$ 369.01	\$ 861.04	\$ 369.01	\$ 861.04
Subtotal (110/111)	\$ 2,571.73	\$ 7,715.19	\$ 18,817.20	\$ 50,268.21	\$ 21,388.93	\$ 57,983.40
TRAVEL (220)						
Local Mileage		\$ -		\$ -	\$ -	\$ -
		\$ -		\$ -	\$ -	\$ -
Sub Total (220)	\$ -	\$ -	\$ -	\$ -	\$ -	\$ -
CONTRACTUAL (230)						
Equipment Maintenance	\$ 223.06	\$ 669.18		\$ -	\$ 223.06	\$ 669.18
Lease Equipment	\$ 31.50	\$ 94.50		\$ 191.30	\$ 31.50	\$ 285.80
Building Rent	\$ 545.23	\$ 1,635.69		\$ -	\$ 545.23	\$ 1,635.69
Staff Certification/Training		\$ -		\$ 69.60	\$ -	\$ 69.60
Drug Testing		\$ -		\$ -	\$ -	\$ -
Payroll Fee		\$ -	\$ 65.00	\$ 195.00	\$ 65.00	\$ 195.00
Insurance	\$ 156.00	\$ 468.00		\$ 531.00	\$ 156.00	\$ 999.00
Printing		\$ -		\$ -	\$ -	\$ -
Audit		\$ -		\$ 308.00	\$ -	\$ 308.00
Trash Removal	\$ 45.20	\$ 135.60	\$ 373.69	\$ 1,230.77	\$ 418.89	\$ 1,366.37
Workman's Compensation		\$ -		\$ 350.00	\$ -	\$ 350.00
Building Maintenance		\$ -		\$ -	\$ -	\$ -
		\$ -		\$ -	\$ -	\$ -
		\$ -		\$ -	\$ -	\$ -
		\$ -		\$ -	\$ -	\$ -
Subtotal (230)	\$ 1,000.99	\$ 3,002.97	\$ 438.69	\$ 2,875.67	\$ 1,439.68	\$ 5,878.64
SUPPLIES AND MATERIALS (240)						
Office Supplies	\$ 20.39	\$ 61.17		\$ 27.95	\$ 20.39	\$ 89.12
Household Supplies		\$ -		\$ 157.69	\$ -	\$ 157.69
Food		\$ -		\$ -	\$ -	\$ -
Fuel		\$ -		\$ 30.00	\$ -	\$ 30.00
Subtotal (240)	\$ 20.39	\$ 61.17	\$ -	\$ 215.64	\$ 20.39	\$ 276.81
EQUIPMENT (250) (under \$5000.00)						
		\$ -		\$ -	\$ -	\$ -
		\$ -		\$ -	\$ -	\$ -
Subtotal (250)	\$ -	\$ -	\$ -	\$ -	\$ -	\$ -
MISCELLANEOUS (290)						
Client Assistance		\$ -		\$ 6.25	\$ -	\$ 6.25
License/fees		\$ -		\$ -	\$ -	\$ -
		\$ -		\$ -	\$ -	\$ -
Subtotal (290)	\$ -	\$ -	\$ -	\$ 6.25	\$ -	\$ 6.25
UTILITIES (360)						
Power	\$ 171.18	\$ 513.54		\$ 2,552.24	\$ 171.18	\$ 3,065.78
Water	\$ 14.52	\$ 43.56	\$ 491.00	\$ 954.35	\$ 505.52	\$ 997.91
Telephone/Facsimile	\$ 115.42	\$ 346.26	\$ 192.93	\$ 385.14	\$ 308.35	\$ 731.40
Subtotal (360)	\$ 301.12	\$ 903.36	\$ 683.93	\$ 3,891.73	\$ 985.05	\$ 4,795.09
CAPITAL OUTLAY (450) (over \$5000.00)						
		\$ -		\$ -	\$ -	\$ -
		\$ -		\$ -	\$ -	\$ -
Subtotal (450)	\$ -	\$ -	\$ -	\$ -	\$ -	\$ -
GRAND TOTAL	\$ 3,894.23	\$ 11,682.69	\$ 19,939.82	\$ 57,257.50	\$ 23,834.05	\$ 68,940.19

**FY-2015 EXPENDITURE REPORT
CATHOLIC SOCIAL SERVICE
ALEE (ADULT)**

FOR THE MONTH ENDING: JANUARY 31, 2015

PERSONNEL & BENEFITS COSTS (110/111)	ADMINISTRATIVE COSTS		SERVICE EXPENDITURES		TOTAL	
	CURRENT	CUMULATIVE	CURRENT	CUMULATIVE	CURRENT	Y-T-D CUMULATIVE
Salaries	\$ 2,374.90	\$ 9,499.60	\$ 13,456.25	\$ 48,896.25	\$ 15,831.15	\$ 58,395.85
FICA	\$ 196.83	\$ 787.32	\$ 1,029.42	\$ 3,740.59	\$ 1,226.25	\$ 4,527.91
Health & Welfare		\$ -	\$ 3,859.20	\$ 15,115.20	\$ 3,859.20	\$ 15,115.20
H & W FICA		\$ -	\$ 295.20	\$ 1,156.24	\$ 295.20	\$ 1,156.24
Subtotal (110/111)	\$ 2,571.73	\$ 10,286.92	\$ 18,640.07	\$ 68,908.28	\$ 21,211.80	\$ 79,195.20
TRAVEL (220)						
Local Mileage		\$ -		\$ -	\$ -	\$ -
		\$ -		\$ -	\$ -	\$ -
Sub Total (220)	\$ -	\$ -	\$ -	\$ -	\$ -	\$ -
CONTRACTUAL (230)						
Equipment Maintenance	\$ 223.06	\$ 892.24	\$ 49.94	\$ 49.94	\$ 273.00	\$ 942.18
Lease Equipment	\$ 31.50	\$ 126.00		\$ 191.30	\$ 31.50	\$ 317.30
Building Rent	\$ 545.23	\$ 2,180.92		\$ -	\$ 545.23	\$ 2,180.92
Staff Certification/Training		\$ -	\$ 40.40	\$ 110.00	\$ 40.40	\$ 110.00
Drug Testing			\$ 59.40	\$ 59.40	\$ 59.40	\$ 59.40
Payroll Fee		\$ -	\$ 65.00	\$ 260.00	\$ 65.00	\$ 260.00
Insurance	\$ 156.00	\$ 624.00		\$ 531.00	\$ 156.00	\$ 1,155.00
Printing		\$ -		\$ -	\$ -	\$ -
Audit		\$ -		\$ 308.00	\$ -	\$ 308.00
Trash Removal	\$ 45.20	\$ 180.80	\$ 365.46	\$ 1,596.23	\$ 410.66	\$ 1,777.03
Workman's Compensation		\$ -		\$ 350.00	\$ -	\$ 350.00
Building Maintenance		\$ -		\$ -	\$ -	\$ -
		\$ -		\$ -	\$ -	\$ -
		\$ -		\$ -	\$ -	\$ -
Subtotal (230)	\$ 1,000.99	\$ 4,003.96	\$ 580.20	\$ 3,455.87	\$ 1,581.19	\$ 7,459.83
SUPPLIES AND MATERIALS (240)						
Office Supplies	\$ 20.39	\$ 81.56	\$ 55.53	\$ 83.48	\$ 75.92	\$ 165.04
Household Supplies		\$ -		\$ 157.69	\$ -	\$ 157.69
Food		\$ -		\$ -	\$ -	\$ -
Fuel		\$ -		\$ 30.00	\$ -	\$ 30.00
Subtotal (240)	\$ 20.39	\$ 81.56	\$ 55.53	\$ 271.17	\$ 75.92	\$ 352.73
EQUIPMENT (250) (under \$5000.00)						
		\$ -		\$ -	\$ -	\$ -
		\$ -		\$ -	\$ -	\$ -
Subtotal (250)	\$ -	\$ -	\$ -	\$ -	\$ -	\$ -
MISCELLANEOUS (290)						
		\$ -		\$ 6.25	\$ -	\$ 6.25
		\$ -		\$ -	\$ -	\$ -
		\$ -		\$ -	\$ -	\$ -
Subtotal (290)	\$ -	\$ -	\$ -	\$ 6.25	\$ -	\$ 6.25
UTILITIES (360)						
Power	\$ 171.18	\$ 684.72	\$ 861.91	\$ 3,414.15	\$ 1,033.09	\$ 4,098.87
Water	\$ 14.52	\$ 58.08	\$ 1,423.44	\$ 2,377.79	\$ 1,437.96	\$ 2,435.87
Telephone/Facsimile	\$ 115.42	\$ 461.68		\$ 385.14	\$ 115.42	\$ 846.82
Subtotal (360)	\$ 301.12	\$ 1,204.48	\$ 2,285.35	\$ 6,177.08	\$ 2,586.47	\$ 7,381.56
CAPITAL OUTLAY (450) (over \$5000.00)						
		\$ -		\$ -	\$ -	\$ -
		\$ -		\$ -	\$ -	\$ -
Subtotal (450)	\$ -	\$ -	\$ -	\$ -	\$ -	\$ -
GRAND TOTAL	\$ 3,894.23	\$ 15,576.92	\$ 21,561.15	\$ 78,818.65	\$ 25,455.38	\$ 94,395.57

**FY-2015 EXPENDITURE REPORT
CATHOLIC SOCIAL SERVICE
ALEE SHELTER (CHILDREN)**

FOR THE MONTH ENDING: JANUARY 31, 2015

PERSONNEL & BENEFITS COSTS (110/111)	ADMINISTRATIVE COSTS		SERVICE EXPENDITURES		TOTAL	
	CURRENT	CUMULATIVE	CURRENT	CUMULATIVE	CURRENT	Y-T-D CUMULATIVE
Salaries	\$ 2,714.18	\$ 9,280.74	\$ 15,493.20	\$ 50,303.70	\$ 18,207.38	\$ 59,584.44
FICA	\$ 224.84	\$ 768.81	\$ 1,185.24	\$ 3,848.27	\$ 1,410.08	\$ 4,617.08
Health & Welfare		\$ -	\$ 5,788.80	\$ 18,761.34	\$ 5,788.80	\$ 18,761.34
H & W FICA		\$ -	\$ 442.85	\$ 1,435.19	\$ 442.85	\$ 1,435.19
Subtotal (110/111)	\$ 2,939.02	\$ 10,049.55	\$ 22,910.09	\$ 74,348.50	\$ 25,849.11	\$ 84,398.05
TRAVEL (220)						
Local Mileage		\$ -		\$ -	\$ -	\$ -
		\$ -		\$ -	\$ -	\$ -
Sub Total (220)	\$ -	\$ -	\$ -	\$ -	\$ -	\$ -
CONTRACTUAL (230)						
Equipment Maintenance	\$ 254.89	\$ 871.56		\$ -	\$ 254.89	\$ 871.56
Lease Equipment	\$ 36.00	\$ 123.10		\$ -	\$ 36.00	\$ 123.10
Building Rent	\$ 623.12	\$ 2,130.67	\$ 2,300.00	\$ 7,864.52	\$ 2,923.12	\$ 9,995.19
Staff Certification/Training		\$ -		\$ 34.80	\$ -	\$ 34.80
Drug Testing			\$ 39.60	\$ 39.60	\$ 39.60	\$ 39.60
Payroll Fee		\$ -	\$ 68.33	\$ 264.77	\$ 68.33	\$ 264.77
Insurance	\$ 178.29	\$ 609.64		\$ 511.00	\$ 178.29	\$ 1,120.64
Printing		\$ -		\$ -	\$ -	\$ -
Audit		\$ -		\$ 352.00	\$ -	\$ 352.00
Trash Removal	\$ 51.65	\$ 176.61		\$ -	\$ 51.65	\$ 176.61
Workman's Compensation		\$ -		\$ 275.00	\$ -	\$ 275.00
Building Maintenance		\$ -		\$ -	\$ -	\$ -
		\$ -		\$ -	\$ -	\$ -
		\$ -		\$ -	\$ -	\$ -
		\$ -		\$ -	\$ -	\$ -
Subtotal (230)	\$ 1,143.95	\$ 3,911.58	\$ 2,407.93	\$ 9,341.69	\$ 3,551.88	\$ 13,253.27
SUPPLIES AND MATERIALS (240)						
Office Supplies	\$ 23.31	\$ 79.71	\$ 379.00	\$ 438.57	\$ 402.31	\$ 518.28
Household Supplies		\$ -		\$ 15.84	\$ -	\$ 15.84
Food		\$ -	\$ 250.00	\$ 250.00	\$ 250.00	\$ 250.00
Fuel		\$ -	\$ 435.00	\$ 435.00	\$ 435.00	\$ 435.00
Subtotal (240)	\$ 23.31	\$ 79.71	\$ 1,064.00	\$ 1,139.41	\$ 1,087.31	\$ 1,219.12
EQUIPMENT (250) (under \$5000.00)						
		\$ -		\$ -	\$ -	\$ -
		\$ -		\$ -	\$ -	\$ -
Subtotal (250)	\$ -	\$ -	\$ -	\$ -	\$ -	\$ -
MISCELLANEOUS (290)						
Miscellaneous		\$ -	\$ 175.76	\$ 295.76	\$ 175.76	\$ 295.76
		\$ -		\$ -	\$ -	\$ -
		\$ -		\$ -	\$ -	\$ -
Subtotal (290)	\$ -	\$ -	\$ 175.76	\$ 295.76	\$ 175.76	\$ 295.76
UTILITIES (360)						
Power	\$ 195.63	\$ 668.93	\$ 1,132.04	\$ 3,476.63	\$ 1,327.67	\$ 4,145.56
Water	\$ 16.59	\$ 56.73	\$ 48.15	\$ 180.65	\$ 64.74	\$ 237.38
Telephone/Facsimile	\$ 131.91	\$ 451.05	\$ 129.98	\$ 636.82	\$ 261.89	\$ 1,087.87
Subtotal (360)	\$ 344.13	\$ 1,176.71	\$ 1,310.17	\$ 4,294.10	\$ 1,654.30	\$ 5,470.81
CAPITAL OUTLAY (450) (over \$5000.00)						
		\$ -		\$ -	\$ -	\$ -
		\$ -		\$ -	\$ -	\$ -
Subtotal (450)	\$ -	\$ -	\$ -	\$ -	\$ -	\$ -
GRAND TOTAL	\$ 4,450.41	\$ 15,217.55	\$ 27,867.95	\$ 89,419.46	\$ 32,318.36	\$ 104,637.01

**FY-2015 EXPENDITURE REPORT
CATHOLIC SOCIAL SERVICE
ALEE (ADULT)**

FOR THE MONTH ENDING: FEBRUARY 28, 2015

PERSONNEL & BENEFITS COSTS (110/111)	ADMINISTRATIVE COSTS		SERVICE EXPENDITURES		TOTAL	
	CURRENT	CUMULATIVE	CURRENT	CUMULATIVE	CURRENT	Y-T-D CUMULATIVE
Salaries	\$ 2,374.90	\$ 11,874.50	\$ 12,688.00	\$ 61,584.25	\$ 15,062.90	\$ 73,458.75
FICA	\$ 196.83	\$ 984.15	\$ 970.63	\$ 4,711.22	\$ 1,167.46	\$ 5,695.37
Health & Welfare		\$ -	\$ 3,859.20	\$ 18,974.40	\$ 3,859.20	\$ 18,974.40
H & W FICA		\$ -	\$ 295.20	\$ 1,451.44	\$ 295.20	\$ 1,451.44
Subtotal (110/111)	\$ 2,571.73	\$ 12,858.65	\$ 17,813.03	\$ 86,721.31	\$ 20,384.76	\$ 99,579.96
TRAVEL (220)						
Local Mileage		\$ -		\$ -	\$ -	\$ -
		\$ -		\$ -	\$ -	\$ -
Sub Total (220)	\$ -	\$ -	\$ -	\$ -	\$ -	\$ -
CONTRACTUALS (230)						
Equipment Maintenance	\$ 223.06	\$ 1,115.30	\$ 30.00	\$ 79.94	\$ 253.06	\$ 1,195.24
Lease Equipment	\$ 31.50	\$ 157.50	\$ -	\$ 191.30	\$ 31.50	\$ 348.80
Building Rent	\$ 545.23	\$ 2,726.15		\$ -	\$ 545.23	\$ 2,726.15
Staff Certification/Training		\$ -	\$ 150.00	\$ 260.00	\$ 150.00	\$ 260.00
Drug Testing				\$ 59.40	\$ -	\$ 59.40
Payroll Fee		\$ -		\$ 260.00	\$ -	\$ 260.00
Insurance	\$ 156.00	\$ 780.00		\$ 531.00	\$ 156.00	\$ 1,311.00
Printing		\$ -		\$ -	\$ -	\$ -
Audit		\$ -	\$ 1,264.38	\$ 1,572.38	\$ 1,264.38	\$ 1,572.38
Trash Removal	\$ 45.20	\$ 226.00	\$ 273.95	\$ 1,870.18	\$ 319.15	\$ 2,096.18
Workman's Compensation		\$ -	\$ 61.40	\$ 411.40	\$ 61.40	\$ 411.40
Building Maintenance		\$ -		\$ -	\$ -	\$ -
		\$ -		\$ -	\$ -	\$ -
		\$ -		\$ -	\$ -	\$ -
		\$ -		\$ -	\$ -	\$ -
Subtotal (230)	\$ 1,000.99	\$ 5,004.95	\$ 1,779.73	\$ 5,235.60	\$ 2,780.72	\$ 10,240.55
SUPPLIES AND MATERIALS (240)						
Office Supplies	\$ 20.39	\$ 101.95		\$ 83.48	\$ 20.39	\$ 185.43
Household Supplies		\$ -		\$ 157.69	\$ -	\$ 157.69
Food		\$ -	\$ 300.00	\$ 300.00	\$ 300.00	\$ 300.00
Fuel		\$ -	\$ 300.00	\$ 330.00	\$ 300.00	\$ 330.00
Subtotal (240)	\$ 20.39	\$ 101.95	\$ 600.00	\$ 871.17	\$ 620.39	\$ 973.12
EQUIPMENT (250) (under \$5000.00)						
		\$ -		\$ -	\$ -	\$ -
		\$ -		\$ -	\$ -	\$ -
Subtotal (250)	\$ -	\$ -	\$ -	\$ -	\$ -	\$ -
MISCELLANEOUS (290)						
		\$ -		\$ 6.25	\$ -	\$ 6.25
		\$ -		\$ -	\$ -	\$ -
		\$ -		\$ -	\$ -	\$ -
Subtotal (290)	\$ -	\$ -	\$ -	\$ 6.25	\$ -	\$ 6.25
UTILITIES (360)						
Power	\$ 171.18	\$ 855.90	\$ 825.86	\$ 4,240.01	\$ 997.04	\$ 5,095.91
Water	\$ 14.52	\$ 72.60	\$ 954.23	\$ 3,332.02	\$ 968.75	\$ 3,404.62
Telephone/Facsimile	\$ 115.42	\$ 577.10		\$ 385.14	\$ 115.42	\$ 962.24
Subtotal (360)	\$ 301.12	\$ 1,505.60	\$ 1,780.09	\$ 7,957.17	\$ 2,081.21	\$ 9,462.77
CAPITAL OUTLAY (450) (over \$5000.00)						
		\$ -		\$ -	\$ -	\$ -
		\$ -		\$ -	\$ -	\$ -
Subtotal (450)	\$ -	\$ -	\$ -	\$ -	\$ -	\$ -
GRAND TOTAL	\$ 3,894.23	\$ 19,471.15	\$ 21,972.85	\$ 100,791.50	\$ 25,867.08	\$ 120,262.65

**FY-2015 EXPENDITURE REPORT
CATHOLIC SOCIAL SERVICE
ALEE SHELTER (CHILDREN)**

FOR THE MONTH ENDING: FEBRUARY 28, 2015

PERSONNEL & BENEFITS COSTS (110/111)	ADMINISTRATIVE COSTS		SERVICE EXPENDITURES		TOTAL	
	CURRENT	CUMULATIVE	CURRENT	CUMULATIVE	CURRENT	Y-T-D CUMULATIVE
Salaries	\$ 2,714.18	\$ 11,994.92	\$ 14,529.60	\$ 64,833.30	\$ 17,243.78	\$ 76,828.22
FICA	\$ 224.84	\$ 993.65	\$ 1,111.50	\$ 4,959.77	\$ 1,336.34	\$ 5,953.42
Health & Welfare		\$ -	\$ 5,788.80	\$ 24,550.14	\$ 5,788.80	\$ 24,550.14
H & W FICA		\$ -	\$ 442.80	\$ 1,877.99	\$ 442.80	\$ 1,877.99
Subtotal (110/111)	\$ 2,939.02	\$ 12,988.57	\$ 21,872.70	\$ 96,221.20	\$ 24,811.72	\$ 109,209.77
TRAVEL (220)						
Local Mileage		\$ -		\$ -	\$ -	\$ -
		\$ -		\$ -	\$ -	\$ -
Sub Total (220)	\$ -	\$ -	\$ -	\$ -	\$ -	\$ -
CONTRACTUAL (230)						
Equipment Maintenance	\$ 254.89	\$ 1,126.45		\$ -	\$ 254.89	\$ 1,126.45
Lease Equipment	\$ 36.00	\$ 159.10		\$ -	\$ 36.00	\$ 159.10
Building Rent	\$ 623.12	\$ 2,753.79	\$ 2,300.00	\$ 10,164.52	\$ 2,923.12	\$ 12,918.31
Staff Certification/Training		\$ -		\$ 34.80	\$ -	\$ 34.80
Drug Testing				\$ 39.60	\$ -	\$ 39.60
Payroll Fee		\$ -		\$ 264.77	\$ -	\$ 264.77
Insurance	\$ 178.29	\$ 787.93		\$ 511.00	\$ 178.29	\$ 1,298.93
Printing		\$ -		\$ -	\$ -	\$ -
Audit		\$ -	\$ 1,445.00	\$ 1,797.00	\$ 1,445.00	\$ 1,797.00
Trash Removal	\$ 51.65	\$ 228.26	\$ 192.82	\$ 192.82	\$ 244.47	\$ 421.08
Workman's Compensation		\$ -	\$ 98.60	\$ 373.60	\$ 98.60	\$ 373.60
Building Maintenance		\$ -		\$ -	\$ -	\$ -
		\$ -		\$ -	\$ -	\$ -
		\$ -		\$ -	\$ -	\$ -
Subtotal (230)	\$ 1,143.95	\$ 5,055.53	\$ 4,036.42	\$ 13,378.11	\$ 5,180.37	\$ 18,433.64
SUPPLIES AND MATERIALS (240)						
Office Supplies	\$ 23.31	\$ 103.02	\$ 23.96	\$ 462.53	\$ 47.27	\$ 565.55
Household Supplies		\$ -		\$ 15.84	\$ -	\$ 15.84
Food		\$ -	\$ 450.00	\$ 700.00	\$ 450.00	\$ 700.00
Fuel		\$ -	\$ 450.00	\$ 885.00	\$ 450.00	\$ 885.00
Subtotal (240)	\$ 23.31	\$ 103.02	\$ 923.96	\$ 2,063.37	\$ 947.27	\$ 2,166.39
EQUIPMENT (250) (under \$5000.00)						
		\$ -		\$ -	\$ -	\$ -
		\$ -		\$ -	\$ -	\$ -
Subtotal (250)	\$ -	\$ -	\$ -	\$ -	\$ -	\$ -
MISCELLANEOUS (290)						
Miscellaneous		\$ -	\$ 123.42	\$ 419.18	\$ 123.42	\$ 419.18
		\$ -		\$ -	\$ -	\$ -
		\$ -		\$ -	\$ -	\$ -
Subtotal (290)	\$ -	\$ -	\$ 123.42	\$ 419.18	\$ 123.42	\$ 419.18
UTILITIES (360)						
Power	\$ 195.63	\$ 864.56	\$ 822.40	\$ 4,299.03	\$ 1,018.03	\$ 5,163.59
Water	\$ 16.59	\$ 73.32	\$ 45.73	\$ 226.38	\$ 62.32	\$ 299.70
Telephone/Facsimile	\$ 131.91	\$ 582.96	\$ 129.98	\$ 766.80	\$ 261.89	\$ 1,349.76
Subtotal (360)	\$ 344.13	\$ 1,520.84	\$ 998.11	\$ 5,292.21	\$ 1,342.24	\$ 6,813.05
CAPITAL OUTLAY (450) (over \$5000.00)						
		\$ -		\$ -	\$ -	\$ -
		\$ -		\$ -	\$ -	\$ -
Subtotal (450)	\$ -	\$ -	\$ -	\$ -	\$ -	\$ -
GRAND TOTAL	\$ 4,450.41	\$ 19,667.96	\$ 27,954.61	\$ 117,374.07	\$ 32,405.02	\$ 137,042.03

**FY-2015 EXPENDITURE REPORT
CATHOLIC SOCIAL SERVICE
ALEE SHELTER (CHILDREN)**

FOR THE MONTH ENDING: MARCH 31, 2015

PERSONNEL & BENEFITS COSTS (110/111)	ADMINISTRATIVE COSTS		SERVICE EXPENDITURES		TOTAL	
	CURRENT	CUMULATIVE	CURRENT	CUMULATIVE	CURRENT	Y-T-D CUMULATIVE
Salaries	\$ 2,714.18	\$ 14,709.10	\$ 14,529.60	\$ 79,362.90	\$ 17,243.78	\$ 94,072.00
FICA	\$ 224.84	\$ 1,218.49	\$ 1,111.50	\$ 6,071.27	\$ 1,336.34	\$ 7,289.76
Health & Welfare		\$ -	\$ 5,788.80	\$ 30,338.94	\$ 5,788.80	\$ 30,338.94
H & W FICA		\$ -	\$ 442.80	\$ 2,320.79	\$ 442.80	\$ 2,320.79
Subtotal (110/111)	\$ 2,939.02	\$ 15,927.59	\$ 21,872.70	\$ 118,093.90	\$ 24,811.72	\$ 134,021.49
TRAVEL (220)						
Local Mileage		\$ -		\$ -	\$ -	\$ -
		\$ -		\$ -	\$ -	\$ -
Sub Total (220)	\$ -	\$ -	\$ -	\$ -	\$ -	\$ -
CONTRACTUAL (230)						
Equipment Maintenance	\$ 254.89	\$ 1,381.34	\$ 280.00	\$ 280.00	\$ 534.89	\$ 1,661.34
Lease Equipment	\$ 36.00	\$ 195.10		\$ -	\$ 36.00	\$ 195.10
Building Rent	\$ 623.12	\$ 3,376.91	\$ 2,300.00	\$ 12,464.52	\$ 2,923.12	\$ 15,841.43
Staff Certification/Training		\$ -		\$ 34.80	\$ -	\$ 34.80
Drug Testing		\$ -	\$ 19.80	\$ 59.40	\$ 19.80	\$ 59.40
Payroll Fee		\$ -	\$ 65.14	\$ 329.91	\$ 65.14	\$ 329.91
Insurance	\$ 178.29	\$ 966.22		\$ 511.00	\$ 178.29	\$ 1,477.22
Printing		\$ -		\$ -	\$ -	\$ -
Audit		\$ -		\$ 1,797.00	\$ -	\$ 1,797.00
Trash Removal	\$ 51.65	\$ 279.91		\$ 192.82	\$ 51.65	\$ 472.73
Workman's Compensation		\$ -		\$ 373.60	\$ -	\$ 373.60
Building Maintenance		\$ -		\$ -	\$ -	\$ -
		\$ -		\$ -	\$ -	\$ -
		\$ -		\$ -	\$ -	\$ -
		\$ -		\$ -	\$ -	\$ -
Subtotal (230)	\$ 1,143.95	\$ 6,199.48	\$ 2,664.94	\$ 16,043.05	\$ 3,808.89	\$ 22,242.53
SUPPLIES AND MATERIALS (240)						
Office Supplies	\$ 23.31	\$ 126.33	\$ 40.18	\$ 502.71	\$ 63.49	\$ 629.04
Household Supplies		\$ -	\$ 457.56	\$ 473.40	\$ 457.56	\$ 473.40
Food		\$ -	\$ 35.58	\$ 735.58	\$ 35.58	\$ 735.58
Fuel		\$ -		\$ 885.00	\$ -	\$ 885.00
Subtotal (240)	\$ 23.31	\$ 126.33	\$ 533.32	\$ 2,596.69	\$ 556.63	\$ 2,723.02
EQUIPMENT (250) (under \$5000.00)						
		\$ -		\$ -	\$ -	\$ -
		\$ -		\$ -	\$ -	\$ -
Subtotal (250)	\$ -	\$ -	\$ -	\$ -	\$ -	\$ -
MISCELLANEOUS (290)						
Miscellaneous		\$ -		\$ 419.18	\$ -	\$ 419.18
		\$ -		\$ -	\$ -	\$ -
Subtotal (290)	\$ -	\$ -	\$ -	\$ 419.18	\$ -	\$ 419.18
UTILITIES (360)						
Power	\$ 195.63	\$ 1,060.19	\$ 718.10	\$ 5,017.13	\$ 913.73	\$ 6,077.32
Water	\$ 16.59	\$ 89.91	\$ 45.73	\$ 272.11	\$ 62.32	\$ 362.02
Telephone/Facsimile	\$ 131.91	\$ 714.87	\$ 420.83	\$ 1,187.63	\$ 552.74	\$ 1,902.50
Subtotal (360)	\$ 344.13	\$ 1,864.97	\$ 1,184.66	\$ 6,476.87	\$ 1,528.79	\$ 8,341.84
CAPITAL OUTLAY (450) (over \$5000.00)						
		\$ -		\$ -	\$ -	\$ -
		\$ -		\$ -	\$ -	\$ -
Subtotal (450)	\$ -	\$ -	\$ -	\$ -	\$ -	\$ -
GRAND TOTAL	\$ 4,450.41	\$ 24,118.37	\$ 26,255.62	\$ 143,629.69	\$ 30,706.03	\$ 167,748.06

**FY-2015 EXPENDITURE REPORT
CATHOLIC SOCIAL SERVICE
ALEE (ADULT)**

FOR THE MONTH ENDING: MARCH 31, 2015

PERSONNEL & BENEFITS COSTS (110/111)	ADMINISTRATIVE COSTS		SERVICE EXPENDITURES		TOTAL	
	CURRENT	CUMULATIVE	CURRENT	CUMULATIVE	CURRENT	Y-T-D CUMULATIVE
Salaries	\$ 2,374.90	\$ 14,249.40	\$ 12,688.00	\$ 74,272.25	\$ 15,062.90	\$ 88,521.65
FICA	\$ 196.83	\$ 1,180.98	\$ 970.63	\$ 5,681.85	\$ 1,167.46	\$ 6,862.83
Health & Welfare		\$ -	\$ 3,859.20	\$ 22,833.60	\$ 3,859.20	\$ 22,833.60
H & W FICA		\$ -	\$ 295.20	\$ 1,746.64	\$ 295.20	\$ 1,746.64
Subtotal (110/111)	\$ 2,571.73	\$ 15,430.38	\$ 17,813.03	\$ 104,534.34	\$ 20,384.76	\$ 119,964.72
TRAVEL (220)						
Local Mileage		\$ -		\$ -	\$ -	\$ -
		\$ -		\$ -	\$ -	\$ -
Sub Total (220)	\$ -	\$ -	\$ -	\$ -	\$ -	\$ -
CONTRACTUAL (230)						
Equipment Maintenance	\$ 223.06	\$ 1,338.36	\$ 30.00	\$ 109.94	\$ 253.06	\$ 1,448.30
Lease Equipment	\$ 31.50	\$ 189.00	\$ 196.66	\$ 387.96	\$ 228.16	\$ 576.96
Building Rent	\$ 545.23	\$ 3,271.38		\$ -	\$ 545.23	\$ 3,271.38
Staff Certification/Training		\$ -	\$ 21.00	\$ 281.00	\$ 21.00	\$ 281.00
Drug Testing		\$ -		\$ 59.40	\$ -	\$ 59.40
Payroll Fee		\$ -		\$ 260.00	\$ -	\$ 260.00
Insurance	\$ 156.00	\$ 936.00		\$ 531.00	\$ 156.00	\$ 1,467.00
Printing		\$ -		\$ -	\$ -	\$ -
Audit		\$ -		\$ 1,572.38	\$ -	\$ 1,572.38
Trash Removal	\$ 45.20	\$ 271.20	\$ 345.54	\$ 2,215.72	\$ 390.74	\$ 2,486.92
Workman's Compensation		\$ -		\$ 411.40	\$ -	\$ 411.40
Building Maintenance		\$ -	\$ 180.60	\$ 180.60	\$ 180.60	\$ 180.60
		\$ -		\$ -	\$ -	\$ -
		\$ -		\$ -	\$ -	\$ -
		\$ -		\$ -	\$ -	\$ -
Subtotal (230)	\$ 1,000.99	\$ 6,005.94	\$ 773.80	\$ 6,009.40	\$ 1,774.79	\$ 12,015.34
SUPPLIES AND MATERIALS (240)						
Office Supplies	\$ 20.39	\$ 122.34	\$ 5.74	\$ 89.22	\$ 26.13	\$ 211.56
Household Supplies		\$ -	\$ 326.29	\$ 483.98	\$ 326.29	\$ 483.98
Food		\$ -		\$ 300.00	\$ -	\$ 300.00
Fuel		\$ -		\$ 330.00	\$ -	\$ 330.00
Subtotal (240)	\$ 20.39	\$ 122.34	\$ 332.03	\$ 1,203.20	\$ 352.42	\$ 1,325.54
EQUIPMENT (250) (under \$5000.00)						
		\$ -		\$ -	\$ -	\$ -
		\$ -		\$ -	\$ -	\$ -
Subtotal (250)	\$ -	\$ -	\$ -	\$ -	\$ -	\$ -
MISCELLANEOUS (290)						
		\$ -		\$ 6.25	\$ -	\$ 6.25
		\$ -		\$ -	\$ -	\$ -
		\$ -		\$ -	\$ -	\$ -
Subtotal (290)	\$ -	\$ -	\$ -	\$ 6.25	\$ -	\$ 6.25
UTILITIES (360)						
Power	\$ 171.18	\$ 1,027.08	\$ 911.82	\$ 5,151.83	\$ 1,083.00	\$ 6,178.91
Water	\$ 14.52	\$ 87.12	\$ 1,350.15	\$ 4,682.17	\$ 1,364.67	\$ 4,769.29
Telephone/Facsimile	\$ 115.42	\$ 692.52		\$ 385.14	\$ 115.42	\$ 1,077.66
Subtotal (360)	\$ 301.12	\$ 1,806.72	\$ 2,261.97	\$ 10,219.14	\$ 2,563.09	\$ 12,025.86
CAPITAL OUTLAY (450) (over \$5000.00)						
		\$ -		\$ -	\$ -	\$ -
		\$ -		\$ -	\$ -	\$ -
Subtotal (450)	\$ -	\$ -	\$ -	\$ -	\$ -	\$ -
GRAND TOTAL	\$ 3,894.23	\$ 23,365.38	\$ 21,180.83	\$ 121,972.33	\$ 25,075.06	\$ 145,337.71

**FY-2015 EXPENDITURE REPORT
CATHOLIC SOCIAL SERVICE
ALEE SHELTER (CHILDREN)**

FOR THE MONTH ENDING: APRIL 30, 2015

PERSONNEL & BENEFITS COSTS (110/111)	ADMINISTRATIVE COSTS		SERVICE EXPENDITURES		TOTAL	
	CURRENT	CUMULATIVE	CURRENT	CUMULATIVE	CURRENT	Y-T-D CUMULATIVE
Salaries	\$ 2,714.18	\$ 17,423.28	\$ 14,610.32	\$ 93,973.22	\$ 17,324.50	\$ 111,396.50
FICA	\$ 224.84	\$ 1,443.33	\$ 1,117.68	\$ 7,188.95	\$ 1,342.52	\$ 8,632.28
Health & Welfare		\$ -	\$ 5,820.96	\$ 36,159.90	\$ 5,820.96	\$ 36,159.90
H & W FICA		\$ -	\$ 445.26	\$ 2,766.05	\$ 445.26	\$ 2,766.05
Subtotal (110/111)	\$ 2,939.02	\$ 18,866.61	\$ 21,994.22	\$ 140,088.12	\$ 24,933.24	\$ 158,954.73
TRAVEL (220)						
Local Mileage		\$ -		\$ -	\$ -	\$ -
		\$ -		\$ -	\$ -	\$ -
Sub Total (220)	\$ -	\$ -	\$ -	\$ -	\$ -	\$ -
CONTRACTUAL (230)						
Equipment Maintenance	\$ 254.89	\$ 1,636.23	\$ 280.00	\$ 560.00	\$ 534.89	\$ 2,196.23
Lease Equipment	\$ 36.00	\$ 231.10		\$ -	\$ 36.00	\$ 231.10
Building Rent	\$ 623.12	\$ 4,000.03	\$ 2,300.00	\$ 14,764.52	\$ 2,923.12	\$ 18,764.55
Staff Certification/Training		\$ -	\$ 19.80	\$ 54.60	\$ 19.80	\$ 54.60
Drug Testing				\$ 59.40	\$ -	\$ 59.40
Payroll Fee		\$ -	\$ 64.21	\$ 394.12	\$ 64.21	\$ 394.12
Insurance	\$ 178.29	\$ 1,144.51		\$ 511.00	\$ 178.29	\$ 1,655.51
Printing		\$ -		\$ -	\$ -	\$ -
Audit		\$ -		\$ 1,797.00	\$ -	\$ 1,797.00
Trash Removal	\$ 51.65	\$ 331.56		\$ 192.82	\$ 51.65	\$ 524.38
Workman's Compensation		\$ -		\$ 373.60	\$ -	\$ 373.60
Building Maintenance		\$ -	\$ 109.88	\$ 109.88	\$ 109.88	\$ 109.88
		\$ -		\$ -	\$ -	\$ -
		\$ -		\$ -	\$ -	\$ -
		\$ -		\$ -	\$ -	\$ -
Subtotal (230)	\$ 1,143.95	\$ 7,343.43	\$ 2,773.89	\$ 18,816.94	\$ 3,917.84	\$ 26,160.37
SUPPLIES AND MATERIALS (240)						
Office Supplies	\$ 23.31	\$ 149.64	\$ 40.18	\$ 542.89	\$ 63.49	\$ 692.53
Household Supplies		\$ -	\$ 536.21	\$ 1,271.79	\$ 536.21	\$ 1,271.79
Food		\$ -	\$ 35.58	\$ 920.58	\$ 35.58	\$ 920.58
Fuel		\$ -	\$ 450.00	\$ 885.00	\$ 450.00	\$ 885.00
Subtotal (240)	\$ 23.31	\$ 126.33	\$ 1,061.97	\$ 3,620.26	\$ 1,085.28	\$ 3,746.59
EQUIPMENT (250) (under \$5000.00)						
		\$ -		\$ -	\$ -	\$ -
		\$ -		\$ -	\$ -	\$ -
Subtotal (250)	\$ -	\$ -	\$ -	\$ -	\$ -	\$ -
MISCELLANEOUS (290)						
Miscellaneous		\$ -		\$ 419.18	\$ -	\$ 419.18
		\$ -		\$ -	\$ -	\$ -
		\$ -		\$ -	\$ -	\$ -
Subtotal (290)	\$ -	\$ -	\$ -	\$ 419.18	\$ -	\$ 419.18
UTILITIES (360)						
Power	\$ 195.63	\$ 1,255.82	\$ 946.72	\$ 5,963.85	\$ 1,142.35	\$ 7,219.67
Water	\$ 16.59	\$ 106.50	\$ 132.30	\$ 404.41	\$ 148.89	\$ 510.91
Telephone/Facsimile	\$ 131.91	\$ 846.78	\$ 235.81	\$ 1,423.44	\$ 367.72	\$ 2,270.22
Subtotal (360)	\$ 344.13	\$ 2,209.10	\$ 1,314.83	\$ 7,791.70	\$ 1,658.96	\$ 10,000.80
CAPITAL OUTLAY (450) (over \$5000.00)						
		\$ -		\$ -	\$ -	\$ -
		\$ -		\$ -	\$ -	\$ -
Subtotal (450)	\$ -	\$ -	\$ -	\$ -	\$ -	\$ -
GRAND TOTAL	\$ 4,450.41	\$ 24,118.37	\$ 27,144.91	\$ 170,736.20	\$ 31,595.32	\$ 199,281.67

**FY-2015 EXPENDITURE REPORT
CATHOLIC SOCIAL SERVICE
ALEE (ADULT)**

FOR THE MONTH ENDING: APRIL 30, 2015

PERSONNEL & BENEFITS COSTS (110/111)	ADMINISTRATIVE COSTS		SERVICE EXPENDITURES		TOTAL	
	CURRENT	CUMULATIVE	CURRENT	CUMULATIVE	CURRENT	Y-T-D CUMULATIVE
Salaries	\$ 2,374.90	\$ 16,624.30	\$ 12,688.00	\$ 86,960.25	\$ 15,062.90	\$ 103,584.55
FICA	\$ 196.83	\$ 1,377.81	\$ 970.63	\$ 6,652.48	\$ 1,167.46	\$ 8,030.29
Health & Welfare		\$ -	\$ 3,859.20	\$ 26,692.80	\$ 3,859.20	\$ 26,692.80
H & W FICA		\$ -	\$ 295.20	\$ 2,041.84	\$ 295.20	\$ 2,041.84
Subtotal (110/111)	\$ 2,571.73	\$ 18,002.11	\$ 17,813.03	\$ 122,347.37	\$ 20,384.76	\$ 140,349.48
TRAVEL (220)						
Local Mileage		\$ -		\$ -	\$ -	\$ -
		\$ -		\$ -	\$ -	\$ -
Sub Total (220)	\$ -	\$ -	\$ -	\$ -	\$ -	\$ -
CONTRACTUAL (230)						
Equipment Maintenance	\$ 223.06	\$ 1,561.42	\$ 674.95	\$ 784.89	\$ 898.01	\$ 2,346.31
Lease Equipment	\$ 31.50	\$ 220.50	\$ 80.70	\$ 468.66	\$ 112.20	\$ 689.16
Building Rent	\$ 545.23	\$ 3,816.61		\$ -	\$ 545.23	\$ 3,816.61
Staff Certification/Training		\$ -		\$ 281.00	\$ -	\$ 281.00
Drug Testing				\$ 59.40	\$ -	\$ 59.40
Payroll Fee		\$ -	\$ 56.19	\$ 316.19	\$ 56.19	\$ 316.19
Insurance	\$ 156.00	\$ 1,092.00		\$ 531.00	\$ 156.00	\$ 1,623.00
Printing		\$ -		\$ -	\$ -	\$ -
Audit		\$ -	\$ 279.62	\$ 1,852.00	\$ 279.62	\$ 1,852.00
Trash Removal	\$ 45.20	\$ 316.40	\$ 355.20	\$ 2,570.92	\$ 400.40	\$ 2,887.32
Workman's Compensation		\$ -		\$ 411.40	\$ -	\$ 411.40
Building Maintenance		\$ -		\$ 180.60	\$ -	\$ 180.60
		\$ -		\$ -	\$ -	\$ -
		\$ -		\$ -	\$ -	\$ -
		\$ -		\$ -	\$ -	\$ -
Subtotal (230)	\$ 1,000.99	\$ 7,006.93	\$ 1,446.66	\$ 7,456.06	\$ 2,447.65	\$ 14,462.99
SUPPLIES AND MATERIALS (240)						
Office Supplies	\$ 20.39	\$ 142.73		\$ 483.98	\$ 20.39	\$ 626.71
Household Supplies		\$ -	\$ 306.42	\$ 606.42	\$ 306.42	\$ 606.42
Food		\$ -		\$ 330.00	\$ -	\$ 330.00
Fuel		\$ -	\$ 300.00	\$ 330.00	\$ 300.00	\$ 330.00
Subtotal (240)	\$ 20.39	\$ 142.73	\$ 606.42	\$ 1,750.40	\$ 626.81	\$ 1,893.13
EQUIPMENT (250) (under \$5000.00)						
		\$ -		\$ -	\$ -	\$ -
		\$ -		\$ -	\$ -	\$ -
Subtotal (250)	\$ -	\$ -	\$ -	\$ -	\$ -	\$ -
MISCELLANEOUS (290)						
		\$ -		\$ 6.25	\$ -	\$ 6.25
		\$ -		\$ -	\$ -	\$ -
		\$ -		\$ -	\$ -	\$ -
Subtotal (290)	\$ -	\$ -	\$ -	\$ 6.25	\$ -	\$ 6.25
UTILITIES (360)						
Power	\$ 171.18	\$ 1,198.26	\$ 825.97	\$ 5,151.83	\$ 997.15	\$ 6,350.09
Water	\$ 14.52	\$ 101.64	\$ -	\$ 4,682.17	\$ 14.52	\$ 4,783.81
Telephone/Facsimile	\$ 115.42	\$ 807.94	\$ -	\$ 385.14	\$ 115.42	\$ 1,193.08
Subtotal (360)	\$ 301.12	\$ 2,107.84	\$ 825.97	\$ 10,219.14	\$ 1,127.09	\$ 12,326.98
CAPITAL OUTLAY (450) (over \$5000.00)						
		\$ -		\$ -	\$ -	\$ -
		\$ -		\$ -	\$ -	\$ -
Subtotal (450)	\$ -	\$ -	\$ -	\$ -	\$ -	\$ -
GRAND TOTAL	\$ 3,894.23	\$ 27,259.61	\$ 20,692.08	\$ 141,779.22	\$ 24,586.31	\$ 169,038.83

REVISED 10/03/12

**FY-2015 EXPENDITURE REPORT
CATHOLIC SOCIAL SERVICE
ALEE SHELTER (CHILDREN)**

FOR THE MONTH ENDING: MAY 31, 2015

PERSONNEL & BENEFITS COSTS (110/111)	ADMINISTRATIVE COSTS		SERVICE EXPENDITURES		TOTAL	
	CURRENT	CUMULATIVE	CURRENT	CUMULATIVE	CURRENT	Y-T-D CUMULATIVE
Salaries	\$ 2,714.18	\$ 20,137.46	\$ 14,529.60	\$ 108,502.82	\$ 17,243.78	\$ 128,640.28
FICA	\$ 224.84	\$ 1,668.17	\$ 1,111.50	\$ 8,300.45	\$ 1,336.34	\$ 9,968.62
Health & Welfare		\$ -	\$ 5,788.80	\$ 41,948.70	\$ 5,788.80	\$ 41,948.70
H & W FICA		\$ -	\$ 442.80	\$ 3,208.85	\$ 442.80	\$ 3,208.85
Subtotal (110/111)	\$ 2,939.02	\$ 21,805.63	\$ 21,872.70	\$ 161,960.82	\$ 24,811.72	\$ 183,766.45
TRAVEL (220)						
Local Mileage		\$ -		\$ -	\$ -	\$ -
		\$ -		\$ -	\$ -	\$ -
Sub Total (220)	\$ -	\$ -	\$ -	\$ -	\$ -	\$ -
CONTRACTUAL (230)						
Equipment Maintenance	\$ 254.89	\$ 1,891.12		\$ 560.00	\$ 254.89	\$ 2,451.12
Lease Equipment	\$ 36.00	\$ 267.10		\$ -	\$ 36.00	\$ 267.10
Building Rent	\$ 623.12	\$ 4,623.15	\$ 2,300.00	\$ 17,064.52	\$ 2,923.12	\$ 21,687.67
Staff Certification/Training		\$ -	\$ 19.80	\$ 74.40	\$ 19.80	\$ 74.40
Drug Testing				\$ 59.40	\$ -	\$ 59.40
Payroll Service Fees		\$ -	\$ 64.81	\$ 458.93	\$ 64.81	\$ 458.93
Insurance	\$ 178.29	\$ 1,322.80		\$ 511.00	\$ 178.29	\$ 1,833.80
Printing		\$ -		\$ -	\$ -	\$ -
Audit		\$ -		\$ 1,797.00	\$ -	\$ 1,797.00
Trash Removal	\$ 51.65	\$ 383.21		\$ 192.82	\$ 51.65	\$ 576.03
Workman's Comp		\$ -		\$ 373.60	\$ -	\$ 373.60
Building Maintenance		\$ -		\$ 109.88	\$ -	\$ 109.88
		\$ -		\$ -	\$ -	\$ -
		\$ -		\$ -	\$ -	\$ -
		\$ -		\$ -	\$ -	\$ -
Subtotal (230)	\$ 1,143.95	\$ 8,487.38	\$ 2,384.61	\$ 21,201.55	\$ 3,528.56	\$ 29,688.93
SUPPLIES AND MATERIALS (240)						
Office Supplies	\$ 23.31	\$ 172.95	\$ 23.44	\$ 566.33	\$ 46.75	\$ 739.28
Household Supplies		\$ -		\$ 1,271.79	\$ -	\$ 1,271.79
Food		\$ -	\$ 450.00	\$ 1,370.58	\$ 450.00	\$ 1,370.58
Fuel		\$ -	\$ 450.00	\$ 1,335.00	\$ 450.00	\$ 1,335.00
Subtotal (240)	\$ 23.31	\$ 172.95	\$ 923.44	\$ 4,543.70	\$ 946.75	\$ 4,716.65
EQUIPMENT (250) (under \$5000.00)						
		\$ -		\$ -	\$ -	\$ -
		\$ -		\$ -	\$ -	\$ -
Subtotal (250)	\$ -	\$ -	\$ -	\$ -	\$ -	\$ -
MISCELLANEOUS (290)						
Miscellaneous		\$ -		\$ 419.18	\$ -	\$ 419.18
		\$ -		\$ -	\$ -	\$ -
		\$ -		\$ -	\$ -	\$ -
Subtotal (290)	\$ -	\$ -	\$ -	\$ 419.18	\$ -	\$ 419.18
UTILITIES (360)						
Power	\$ 195.63	\$ 1,451.45	\$ 811.85	\$ 6,775.70	\$ 1,007.48	\$ 8,227.15
Water/Sewer	\$ 16.59	\$ 123.09	\$ 48.64	\$ 453.05	\$ 65.23	\$ 576.14
Telephone/Fax	\$ 131.91	\$ 978.69	\$ 202.92	\$ 1,626.36	\$ 334.83	\$ 2,605.05
Subtotal (360)	\$ 344.13	\$ 2,553.23	\$ 1,063.41	\$ 8,855.11	\$ 1,407.54	\$ 11,408.34
CAPITAL OUTLAY (450) (over \$5000.00)						
		\$ -		\$ -	\$ -	\$ -
		\$ -		\$ -	\$ -	\$ -
Subtotal (450)	\$ -	\$ -	\$ -	\$ -	\$ -	\$ -
GRAND TOTAL	\$ 4,450.41	\$ 33,019.19	\$ 26,244.16	\$ 196,980.36	\$ 30,694.57	\$ 229,999.55

**FY-2015 EXPENDITURE REPORT
CATHOLIC SOCIAL SERVICE
ALEE (ADULT)**

FOR THE MONTH ENDING: MAY 31, 2015

PERSONNEL & BENEFITS COSTS (110/111)	ADMINISTRATIVE COSTS		SERVICE EXPENDITURES		TOTAL	
	CURRENT	CUMULATIVE	CURRENT	CUMULATIVE	CURRENT	Y-T-D CUMULATIVE
Salaries	\$ 2,374.90	\$ 18,999.20	\$ 10,288.00	\$ 97,248.25	\$ 12,662.90	\$ 116,247.45
FICA	\$ 196.83	\$ 1,574.64	\$ 787.03	\$ 7,439.51	\$ 983.86	\$ 9,014.15
Health & Welfare		\$ -	\$ 3,859.20	\$ 30,552.00	\$ 3,859.20	\$ 30,552.00
H & W FICA		\$ -	\$ 295.20	\$ 2,337.04	\$ 295.20	\$ 2,337.04
Subtotal (110/111)	\$ 2,571.73	\$ 20,573.84	\$ 15,229.43	\$ 137,576.80	\$ 17,801.16	\$ 158,150.64
TRAVEL (220)						
Local Mileage		\$ -		\$ -	\$ -	\$ -
		\$ -		\$ -	\$ -	\$ -
Sub Total (220)	\$ -	\$ -	\$ -	\$ -	\$ -	\$ -
CONTRACTUAL (230)						
Equipment Maintenance	\$ 223.06	\$ 1,784.48	\$ 133.00	\$ 917.89	\$ 356.06	\$ 2,702.37
Lease Equipment	\$ 31.50	\$ 252.00	\$ 192.73	\$ 661.39	\$ 224.23	\$ 913.39
Building Rent	\$ 545.23	\$ 4,361.84		\$ -	\$ 545.23	\$ 4,361.84
Staff Certification/Training		\$ -		\$ 281.00	\$ -	\$ 281.00
Drug Testing				\$ 59.40	\$ -	\$ 59.40
Payroll Service Fees		\$ -	\$ 56.71	\$ 372.90	\$ 56.71	\$ 372.90
Insurance	\$ 156.00	\$ 1,248.00		\$ 531.00	\$ 156.00	\$ 1,779.00
Printing		\$ -		\$ -	\$ -	\$ -
Audit		\$ -		\$ 1,852.00	\$ -	\$ 1,852.00
Trash Removal	\$ 45.20	\$ 361.60	\$ 354.90	\$ 2,925.82	\$ 400.10	\$ 3,287.42
Workman's Comp		\$ -		\$ 411.40	\$ -	\$ 411.40
Building Maintenance		\$ -		\$ 180.60	\$ -	\$ 180.60
		\$ -		\$ -	\$ -	\$ -
		\$ -		\$ -	\$ -	\$ -
		\$ -		\$ -	\$ -	\$ -
Subtotal (230)	\$ 1,000.99	\$ 8,007.92	\$ 737.34	\$ 8,193.40	\$ 1,738.33	\$ 16,201.32
SUPPLIES AND MATERIALS (240)						
Office Supplies	\$ 20.39	\$ 163.12	\$ 20.51	\$ 20.51	\$ 40.90	\$ 183.63
Household Supplies		\$ -		\$ 483.98	\$ -	\$ 483.98
Food		\$ -	\$ 300.00	\$ 906.42	\$ 300.00	\$ 906.42
Fuel		\$ -		\$ 330.00	\$ -	\$ 330.00
Subtotal (240)	\$ 20.39	\$ 163.12	\$ 320.51	\$ 1,740.91	\$ 340.90	\$ 1,904.03
EQUIPMENT (250) (under \$5000.00)						
		\$ -		\$ -	\$ -	\$ -
		\$ -		\$ -	\$ -	\$ -
Subtotal (250)	\$ -	\$ -	\$ -	\$ -	\$ -	\$ -
MISCELLANEOUS (290)						
		\$ -		\$ 6.25	\$ -	\$ 6.25
		\$ -		\$ -	\$ -	\$ -
		\$ -		\$ -	\$ -	\$ -
Subtotal (290)	\$ -	\$ -	\$ -	\$ 6.25	\$ -	\$ 6.25
UTILITIES (360)						
Power	\$ 171.18	\$ 1,369.44	\$ 693.37	\$ 5,845.20	\$ 864.55	\$ 7,214.64
Water/Sewer	\$ 14.52	\$ 116.16		\$ 4,682.17	\$ 14.52	\$ 4,798.33
Telephone/Fax	\$ 115.42	\$ 923.36		\$ 385.14	\$ 115.42	\$ 1,308.50
Subtotal (360)	\$ 301.12	\$ 2,408.96	\$ 693.37	\$ 10,912.51	\$ 994.49	\$ 13,321.47
CAPITAL OUTLAY (450) (over \$5000.00)						
		\$ -		\$ -	\$ -	\$ -
		\$ -		\$ -	\$ -	\$ -
Subtotal (450)	\$ -	\$ -	\$ -	\$ -	\$ -	\$ -
GRAND TOTAL	\$ 3,894.23	\$ 31,153.84	\$ 16,980.65	\$ 158,429.87	\$ 20,874.88	\$ 189,583.71

**FY-2015 EXPENDITURE REPORT
CATHOLIC SOCIAL SERVICE
ALEE SHELTER (CHILDREN)**

FOR THE MONTH ENDING: JUNE 30, 2015

PERSONNEL & BENEFITS COSTS (110/111)	ADMINISTRATIVE COSTS		SERVICE EXPENDITURES		TOTAL	
	CURRENT	CUMULATIVE	CURRENT	CUMULATIVE	CURRENT	Y-T-D CUMULATIVE
Salaries	\$ 2,714.18	\$ 22,851.64	\$ 15,013.92	\$ 123,516.74	\$ 17,728.10	\$ 146,368.38
FICA	\$ 224.84	\$ 1,893.01	\$ 1,148.58	\$ 9,449.03	\$ 1,373.42	\$ 11,342.04
Health & Welfare		\$ -	\$ 5,981.76	\$ 47,930.46	\$ 5,981.76	\$ 47,930.46
H & W FICA		\$ -	\$ 457.62	\$ 3,666.47	\$ 457.62	\$ 3,666.47
Subtotal (110/111)	\$ 2,939.02	\$ 24,744.65	\$ 22,601.88	\$ 184,562.70	\$ 25,540.90	\$ 209,307.35
TRAVEL (220)						
Local Mileage		\$ -		\$ -	\$ -	\$ -
		\$ -		\$ -	\$ -	\$ -
Sub Total (220)	\$ -	\$ -	\$ -	\$ -	\$ -	\$ -
CONTRACTUAL (230)						
Equipment Maintenance	\$ 254.89	\$ 2,146.01	\$ 39.37	\$ 599.37	\$ 294.26	\$ 2,745.38
Lease Equipment	\$ 36.00	\$ 303.10		\$ -	\$ 36.00	\$ 303.10
Building Rent	\$ 623.12	\$ 5,246.27	\$ 2,300.00	\$ 19,364.52	\$ 2,923.12	\$ 24,610.79
Staff Certification/Training		\$ -	\$ 21.00	\$ 95.40	\$ 21.00	\$ 95.40
Drug Testing				\$ 59.40	\$ -	\$ 59.40
Payroll Service Fees		\$ -	\$ 64.81	\$ 523.74	\$ 64.81	\$ 523.74
Insurance	\$ 178.29	\$ 1,501.09		\$ 511.00	\$ 178.29	\$ 2,012.09
Printing		\$ -		\$ -	\$ -	\$ -
Audit		\$ -		\$ 1,797.00	\$ -	\$ 1,797.00
Trash Removal	\$ 51.65	\$ 434.86	\$ 54.94	\$ 247.76	\$ 106.59	\$ 682.62
Workman's Comp		\$ -		\$ 373.60	\$ -	\$ 373.60
Building Maintenance		\$ -		\$ 109.88	\$ -	\$ 109.88
		\$ -		\$ -	\$ -	\$ -
		\$ -		\$ -	\$ -	\$ -
Subtotal (230)	\$ 1,143.95	\$ 9,631.33	\$ 2,480.12	\$ 23,681.67	\$ 3,624.07	\$ 33,313.00
SUPPLIES AND MATERIALS (240)						
Office Supplies	\$ 23.31	\$ 196.26	\$ 246.41	\$ 812.74	\$ 269.72	\$ 1,009.00
Household Supplies		\$ -		\$ 1,271.79	\$ -	\$ 1,271.79
Food		\$ -	\$ 500.00	\$ 1,870.58	\$ 500.00	\$ 1,870.58
Fuel		\$ -	\$ 825.00	\$ 2,160.00	\$ 825.00	\$ 2,160.00
Subtotal (240)	\$ 23.31	\$ 196.26	\$ 1,571.41	\$ 6,115.11	\$ 1,594.72	\$ 6,311.37
EQUIPMENT (250) (under \$5000.00)						
		\$ -		\$ -	\$ -	\$ -
		\$ -		\$ -	\$ -	\$ -
Subtotal (250)	\$ -	\$ -	\$ -	\$ -	\$ -	\$ -
MISCELLANEOUS (290)						
Miscellaneous		\$ -		\$ 419.18	\$ -	\$ 419.18
		\$ -		\$ -	\$ -	\$ -
Subtotal (290)	\$ -	\$ -	\$ -	\$ 419.18	\$ -	\$ 419.18
UTILITIES (360)						
Power	\$ 195.63	\$ 1,647.08	\$ 2,388.17	\$ 9,163.87	\$ 2,583.80	\$ 10,810.95
Water Sewer	\$ 16.59	\$ 139.68	\$ 46.50	\$ 499.55	\$ 63.09	\$ 639.23
Telephone/Fax	\$ 131.91	\$ 1,110.60	\$ 235.81	\$ 1,862.17	\$ 367.72	\$ 2,972.77
Subtotal (360)	\$ 344.13	\$ 2,897.36	\$ 2,670.48	\$ 11,525.59	\$ 3,014.61	\$ 14,422.95
CAPITAL OUTLAY (450) (over \$5000.00)						
		\$ -		\$ -	\$ -	\$ -
		\$ -		\$ -	\$ -	\$ -
Subtotal (450)	\$ -	\$ -	\$ -	\$ -	\$ -	\$ -
GRAND TOTAL	\$ 4,450.41	\$ 37,469.60	\$ 29,323.89	\$ 226,304.25	\$ 33,774.30	\$ 263,773.85

**FY-2015 EXPENDITURE REPORT
CATHOLIC SOCIAL SERVICE
ALEE (ADULT)**

FOR THE MONTH ENDING: JUNE 30, 2015

PERSONNEL & BENEFITS COSTS (110/111)	ADMINISTRATIVE COSTS		SERVICE EXPENDITURES		TOTAL	
	CURRENT	CUMULATIVE	CURRENT	CUMULATIVE	CURRENT	Y-T-D CUMULATIVE
Salaries	\$ 2,374.90	\$ 21,374.10	\$ 10,670.13	\$ 107,918.38	\$ 13,045.03	\$ 129,292.48
FICA	\$ 196.83	\$ 1,771.47	\$ 816.27	\$ 8,255.78	\$ 1,013.10	\$ 10,027.25
Health & Welfare		\$ -	\$ 3,989.85	\$ 34,541.85	\$ 3,989.85	\$ 34,541.85
H & W FICA		\$ -	\$ 305.23	\$ 2,642.27	\$ 305.23	\$ 2,642.27
Subtotal (110/111)	\$ 2,571.73	\$ 23,145.57	\$ 15,781.48	\$ 153,358.28	\$ 18,353.21	\$ 176,503.85
TRAVEL (220)						
Local Mileage		\$ -		\$ -	\$ -	\$ -
		\$ -		\$ -	\$ -	\$ -
Sub Total (220)	\$ -	\$ -	\$ -	\$ -	\$ -	\$ -
CONTRACTUAL (230)						
Equipment Maintenance	\$ 223.06	\$ 2,007.54	\$ 258.37	\$ 1,176.26	\$ 481.43	\$ 3,183.80
Lease Equipment	\$ 31.50	\$ 283.50		\$ 661.39	\$ 31.50	\$ 944.89
Building Rent	\$ 545.23	\$ 4,907.07		\$ -	\$ 545.23	\$ 4,907.07
Staff Certification/Training		\$ -	\$ 375.00	\$ 656.00	\$ 375.00	\$ 656.00
Drug Testing				\$ 59.40	\$ -	\$ 59.40
Payroll Service Fees		\$ -	\$ 56.71	\$ 429.61	\$ 56.71	\$ 429.61
Insurance	\$ 156.00	\$ 1,404.00		\$ 531.00	\$ 156.00	\$ 1,935.00
Printing		\$ -		\$ -	\$ -	\$ -
Audit		\$ -		\$ 1,852.00	\$ -	\$ 1,852.00
Trash Removal	\$ 45.20	\$ 406.80	\$ 394.40	\$ 3,320.22	\$ 439.60	\$ 3,727.02
Workman's Comp		\$ -		\$ 411.40	\$ -	\$ 411.40
Building Maintenance		\$ -		\$ 180.60	\$ -	\$ 180.60
		\$ -		\$ -	\$ -	\$ -
		\$ -		\$ -	\$ -	\$ -
		\$ -		\$ -	\$ -	\$ -
Subtotal (230)	\$ 1,000.99	\$ 9,008.91	\$ 1,084.48	\$ 9,277.88	\$ 2,085.47	\$ 18,286.79
SUPPLIES AND MATERIALS (240)						
Office Supplies	\$ 20.39	\$ 183.51	\$ 240.48	\$ 260.99	\$ 260.87	\$ 444.50
Household Supplies		\$ -	\$ 423.00	\$ 906.98	\$ 423.00	\$ 906.98
Food		\$ -	\$ 500.00	\$ 1,406.42	\$ 500.00	\$ 1,406.42
Fuel		\$ -	\$ 300.00	\$ 630.00	\$ 300.00	\$ 630.00
Subtotal (240)	\$ 20.39	\$ 183.51	\$ 1,463.48	\$ 3,204.39	\$ 1,483.87	\$ 3,387.90
EQUIPMENT (250) (under \$5000.00)						
		\$ -		\$ -	\$ -	\$ -
		\$ -		\$ -	\$ -	\$ -
Subtotal (250)	\$ -	\$ -	\$ -	\$ -	\$ -	\$ -
MISCELLANEOUS (290)						
		\$ -		\$ 6.25	\$ -	\$ 6.25
		\$ -		\$ -	\$ -	\$ -
		\$ -		\$ -	\$ -	\$ -
Subtotal (290)	\$ -	\$ -	\$ -	\$ 6.25	\$ -	\$ 6.25
UTILITIES (360)						
Power	\$ 171.18	\$ 1,540.62	\$ 827.36	\$ 6,672.56	\$ 998.54	\$ 8,213.18
Water/Sewer	\$ 14.52	\$ 130.68		\$ 4,682.17	\$ 14.52	\$ 4,812.85
Telephone/Fax	\$ 115.42	\$ 1,038.78	\$ 355.47	\$ 740.61	\$ 470.89	\$ 1,779.39
Subtotal (360)	\$ 301.12	\$ 2,710.08	\$ 1,182.83	\$ 12,095.34	\$ 1,483.95	\$ 14,805.42
CAPITAL OUTLAY (450) (over \$5000.00)						
		\$ -		\$ -	\$ -	\$ -
		\$ -		\$ -	\$ -	\$ -
Subtotal (450)	\$ -	\$ -	\$ -	\$ -	\$ -	\$ -
GRAND TOTAL	\$ 3,894.23	\$ 35,048.07	\$ 19,512.27	\$ 177,942.14	\$ 23,406.50	\$ 212,990.21

**FY-2015 EXPENDITURE REPORT
CATHOLIC SOCIAL SERVICE
ALEE SHELTER (CHILDREN)**

FOR THE MONTH ENDING: JULY 31, 2015

PERSONNEL & BENEFITS COSTS (110/111)	ADMINISTRATIVE COSTS		SERVICE EXPENDITURES		TOTAL	
	CURRENT	CUMULATIVE	CURRENT	CUMULATIVE	CURRENT	Y-T-D CUMULATIVE
Salaries	\$ 2,714.18	\$ 25,565.82	\$ 15,387.26	\$ 138,904.00	\$ 18,101.44	\$ 164,469.82
FICA	\$ 224.84	\$ 2,117.85	\$ 1,177.14	\$ 10,626.17	\$ 1,401.98	\$ 12,744.02
Health & Welfare		\$ -	\$ 6,130.50	\$ 54,060.96	\$ 6,130.50	\$ 54,060.96
H & W FICA		\$ -	\$ 469.01	\$ 4,135.48	\$ 469.01	\$ 4,135.48
Subtotal (110/111)	\$ 2,939.02	\$ 27,683.67	\$ 23,163.91	\$ 207,726.61	\$ 26,102.93	\$ 235,410.28
TRAVEL (220)						
Local Mileage		\$ -		\$ -	\$ -	\$ -
		\$ -		\$ -	\$ -	\$ -
Sub Total (220)	\$ -	\$ -	\$ -	\$ -	\$ -	\$ -
CONTRACTUAL (230)						
Equipment Maintenance	\$ 254.89	\$ 2,400.90	\$ 323.00	\$ 922.37	\$ 577.89	\$ 3,323.27
Lease Equipment	\$ 36.00	\$ 339.10		\$ -	\$ 36.00	\$ 339.10
Building Rent	\$ 623.12	\$ 5,869.39	\$ 2,300.00	\$ 21,664.52	\$ 2,923.12	\$ 27,533.91
Staff Certification/Training		\$ -	\$ 176.60	\$ 272.00	\$ 176.60	\$ 272.00
Drug Testing				\$ 59.40	\$ -	\$ 59.40
Payroll Service Fees		\$ -		\$ 523.74	\$ -	\$ 523.74
Insurance	\$ 178.29	\$ 1,679.38		\$ 511.00	\$ 178.29	\$ 2,190.38
Printing		\$ -		\$ -	\$ -	\$ -
Audit		\$ -		\$ 1,797.00	\$ -	\$ 1,797.00
Trash Removal	\$ 51.65	\$ 486.51	\$ 143.22	\$ 390.98	\$ 194.87	\$ 877.49
Workman's Comp		\$ -	\$ 197.20	\$ 570.80	\$ 197.20	\$ 570.80
Building Maintenance		\$ -		\$ 109.88	\$ -	\$ 109.88
		\$ -		\$ -	\$ -	\$ -
		\$ -		\$ -	\$ -	\$ -
		\$ -		\$ -	\$ -	\$ -
Subtotal (230)	\$ 1,143.95	\$ 10,775.28	\$ 3,140.02	\$ 26,821.69	\$ 4,283.97	\$ 37,596.97
SUPPLIES AND MATERIALS (240)						
Office Supplies	\$ 23.31	\$ 219.57	\$ 4.24	\$ 816.98	\$ 27.55	\$ 1,036.55
Household Supplies		\$ -		\$ 1,271.79	\$ -	\$ 1,271.79
Food		\$ -	\$ 500.00	\$ 2,370.58	\$ 500.00	\$ 2,370.58
Fuel		\$ -	\$ 375.00	\$ 2,535.00	\$ 375.00	\$ 2,535.00
Subtotal (240)	\$ 23.31	\$ 219.57	\$ 879.24	\$ 6,994.35	\$ 902.55	\$ 7,213.92
EQUIPMENT (250) (under \$5000.00)						
		\$ -		\$ -	\$ -	\$ -
		\$ -		\$ -	\$ -	\$ -
Subtotal (250)	\$ -	\$ -	\$ -	\$ -	\$ -	\$ -
MISCELLANEOUS (290)						
Miscellaneous		\$ -		\$ 419.18	\$ -	\$ 419.18
		\$ -		\$ -	\$ -	\$ -
		\$ -		\$ -	\$ -	\$ -
Subtotal (290)	\$ -	\$ -	\$ -	\$ 419.18	\$ -	\$ 419.18
UTILITIES (360)						
Power	\$ 195.63	\$ 1,842.71	\$ 2,015.18	\$ 11,179.05	\$ 2,210.81	\$ 13,021.76
Water/Sewer	\$ 16.59	\$ 156.27	\$ 56.60	\$ 556.15	\$ 73.19	\$ 712.42
Telephone/Fax	\$ 131.91	\$ 1,242.51	\$ 125.44	\$ 1,987.61	\$ 257.35	\$ 3,230.12
Subtotal (360)	\$ 344.13	\$ 3,241.49	\$ 2,197.22	\$ 13,722.81	\$ 2,541.35	\$ 16,964.30
CAPITAL OUTLAY (450) (over \$5000.00)						
		\$ -		\$ -	\$ -	\$ -
		\$ -		\$ -	\$ -	\$ -
Subtotal (450)	\$ -	\$ -	\$ -	\$ -	\$ -	\$ -
GRAND TOTAL	\$ 4,450.41	\$ 41,920.01	\$ 29,380.39	\$ 255,684.64	\$ 33,830.80	\$ 297,604.65

**FY-2015 EXPENDITURE REPORT
CATHOLIC SOCIAL SERVICE
ALEE (ADULT)**

Ricky

2015 AUG 20 PM 11: 58

FOR THE MONTH ENDING: **JULY 31, 2015**

DPHSS/BOSSA

PERSONNEL & BENEFITS COSTS (110/111)	ADMINISTRATIVE COSTS		SERVICE EXPENDITURES		TOTAL	
	CURRENT	CUMULATIVE	CURRENT	CUMULATIVE	CURRENT	Y-T-D CUMULATIVE
Salaries	\$ 2,374.90	\$ 23,749.00	\$ 12,088.00	\$ 120,006.38	\$ 14,462.90	\$ 143,755.38
FICA	\$ 196.83	\$ 1,968.30	\$ 924.74	\$ 9,180.52	\$ 1,121.57	\$ 11,148.82
Health & Welfare		\$ -	\$ 3,955.68	\$ 38,497.53	\$ 3,955.68	\$ 38,497.53
H & W FICA		\$ -	\$ 302.61	\$ 2,944.88	\$ 302.61	\$ 2,944.88
Subtotal (110/111)	\$ 2,571.73	\$ 25,717.30	\$ 17,271.03	\$ 170,629.31	\$ 19,842.76	\$ 196,346.61
TRAVEL (220)						
Local Mileage		\$ -		\$ -	\$ -	\$ -
		\$ -		\$ -	\$ -	\$ -
Sub Total (220)	\$ -	\$ -	\$ -	\$ -	\$ -	\$ -
CONTRACTUAL (230)						
Equipment Maintenance	\$ 223.06	\$ 2,230.60	\$ 323.00	\$ 1,499.26	\$ 546.06	\$ 3,729.86
Lease Equipment	\$ 31.50	\$ 315.00		\$ 661.39	\$ 31.50	\$ 976.39
Building Rent	\$ 545.23	\$ 5,452.30		\$ -	\$ 545.23	\$ 5,452.30
Staff Certification/Training		\$ -		\$ 656.00	\$ -	\$ 656.00
Drug Testing				\$ 59.40	\$ -	\$ 59.40
Payroll Service Fees		\$ -	\$ 56.71	\$ 486.32	\$ 56.71	\$ 486.32
Insurance	\$ 156.00	\$ 1,560.00	\$ 531.00	\$ 1,062.00	\$ 687.00	\$ 2,622.00
Printing		\$ -	\$ 120.00	\$ 120.00	\$ 120.00	\$ 120.00
Audit		\$ -		\$ 1,852.00	\$ -	\$ 1,852.00
Trash Removal	\$ 45.20	\$ 452.00	\$ 646.78	\$ 3,967.00	\$ 691.98	\$ 4,419.00
Workman's Comp		\$ -	\$ 122.80	\$ 534.20	\$ 122.80	\$ 534.20
Building Maintenance		\$ -		\$ 180.60	\$ -	\$ 180.60
		\$ -		\$ -	\$ -	\$ -
		\$ -		\$ -	\$ -	\$ -
		\$ -		\$ -	\$ -	\$ -
Subtotal (230)	\$ 1,000.99	\$ 10,009.90	\$ 1,800.29	\$ 11,078.17	\$ 2,801.28	\$ 21,088.07
SUPPLIES AND MATERIALS (240)						
Office Supplies	\$ 20.39	\$ 203.90	\$ 332.06	\$ 593.05	\$ 352.45	\$ 796.95
Household Supplies		\$ -	\$ 143.00	\$ 1,049.98	\$ 143.00	\$ 1,049.98
Food		\$ -	\$ -	\$ 1,406.42	\$ -	\$ 1,406.42
Fuel		\$ -	\$ 375.00	\$ 1,005.00	\$ 375.00	\$ 1,005.00
Subtotal (240)	\$ 20.39	\$ 203.90	\$ 850.06	\$ 4,054.45	\$ 870.45	\$ 4,258.35
EQUIPMENT (250) (under \$5000.00)						
		\$ -		\$ -	\$ -	\$ -
		\$ -		\$ -	\$ -	\$ -
Subtotal (250)	\$ -	\$ -	\$ -	\$ -	\$ -	\$ -
MISCELLANEOUS (290)						
Miscellaneous		\$ -	\$ 481.60	\$ 487.85	\$ 481.60	\$ 487.85
		\$ -		\$ -	\$ -	\$ -
		\$ -		\$ -	\$ -	\$ -
Subtotal (290)	\$ -	\$ -	\$ 481.60	\$ 487.85	\$ 481.60	\$ 487.85
UTILITIES (360)						
Power	\$ 171.18	\$ 1,711.80	\$ 804.76	\$ 7,477.32	\$ 975.94	\$ 9,189.12
Water/Sewer	\$ 14.52	\$ 145.20	\$ 424.67	\$ 5,106.84	\$ 439.19	\$ 5,252.04
Telephone/Fax	\$ 115.42	\$ 1,154.20		\$ 740.61	\$ 115.42	\$ 1,894.81
Subtotal (360)	\$ 301.12	\$ 3,011.20	\$ 1,229.43	\$ 13,324.77	\$ 1,530.55	\$ 16,335.97
CAPITAL OUTLAY (450) (over \$5000.00)						
		\$ -		\$ -	\$ -	\$ -
		\$ -		\$ -	\$ -	\$ -
Subtotal (450)	\$ -	\$ -	\$ -	\$ -	\$ -	\$ -
GRAND TOTAL	\$ 3,894.23	\$ 38,942.30	\$ 21,632.41	\$ 199,574.55	\$ 25,526.64	\$ 238,516.85

**FY-2015 EXPENDITURE REPORT
CATHOLIC SOCIAL SERVICE
ALEE SHELTER (CHILDREN)**

FOR THE MONTH ENDING: AUGUST 31, 2015

PERSONNEL & BENEFITS COSTS (110/111)	ADMINISTRATIVE COSTS		SERVICE EXPENDITURES		TOTAL	
	CURRENT	CUMULATIVE	CURRENT	CUMULATIVE	CURRENT	Y-T-D CUMULATIVE
Salaries	\$ 2,714.18	\$ 28,280.00	\$ 16,144.00	\$ 155,048.00	\$ 18,858.18	\$ 183,328.00
FICA	\$ 224.84	\$ 2,342.69	\$ 1,235.03	\$ 11,861.20	\$ 1,459.87	\$ 14,203.89
Health & Welfare		\$ -	\$ 6,432.00	\$ 60,492.96	\$ 6,432.00	\$ 60,492.96
H & W FICA		\$ -	\$ 492.09	\$ 4,627.57	\$ 492.09	\$ 4,627.57
Subtotal (110/111)	\$ 2,939.02	\$ 30,622.69	\$ 24,303.12	\$ 232,029.73	\$ 27,242.14	\$ 262,652.42
TRAVEL (220)						
Local Mileage		\$ -		\$ -	\$ -	\$ -
		\$ -		\$ -	\$ -	\$ -
Sub Total (220)	\$ -	\$ -	\$ -	\$ -	\$ -	\$ -
CONTRACTUAL (230)						
Equipment Maintenance	\$ 254.89	\$ 2,655.79		\$ 922.37	\$ 254.89	\$ 3,578.16
Lease Equipment	\$ 36.00	\$ 375.10		\$ -	\$ 36.00	\$ 375.10
Building Rent	\$ 623.12	\$ 6,492.51	\$ 2,300.00	\$ 23,964.52	\$ 2,923.12	\$ 30,457.03
Staff Certification/Training		\$ -		\$ 272.00	\$ -	\$ 272.00
Drug Testing				\$ 59.40	\$ -	\$ 59.40
Payroll Service Fees		\$ -	\$ 129.62	\$ 653.36	\$ 129.62	\$ 653.36
Insurance	\$ 178.29	\$ 1,857.67		\$ 511.00	\$ 178.29	\$ 2,368.67
Printing		\$ -		\$ -	\$ -	\$ -
Audit		\$ -		\$ 1,797.00	\$ -	\$ 1,797.00
Trash Removal	\$ 51.65	\$ 538.16	\$ 31.20	\$ 422.18	\$ 82.85	\$ 960.34
Workman's Comp		\$ -		\$ 570.80	\$ -	\$ 570.80
Building Maintenance		\$ -		\$ 109.88	\$ -	\$ 109.88
		\$ -		\$ -	\$ -	\$ -
		\$ -		\$ -	\$ -	\$ -
		\$ -		\$ -	\$ -	\$ -
Subtotal (230)	\$ 1,143.95	\$ 11,919.23	\$ 2,460.82	\$ 29,282.51	\$ 3,604.77	\$ 41,201.74
SUPPLIES AND MATERIALS (240)						
Office Supplies	\$ 23.31	\$ 242.88	\$ 135.01	\$ 951.99	\$ 158.32	\$ 1,194.87
Household Supplies		\$ -	\$ 314.96	\$ 1,586.75	\$ 314.96	\$ 1,586.75
Food		\$ -		\$ 2,370.58	\$ -	\$ 2,370.58
Fuel		\$ -		\$ 2,535.00	\$ -	\$ 2,535.00
Subtotal (240)	\$ 23.31	\$ 242.88	\$ 449.97	\$ 7,444.32	\$ 473.28	\$ 7,687.20
EQUIPMENT (250) (under \$5000.00)						
		\$ -		\$ -	\$ -	\$ -
		\$ -		\$ -	\$ -	\$ -
Subtotal (250)	\$ -	\$ -	\$ -	\$ -	\$ -	\$ -
MISCELLANEOUS (290)						
Miscellaneous		\$ -		\$ 419.18	\$ -	\$ 419.18
		\$ -		\$ -	\$ -	\$ -
		\$ -		\$ -	\$ -	\$ -
Subtotal (290)	\$ -	\$ -	\$ -	\$ 419.18	\$ -	\$ 419.18
UTILITIES (360)						
Power	\$ 195.63	\$ 2,038.34	\$ 836.61	\$ 12,015.66	\$ 1,032.24	\$ 14,054.00
Water/Sewer	\$ 16.59	\$ 172.86	\$ 48.24	\$ 604.39	\$ 64.83	\$ 777.25
Telephone/Fax	\$ 131.91	\$ 1,374.42	\$ 125.44	\$ 2,113.05	\$ 257.35	\$ 3,487.47
Subtotal (360)	\$ 344.13	\$ 3,585.62	\$ 1,010.29	\$ 14,733.10	\$ 1,354.42	\$ 18,318.72
CAPITAL OUTLAY (450) (over \$5000.00)						
		\$ -		\$ -	\$ -	\$ -
		\$ -		\$ -	\$ -	\$ -
Subtotal (450)	\$ -	\$ -	\$ -	\$ -	\$ -	\$ -
GRAND TOTAL	\$ 4,450.41	\$ 46,370.42	\$ 28,224.20	\$ 283,908.84	\$ 32,674.61	\$ 330,279.26

**FY-2015 EXPENDITURE REPORT
CATHOLIC SOCIAL SERVICE
ALEE (ADULT)**

FOR THE MONTH ENDING: AUGUST 31, 2015

PERSONNEL & BENEFITS COSTS (110/111)	ADMINISTRATIVE COSTS		SERVICE EXPENDITURES		TOTAL	
	CURRENT	CUMULATIVE	CURRENT	CUMULATIVE	CURRENT	Y-T-D CUMULATIVE
Salaries	\$ 2,374.90	\$ 26,123.90	\$ 11,646.00	\$ 131,652.38	\$ 14,020.90	\$ 157,776.28
FICA	\$ 196.83	\$ 2,165.13	\$ 890.93	\$ 10,071.45	\$ 1,087.76	\$ 12,236.58
Health & Welfare		\$ -	\$ 3,248.16	\$ 41,745.69	\$ 3,248.16	\$ 41,745.69
H & W FICA		\$ -	\$ 248.50	\$ 3,193.38	\$ 248.50	\$ 3,193.38
Subtotal (110/111)	\$ 2,571.73	\$ 28,289.03	\$ 16,033.59	\$ 186,662.90	\$ 18,605.32	\$ 214,951.93
TRAVEL (220)						
Local Mileage		\$ -		\$ -	\$ -	\$ -
		\$ -		\$ -	\$ -	\$ -
Sub Total (220)	\$ -	\$ -	\$ -	\$ -	\$ -	\$ -
CONTRACTUAL (230)						
Equipment Maintenance	\$ 223.06	\$ 2,453.66	\$ 921.74	\$ 2,421.00	\$ 1,144.80	\$ 4,874.66
Lease Equipment	\$ 31.50	\$ 346.50		\$ 661.39	\$ 31.50	\$ 1,007.89
Building Rent	\$ 545.23	\$ 5,997.53		\$ -	\$ 545.23	\$ 5,997.53
Staff Certification/Training		\$ -		\$ 656.00	\$ -	\$ 656.00
Drug Testing				\$ 59.40	\$ -	\$ 59.40
Payroll Service Fees		\$ -		\$ 486.32	\$ -	\$ 486.32
Insurance	\$ 156.00	\$ 1,716.00		\$ 1,062.00	\$ 156.00	\$ 2,778.00
Printing		\$ -	\$ 578.00	\$ 698.00	\$ 578.00	\$ 698.00
Audit		\$ -		\$ 1,852.00	\$ -	\$ 1,852.00
Trash Removal	\$ 45.20	\$ 497.20	\$ 400.61	\$ 4,367.61	\$ 445.81	\$ 4,864.81
Workman's Comp		\$ -		\$ 534.20	\$ -	\$ 534.20
Building Maintenance		\$ -	\$ 338.64	\$ 519.24	\$ 338.64	\$ 519.24
		\$ -		\$ -	\$ -	\$ -
		\$ -		\$ -	\$ -	\$ -
		\$ -		\$ -	\$ -	\$ -
Subtotal (230)	\$ 1,000.99	\$ 11,010.89	\$ 2,238.99	\$ 13,317.16	\$ 3,239.98	\$ 24,328.05
SUPPLIES AND MATERIALS (240)						
Office Supplies	\$ 20.39	\$ 224.29	\$ 128.71	\$ 721.76	\$ 149.10	\$ 946.05
Household Supplies		\$ -	\$ 409.96	\$ 1,459.94	\$ 409.96	\$ 1,459.94
Food		\$ -		\$ 1,406.42	\$ -	\$ 1,406.42
Fuel		\$ -		\$ 1,005.00	\$ -	\$ 1,005.00
Subtotal (240)	\$ 20.39	\$ 224.29	\$ 538.67	\$ 4,593.12	\$ 559.06	\$ 4,817.41
EQUIPMENT (250) (under \$5000.00)						
		\$ -		\$ -	\$ -	\$ -
		\$ -		\$ -	\$ -	\$ -
Subtotal (250)	\$ -	\$ -	\$ -	\$ -	\$ -	\$ -
MISCELLANEOUS (290)						
		\$ -		\$ 487.85	\$ -	\$ 487.85
		\$ -		\$ -	\$ -	\$ -
		\$ -		\$ -	\$ -	\$ -
Subtotal (290)	\$ -	\$ -	\$ -	\$ 487.85	\$ -	\$ 487.85
UTILITIES (360)						
Power	\$ 171.18	\$ 1,882.98	\$ 670.82	\$ 8,148.14	\$ 842.00	\$ 10,031.12
Water/Sewer	\$ 14.52	\$ 159.72	\$ 283.04	\$ 5,389.88	\$ 297.56	\$ 5,549.60
Telephone/Fax	\$ 115.42	\$ 1,269.62		\$ 740.61	\$ 115.42	\$ 2,010.23
Subtotal (360)	\$ 301.12	\$ 3,312.32	\$ 953.86	\$ 14,278.63	\$ 1,254.98	\$ 17,590.95
CAPITAL OUTLAY (450) (over \$5000.00)						
		\$ -		\$ -	\$ -	\$ -
		\$ -		\$ -	\$ -	\$ -
Subtotal (450)	\$ -	\$ -	\$ -	\$ -	\$ -	\$ -
GRAND TOTAL	\$ 3,894.23	\$ 42,836.53	\$ 19,765.11	\$ 219,339.66	\$ 23,659.34	\$ 262,176.19

REVISED 10/03/12

**FY-2015 EXPENDITURE REPORT
CATHOLIC SOCIAL SERVICE
ALEE SHELTER (CHILDREN)**

FOR THE MONTH ENDING: SEPTEMBER 30, 2015

PERSONNEL & BENEFITS COSTS (110/111)	ADMINISTRATIVE COSTS		SERVICE EXPENDITURES		TOTAL	
	CURRENT	CUMULATIVE	CURRENT	CUMULATIVE	CURRENT	Y-T-D CUMULATIVE
Salaries		\$ 28,280.00		\$ 155,048.00	\$ -	\$ 183,328.00
FICA		\$ 2,342.69		\$ 11,861.20	\$ -	\$ 14,203.89
Health & Welfare		\$ -		\$ 60,492.96	\$ -	\$ 60,492.96
H & W FICA		\$ -		\$ 4,627.57	\$ -	\$ 4,627.57
Subtotal (110/111)		\$ 30,622.69	\$ -	\$ 232,029.73	\$ -	\$ 262,652.42
TRAVEL (220)						
Local Mileage		\$ -		\$ -	\$ -	\$ -
		\$ -		\$ -	\$ -	\$ -
Sub Total (220)		\$ -	\$ -	\$ -	\$ -	\$ -
CONTRACTUAL (230)						
Equipment Maintenance		\$ 2,655.79	\$ -	\$ 922.37	\$ -	\$ 3,578.16
Lease Equipment		\$ 375.10		\$ -	\$ -	\$ 375.10
Building Rent		\$ 6,492.51	\$ 2,300.00	\$ 26,264.52	\$ 2,300.00	\$ 32,757.03
Staff Certification/Training		\$ -		\$ 272.00	\$ -	\$ 272.00
Drug Testing				\$ 59.40	\$ -	\$ 59.40
Payroll Service Fees		\$ -		\$ 653.36	\$ -	\$ 653.36
Insurance		\$ 1,857.67		\$ 511.00	\$ -	\$ 2,368.67
Printing		\$ -		\$ -	\$ -	\$ -
Audit		\$ -		\$ 1,797.00	\$ -	\$ 1,797.00
Trash Removal		\$ 538.16		\$ 422.18	\$ -	\$ 960.34
Workman's Comp		\$ -		\$ 570.80	\$ -	\$ 570.80
Building Maintenance		\$ -		\$ 109.88	\$ -	\$ 109.88
		\$ -		\$ -	\$ -	\$ -
		\$ -		\$ -	\$ -	\$ -
Subtotal (230)		\$ 11,919.23	\$ 2,300.00	\$ 31,582.51	\$ 2,300.00	\$ 43,501.74
SUPPLIES AND MATERIALS (240)						
Office Supplies		\$ 242.88		\$ 951.99	\$ -	\$ 1,194.87
Household Supplies		\$ -		\$ 1,324.57	\$ -	\$ 1,324.57
Food		\$ -		\$ 2,221.16	\$ -	\$ 2,221.16
Fuel		\$ -		\$ 2,985.00	\$ -	\$ 2,985.00
Subtotal (240)		\$ 242.88	\$ -	\$ 7,482.72	\$ -	\$ 7,725.60
EQUIPMENT (250) under \$5000.00						
		\$ -		\$ -	\$ -	\$ -
		\$ -		\$ -	\$ -	\$ -
Subtotal (250)		\$ -	\$ -	\$ -	\$ -	\$ -
MISCELLANEOUS (290)						
Miscellaneous		\$ -		\$ 419.18	\$ -	\$ 419.18
		\$ -		\$ -	\$ -	\$ -
Subtotal (290)		\$ -	\$ -	\$ 419.18	\$ -	\$ 419.18
UTILITIES (360)						
Power		\$ 2,038.34	\$ 538.90	\$ 12,554.56	\$ 538.90	\$ 14,592.90
Water/Sewer		\$ 172.86	\$ 71.42	\$ 675.81	\$ 71.42	\$ 848.67
Telephone/Fax		\$ 1,374.42	\$ 130.64	\$ 2,243.69	\$ 130.64	\$ 3,618.11
Subtotal (360)		\$ 3,585.62	\$ 740.96	\$ 15,474.06	\$ 740.96	\$ 19,059.68
CAPITAL OUTLAY (450) (over \$5000.00)						
		\$ -		\$ -	\$ -	\$ -
		\$ -		\$ -	\$ -	\$ -
Subtotal (450)		\$ -	\$ -	\$ -	\$ -	\$ -
GRAND TOTAL		\$ 46,370.42	\$ 3,040.96	\$ 286,988.20	\$ 3,040.96	\$ 333,358.62

**FY-2015 EXPENDITURE REPORT
CATHOLIC SOCIAL SERVICE
ALEE (ADULT)**

FOR THE MONTH ENDING: SEPTEMBER 30, 2015

PERSONNEL & BENEFITS COSTS (110/111)	ADMINISTRATIVE COSTS		SERVICE EXPENDITURES		TOTAL	
	CURRENT	CUMULATIVE	CURRENT	CUMULATIVE	CURRENT	Y-T-D CUMULATIVE
Salaries	\$ -	\$ 26,123.90		\$ 131,652.38	\$ -	\$ 157,776.28
FICA	\$ -	\$ 2,165.13		\$ 10,071.45	\$ -	\$ 12,236.58
Health & Welfare		\$ -		\$ 41,745.69	\$ -	\$ 41,745.69
H & W FICA		\$ -		\$ 3,193.38	\$ -	\$ 3,193.38
Subtotal (110/111)	\$ -	\$ 28,289.03	\$ -	\$ 186,662.90	\$ -	\$ 214,951.93
TRAVEL (220)						
Local Mileage		\$ -		\$ -	\$ -	\$ -
		\$ -		\$ -	\$ -	\$ -
Sub Total (220)	\$ -	\$ -	\$ -	\$ -	\$ -	\$ -
CONTRACTUAL (230)						
Equipment Maintenance	\$ -	\$ 2,453.66		\$ 2,421.00	\$ -	\$ 4,874.66
Lease Equipment	\$ -	\$ 346.50		\$ 661.39	\$ -	\$ 1,007.89
Building Rent	\$ -	\$ 5,997.53		\$ -	\$ -	\$ 5,997.53
Staff Certification/Training		\$ -		\$ 656.00	\$ -	\$ 656.00
Drug Testing				\$ 59.40	\$ -	\$ 59.40
Payroll Service Fees		\$ -		\$ 486.32	\$ -	\$ 486.32
Insurance	\$ -	\$ 1,716.00		\$ 1,062.00	\$ -	\$ 2,778.00
Printing		\$ -		\$ 698.00	\$ -	\$ 698.00
Audit		\$ -		\$ 1,852.00	\$ -	\$ 1,852.00
Trash Removal	\$ -	\$ 497.20		\$ 4,367.61	\$ -	\$ 4,864.81
Workman's Comp		\$ -		\$ 534.20	\$ -	\$ 534.20
Building Maintenance		\$ -		\$ 519.24	\$ -	\$ 519.24
		\$ -		\$ -	\$ -	\$ -
		\$ -		\$ -	\$ -	\$ -
		\$ -		\$ -	\$ -	\$ -
Subtotal (230)	\$ -	\$ 11,010.89	\$ -	\$ 13,317.16	\$ -	\$ 24,328.05
SUPPLIES AND MATERIALS (240)						
Office Supplies	\$ -	\$ 224.29		\$ 810.98	\$ -	\$ 1,035.27
Household Supplies		\$ -		\$ 1,766.36	\$ -	\$ 1,766.36
Food		\$ -		\$ 1,100.00	\$ -	\$ 1,100.00
Fuel		\$ -		\$ 1,305.00	\$ -	\$ 1,305.00
Subtotal (240)	\$ -	\$ 224.29	\$ -	\$ 4,982.34	\$ -	\$ 5,206.63
EQUIPMENT (250) (under \$5000.00)						
		\$ -		\$ -	\$ -	\$ -
		\$ -		\$ -	\$ -	\$ -
Subtotal (250)	\$ -	\$ -	\$ -	\$ -	\$ -	\$ -
MISCELLANEOUS (290)						
		\$ -		\$ 487.85	\$ -	\$ 487.85
		\$ -		\$ -	\$ -	\$ -
		\$ -		\$ -	\$ -	\$ -
Subtotal (290)	\$ -	\$ -	\$ -	\$ 487.85	\$ -	\$ 487.85
UTILITIES (360)						
Power	\$ -	\$ 1,882.98		\$ 8,974.11	\$ -	\$ 10,857.09
Water/Sewer	\$ -	\$ 159.72		\$ 5,389.88	\$ -	\$ 5,549.60
Telephone/Fax	\$ -	\$ 1,269.62		\$ 740.61	\$ -	\$ 2,010.23
Subtotal (360)	\$ -	\$ 3,312.32	\$ -	\$ 15,104.60	\$ -	\$ 18,416.92
CAPITAL OUTLAY (450) (over \$5000.00)						
		\$ -		\$ -	\$ -	\$ -
		\$ -		\$ -	\$ -	\$ -
Subtotal (450)	\$ -	\$ -	\$ -	\$ -	\$ -	\$ -
GRAND TOTAL	\$ -	\$ 42,836.53	\$ -	\$ 220,554.85	\$ -	\$ 263,391.38