



GOVERNMENT OF GUAM  
 DEPARTMENT OF PUBLIC HEALTH AND SOCIAL SERVICES  
 DIPATTAMENTON SALUT PUPBLEKO YAN SETBISION SUSIAT



LOURDES A. LEON GUERRERO  
 GOVERNOR, MAGA'HA'GA'

JOSHUA F. TENORIO  
 LT. GOVERNOR, SIGUNDO MAGA'LÁHI

LINDA UNPINGCO DENORCEY, MPH  
 DIRECTOR

LAURENT SF DUENAS, MPH, BSN, RN  
 DEPUTY DIRECTOR

NOV 18 2019

Honorable Tina Muna Barnes  
 Speaker  
 35<sup>th</sup> Guam Legislature  
 Guam Congress Building  
 163 Chalan Santo Papa  
 Hagatna, Guam 96910

Speaker Tina Rose Muña Barnes

DEC 04 2019  
 Time 3:20 ( ) AM ~~PM~~  
 Received By: Matt

Dear Speaker Barnes:

Attached is the fiscal year 2019 annual report of activities and inventory of non-expendable property of the Alee I and II shelters. This is in compliance with Public Law 34-116, Chapter XIII, Section 6, relative to reporting requirements for non-profit organizations.

Should you have any questions or need additional information, please contact Ms. Linda B. Rodriguez, Human Services Program Administrator for the Bureau of Social Services Administration at 475-2653/2672. We appreciate your continued support.

Sincerely,

*Linda Unpingco Denorcey* 11/18/19  
 LINDA UNPINGCO DENORCEY, MPH

Attachment

Cc: Office of Public Accountability



LOURDES A. LEÓN GUERRERO  
GOVERNOR, MAGA'HAGA'

JOSHUA F. TENORIO  
LT. GOVERNOR, SIGUNDO MAGA'LÁHI

GOVERNMENT OF GUAM  
DEPARTMENT OF PUBLIC HEALTH AND SOCIAL SERVICES  
DIPATTAMENTON SALUT PUPBLEKO YAN SETBISIÒN SUSIAT



LINDA UNPINGCO DENORCEY, MPH  
DIRECTOR

LAURENT SF DUENAS, MPH, BSN, RN  
DEPUTY DIRECTOR

NOV 18 2019

Benjamin J. F. Cruz  
Public Auditor  
Office of Public Accountability  
Suite 401, DNA Building  
218 Archbishop Flores Street  
Hagatna, Guam 96910

RECEIVED  
OFFICE OF PUBLIC ACCOUNTABILITY

BY: FDJ

DATE: Dec 4, 2019

TIME: 1:55  AM  PM

Dear Mr. Cruz:

Attached is your copy of the fiscal year 2019 annual report of activities and inventory of non-expendable property of the Alee I and II shelters. This is in compliance with Public Law 34-116, Chapter XIII, Section 6, relative to reporting requirements for non-profit organizations.

Should you have any questions or need additional information, please contact Ms. Linda B. Rodriguez, Human Services Program Administrator for the Bureau of Social Services Administration at 475-2653/2672. We appreciate your continued support.

Sincerely,

*Linda Unpingco Denorcey 11/18/19*  
for LINDA UNPINGCO DENORCEY, MPH

Attachment



**Catholic  
Social  
Service**

*Catholic Charities Guam*

234 US Army Juan C. Fejeran Street, Barrigada, Guam 96913  
Tel: 671-635-1441/2 Fax: 671-635-1444  
Website: <http://www.catholicsocialserviceguam.org>  
E-mail Address: [css@catholicsocialserviceguam.org](mailto:css@catholicsocialserviceguam.org)

Most Reverend  
Michael Jude Byrnes  
Metropolitan Archbishop  
Of the Diocese of Agaña  
President /Chairman  
Board of Trustees

Diana B. Calvo  
Executive Director

Paula M. Perez  
Deputy Director

**To: DEPARTMENT OF PUBLIC HEALTH & SOCIAL SERVICES  
123 Chalan Kareta  
Mangilao, Guam 96913**

**PROJECT REPORT**

**CONTRACTOR: CATHOLIC SOCIAL SERVICE  
#234-A U.S. Army Juan C. Fejeran Street  
Barrigada Heights, Guam 96913**

**PROGRAM TITLE: TITLE XX**

**PROJECT: ALEE EMERGENCY SPOUSE ABUSE  
& CHILDREN'S SHELTER**

**Fiscal Year: FY 2019 (Oct 01, 2018-Sept 30, 2019)**

**PREPARED BY:** *Beverlyn C. Coleman*  
Beverlyn C. Coleman  
Program Manager

**APPROVED BY:** *Diana B. Calvo*  
DIANA B. CALVO  
EXECUTIVE DIRECTOR

**SUBMISSION DATE: October 04, 2019**



**CATHOLIC SOCIAL SERVICE  
ALEE SHELTERS ANNUAL REPORT  
October 1, 2018 – September 30, 2019**

**ALEE SHELTER FOR ABUSED WOMEN**

In Fiscal Year 2019 we served fifty-eight (58) unduplicated adult clients. Nine (9) clients are from the previous year.

Ethnicity breakdown is as follows:

<b>Chamorro</b>	<b>28</b>
<b>Chuukese</b>	<b>10</b>
<b>Caucasian</b>	<b>2</b>
<b>Filipino</b>	<b>6</b>
<b>Phonpeian</b>	<b>1</b>
<b>Japanese</b>	<b>3</b>
<b>Korean</b>	<b>1</b>
<b>Kosraean</b>	<b>2</b>
<b>Palauan</b>	<b>3</b>
<b>Saipanese</b>	<b>2</b>
	<b>58</b>

These statistics rate Chamorro as the largest group served with Chuukese being the second largest group served.

Of the total number of women received at the women’s shelter, there were eight (8) women reporting physical abuse, nine (9) women reporting emotional abuse, forty (40) women reporting both physical and emotional abuse and one (1) woman reporting sexual abuse.

Marital Status is as follows:

Single: 39	Divorced: 1	Separated: 2
Married: 15	Common Law: 0	Widowed: 0

Amongst the marital status category, Single women rank the highest followed by Married women.

The ages of the women range from twenty (20) to fifty (50). A range breakdown is as follows:

<u>18-20</u>	<u>21-30</u>	<u>31-40</u>	<u>41-50</u>	<u>51-59</u>	<u>60&amp; Above</u>	<u>Not Indicated</u>
1	22	22	9	3	1	0

**CATHOLIC SOCIAL SERVICE  
ALEE SHELTERS ANNUAL REPORT  
October 1, 2018 – September 30, 2019**

We served a total of One hundred and sixteen (116) children this year; sixty-six (66) boys and fifty (50) girls. The ages of the children ranged from newborn to eighteen.

We continue to receive referrals from various sources including community agencies as well as former clients. Staff continues to participate in outreach events throughout the year in order to bring awareness. Alee Shelter has a good working relationship with other organizations in the community who are involved with providing assistance to victims such as the Guam Legal Services Corporation-Disability Law Center, the Guam Police Department Victim Advocates Unit, Superior Court of Guam Victim/Witness Assistance Services, Victim Advocates Reaching Out (VARO), the Department of Public Health and Social Services Bureaus of Economic Security and Nutrition Services, Guam Housing and Urban Renewal Authority, the Guam Housing Corporation, the Salvation Army, and the Department of Labor.

The Alee Family Violence Shelter operates under funding from The Department of Public Health and Social Services (DPHSS) Bureau of Social Services Administration (BOSSA), and monetary or in-kind donations from the community.

**CATHOLIC SOCIAL SERVICE  
ALEE SHELTERS ANNUAL REPORT  
October 1, 2018 – September 30, 2019**

**ALEE CHILDREN'S SHELTER**

Twenty-nine (29) children have come through the doors of the Alee Children's Shelter. The children range in ages from newborn to seventeen years.

Ethnicity breakdown is as follows:

Chamorro	16
Chuukese	9
African American	1
Filipino	3
	29

A total of twenty children have stayed past the ninety day period.

The social worker continues to work with CPS social workers and homemakers as far as placement and transitioning for the children.

The Alee Children's Shelter operates under funding from The Department of Public Health and Social Services (DPHSS) Bureau of Social Services Administration (BOSSA) and monetary or in-kind donations from the community. The Deputy Director continues to work with community organizations and various individuals to secure funding for activities/outings. These activities/outings are an integral part of enhancing self-esteem and developing social skills.

**CATHOLIC SOCIAL SERVICE  
ALEE SHELTERS ANNUAL REPORT  
October 1, 2018 – September 30, 2019**

**Annual Report on Meals and Transportation**

**I. Alee I – Family Violence Shelter**

Total number of women and children two hundred and seventy-four (274)

A. Total number of Meals served  
(3 meals and 3 snacks per day)

3,719

B. Total number of Transportation Services provided

1,739

**II. Alee II – Children’s Shelter**

Total number of children fifty three (29)

A. Total number of Meals served  
(3 meals and 3 snacks per day)

19,949

B. Total number of Transportation Services provided

5,187

**CATHOLIC SOCIAL SERVICE  
ALEE SHELTERS ANNUAL REPORT  
October 1, 2018 – September 30, 2019  
Annual Compact Impact Report on Meals and Transportation  
FAS Citizens**

I. Alee I – Family Violence Shelter  
Total number of women and children sixty-three (63)

A. Total number of Meals served  
(3 meals and 3 snacks per day)

• Chuukese	813
• Palauan	429
• Phonpeian	12
• Yapese	0
• Kosraean	87
• Marshallese	0

---

609

B. Total number of Transportation services provided

• Chuukese	433
• Palauan	254
• Pohnpeian	6
• Yapese	0
• Kosraen	27
• Marchallese	0
	720

Transportation services rendered to the women and children are as follows:

Transportation services that were rendered to the women and children of the Women’s Shelter included but were not limited to; Medical and Dental appointments, Legal appointments and Court Hearings, to apply for benefits with the Department of Public Health and Social Services, to apply for housing assistance with the Guam Housing and Urban Development Authority, Guam Housing Corporation and the Salvation Army, pick up and drop off of children to school, Social Security Offices to apply for Social Security, and the Department of Labor to apply for employment.



**CATHOLIC SOCIAL SERVICE  
ALEE SHELTERS ANNUAL REPORT  
October 1, 2018 – September 30, 2019  
Annual Compact Impact Report on Meals and Transportation  
FAS Citizens**

- II. Alee II – Children’s Shelter  
Alee children’s shelter service nine (9) chuukese.
- A. Total number of Meals served  
(3 meals and 3 snacks per day)
- Chuukese 6,746
- B. Total number of Transportation services provided
- Chuukese 1,596

Transportation services rendered to the children are as follows.

All children are citizens of the United States of America

**CATHOLIC SOCIAL SERVICE-FAMILY VIOLENCE SHELTER  
POPULATION CATEGORY  
FISCAL YEAR 2019 (OCT 2018- SEPT 2019)**

US CITIZEN YES/NO	ETHNICITY	INITIALS AND CASE NO.	AGE	DATE OF ADMISSION	SOCIAL SECURITY NUMBER	AGE OF CHILDREN		ABUSE		MARRITAL STATUS					SITUATION		SPECIAL SERVICES	DATE OF DEPARTURE	
						BOY	GIRL	PHY	EMO	M	S	D	C	SP	W	PRG			RPE
X	Caucasian	VP 2353	48	10/7/2017	9889	17	12	X	X								X	318 SHELTER STAY 25 SERVICES APPLIED 2 RESPITE 99 MEALS 195 TRANSPORTATION	1/14/19
X	Chuukese FSM	BH 2362	31	1/16/2018	1986	11mos		X	X								X	464 SHELTER STAY 35 SERVICES APPLIED 25 RESPITE 258 MEALS 143 TRANSPORTATION	5/20/2019
X	Chuukese FSM	JR 2178-1	30	3/19/2018	5212	6 2	8 4	X X	X X								X	2555 SHELTER STAY 53 SERVICES APPLIED 100 RESPITE 417 MEALS 252 TRANSPORTATION	Active
X	Palauan	MR 2382	38	7/10/2018	3373	16 12	11 9	X X	X X								X	173 SHELTER STAY 7 SERVICES APPLIED 1 RESPITE 18 MEALS 38 TRANSPORTATION	11/19/2018
X	Chuukese	JF 2385	24	7/30/2018	4048	1		X	X								X	30 SHELTER STAY 2 SERVICES APPLIED 3 RESPITE 24 MEALS 12 TRANSPORTATION	10/15/2018
X	Filipino	EB 2386	36	8/22/2018	0006			X	X								X	29 SHELTER STAY 3 SERVICES APPLIED 0 RESPITE 66 MEALS 22 TRANSPORTATION	10/29/2018

**CATHOLIC SOCIAL SERVICE-FAMILY VIOLENCE SHELTER  
POPULATION CATEGORY**

**FISCAL YEAR 2019 (OCT 2018- SEPT 2019)**

US CITIZEN YES/NO	ETHNICITY	INITIALS AND CASE NO	AGE	DATE OF ADMISSION	SOCIAL SECURITY NUMBER	AGE OF			ABUSE		MARITAL STATUS					SITUATION	SPECIAL SERVICES	DATE OF DEPARTURE		
						BOYS	GIRL	PHYS	EMO	M	S	D	C	SP	W				PR	RR
X	Chamorro	DB 2372-2	35	9/5/2018	9362		3		X									X	30 SHELTER STAY 3 SERVICES APPLIED 2 RESPITE 45 MEALS 9 TRANSPORTATION	10/15/2018
X	Japanese	TS 2389	34	9/8/2018	4868	2	6	X	X									X	45 SHELTER STAY 3 SERVICES APPLIED 0 RESPITE 18 MEALS 3 TRANSPORTATION	10/15/2018
X	Chuukese	PR GSJ 4	30	9/13/2018	3792	11	6		X									X	GSJ SHELTER STAY 4 SERVICES APPLIED 0 RESPITE 24 MEALS 0 TRANSPORTATION	10/13/2018
X	Chuukese	KP 2390	30	10/26/2018	9564	3	10	X	X									X	18 SHELTER STAY 2 SERVICES APPLIED 1 RESPITE 9 MEALS 2 TRANSPORTATION	10/28/2018
X	Filipino	MB 2374-1 MB 2374-2	24 24	10/31/2018 1/10/2019	3503 3503	3yr	8 2 4mo		X									X	118 SHELTER STAY 14 SERVICES APPLIED 12 RESPITE 60 MEALS 68 TRANSPORTATION	11/2/2018 3/8/2019
X	Caucasian	MM 2391	45	11/2/2018	6950				X									X	1 SHELTER STAY 3 SERVICES APPLIED 0 RESPITE 6 MEALS 2 TRANSPORTATION	11/2/2018

**CATHOLIC SOCIAL SERVICE-FAMILY VIOLENCE SHELTER  
POPULATION CATEGORY  
FISCAL YEAR 2019 (OCT 2018- SEPT 2019)**

US CITIZEN YES/NO	ETHNICITY	INITIALS AND CASE NO.	AGE	DATE OF ADMISSION	SOCIAL SECURITY NUMBER	AGE OF CHILDEN		ABUSE		MARRITAL STATUS					SITUATION		SPECIAL SERVICES	DATE OF DEPARTURE		
						BOY	GIRL	PHY	EMO	M	S	D	C	SE	W	PRG			RPE	EME
X	Chamorro	SC 2392	39	11/13/2018	3912					X								X	3 SHELTER STAY 3 SERVICES APPLIED 0 RESPITE 9 MEALS 2 TRANSPORTATION	11/15/2018
X	Chuukese FSM	TI 2393	22	11/14/2018	4691		2		X	X	X							X	4 SHELTER STAY 3 SERVICES APPLIED 1 RESPITE 6 MEALS 2 TRANSPORTATION	11/15/2018
X	Chamorro	EC 2394 2394-1	59	11/26/2018 12/13/2018	976				X	X				X				X	39 SHELTER STAY 8 SERVICES APPLIED 0 RESPITE 120 MEALS 23 TRANSPORTATION	12/3/2018 2/7/2019
X	Chamorro	GT 2294-1	31	11/25/2018	570		8		X	X				X				X	471 SHELTER STAY 23 SERVICES APPLIED 5 RESPITE 141 MEALS 154 TRANSPORTATION	5/1/2019
X	Kosrean FSM	RS 2395	40	11/25/2018	8480		13 11 6			X				X				X	108 SHELTER STAY 9 SERVICES APPLIED 4 RESPITE 81 MEALS 26 TRANSPORTATION	12/21/2018
X	Chuukese	JS 2396	25	12/4/2018	7507		6mos		X					X				X	2 SHELTER STAY 2 SERVICES APPLIED 1 RESPITE 6 MEALS 2 TRANSPORTATION	12/5/2018

**CATHOLIC SOCIAL SERVICE-FAMILY VIOLENCE SHELTER  
POPULATION CATEGORY  
FISCAL YEAR 2019 (OCT 2018- SEPT 2019)**

US CITIZEN YES/NO	ETHNICITY	INITIALS AND CASE NO.	AGE	DATE OF ADMISSION	SOCIAL SECURITY NUMBER	AGE OF CHILDREN		ABUSE		MARITAL STATUS					SUPPORT PREFERENCE	SHELTER PREFERENCE	SPECIAL SERVICES	DATE OF DEPARTURE	
						BOY	GIRL	PHY	EMO	M	S	D	C	S					P
X	Korean	SL 2397 2397-1	23 24	12/11/2018 1/2/2019	7507				SA	DV					X		X	260 SHELTER STAY 53 SERVICES APPLIED 0 RESPITE 586 MEALS 145 TRANSPORTATION	12/28/2018 Active
X	Chamorro	JDS 2398	29	12/11/2018	8525	1 3	8		X					X			X	300 SHELTER STAY 25 SERVICES APPLIED 21 RESPITE 120 MEALS 71 TRANSPORTATION	3/14/2019
X	Saipanese	GA 2399	44	12/12/2018	6552			X	X				X				X	6 SHELTER STAY 4 SERVICES APPLIED 0 RESPITE 12 MEALS 12 TRANSPORTATION	12/17/2018
X	Filipino	JG 2252-1	26	12/18/2018	456	1	6 4	X	X	X							X	152 SHELTER STAY 10 SERVICES APPLIED 8 RESPITE 138 MEALS 30 TRANSPORTATION	2/10/2019
X	Chamorro	AB 2400	51	1/23/2019	6776				X								X	4 SHELTER STAY 2 SERVICES APPLIED 0 RESPITE 12 MEALS 3 TRANSPORTATION	1/26/2019
X	Chamorro	DC 2401	21	1/24/2019	Unknown		1 yr	X	X					X			X	10 SHELTER STAY 3 SERVICES APPLIED 1 RESPITE 15 MEALS 4 TRANSPORTATION	1/28/2019

**CATHOLIC SOCIAL SERVICE-FAMILY VIOLENCE SHELTER  
POPULATION CATEGORY  
FISCAL YEAR 2019 (OCT 2018- SEPT 2019)**

US CITIZEN YES/NO	ETHNICITY	INITIALS AND CASE NO	AGE	DATE OF ADMISSION	SOCIAL SECURITY NUMBER	AGE OF CHILDREN		ABUSE			MARRITAL STATUS					SITUATION	SPECIAL SERVICES	DATE OF DEPARTURE	
						BOY	GIRL	PHYS	EMO	M	S	D	C	SP	W				PRG
X	Filipino	LE 2402	26	1/28/2019	1164	3yrs		X	X		X						X	4 SHELTER STAY 3 SERVICES APPLIED 1 RESPITE 6 MEALS 1 TRANSPORTATION	1/29/2019
X	Chamorro	JC 2403	35	2/5/2019	6449	8		X	X		X							102 SHELTER STAY 6 SERVICES APPLIED 0 RESPITE 18 MEALS 4 TRANSPORTATION	3/28/2019
X	Chamorro	FS 2404	21	2/8/2019	9893		2mos	X	X		X							186 SHELTER STAY 9 SERVICES APPLIED 9 RESPITE 216 MEALS 40 TRANSPORTATION	5/12/2019
	Palauan	JD 2152-1	40	2/13/2019	8535	12 10 6 4	2	X	X		X							1374 SHELTER STAY 81 SERVICES APPLIED 82 RESPITE 390 MEALS 212 TRANSPORTATION	Active
X	Chamorro	KM 2405	25	3/8/2019	7898			X	X		X							1 SHELTER STAY 1 SERVICES APPLIED 0 RESPITE 3 MEALS 1 TRANSPORTATION	3/8/2019
X	Japanese	JT 2406	51	3/12/2019	1760			X	X		X							2 SHELTER STAY 1 SERVICES APPLIED 0 RESPITE 6 MEALS 1 TRANSPORTATION	3/13/2019

**CATHOLIC SOCIAL SERVICE-FAMILY VIOLENCE SHELTER  
POPULATION CATEGORY  
FISCAL YEAR 2019 (OCT 2018- SEPT 2019)**

US CITIZEN YES/NO	ETHNICITY	INFANTS AND CASE NO	AGE	DATE OF ADMISSION	SOCIAL SECURITY NUMBER	AGE OF CHILDREN		ABUSE PHY EMO	M	MARITAL STATUS					SITUATION	SPECIAL SERVICES	DATE OF DEPARTURE	
						BOY	GIRL			S	D	C	S	P				W
X	Kosrean	MS 2407	32	3/19/2019	4391	7	11	X	X	X						X	5 SHELTER STAY 2 SERVICES APPLIED 1 RESPITE 6 MEALS 1 TRANSPORTATION	3/19/2019
PRA	Chuuk	DN 2408	32	3/20/2019	8824	11	6	X	X	X						X	8 SHELTER STAY 2 SERVICES APPLIED 1 RESPITE 6 MEALS 2 TRANSPORTATION	3/21/2019
X	Chamorro	TR 2409	34	3/22/2019	8041	3	2	X	X	X						X	12 SHELTER STAY 2 SERVICES APPLIED 1 RESPITE 9 MEALS 2 TRANSPORTATION	3/24/2019
FSM	Chuukese	NM 2410	25	3/25/2019	1062	6mos	4	X	X	X						X	21 SHELTER STAY 2 SERVICES APPLIED 1 RESPITE 42 MEALS 3 TRANSPORTATION	4/13/2019
X	Chamorro	CB 2373-1	60	3/27/2019	8938			X			X					X	3 SHELTER STAY 1 SERVICES APPLIED 0 RESPITE 9 MEALS 5 TRANSPORTATION	3/29/2019
X	Palauan	LS 2411	33	4/3/2019	1110	5	1	X	X	X						X	21 SHELTER STAY 2 SERVICES APPLIED 1 RESPITE 21 MEALS 4 TRANSPORTATION	4/9/2019

**CATHOLIC SOCIAL SERVICE-FAMILY VIOLENCE SHELTER  
POPULATION CATEGORY  
FISCAL YEAR 2019 (OCT 2018- SEPT 2019)**

US CITIZEN YES/NO	ETHNICITY	INITIALS AND CASE NO	AGE	DATE OF ADMISSION	SOCIAL SECURITY NUMBER	AGE OF CHILDEN		ABUSE		MARRITAL STATUS					SITUATION					SPECIAL SERVICES	DATE OF DEPARTURE		
						BOY	GIRL	PHY	EMO	M	S	D	C	SP	W	PRD	RPE	EME					
X	Chamorro	IR 2412	24	4/9/2019	3404	7	10mo	X	X												X	12 SHELTER STAY 3 SERVICES APPLIED 2 RESPITE 9 MEALS 5 TRANSPORTATION	4/11/2019
X	Filipino	KD 2413	34	4/18/2019	6157	8	12		X	X											X	9 SHELTER STAY 2 SERVICES APPLIED 1 RESPITE 9 MEALS 1 TRANSPORTATION	4/20/2019
X	Chamorro	MQ 2414	28	5/1/2019	4521	1	3		X		X										X	6 SHELTER STAY 2 SERVICES APPLIED 2 RESPITE 6 MEALS 2 TRANSPORTATION	5/2/2019
X	Chamorro	TF 2317-2	31	5/10/2019	7415	6	11	X	X		X					X					X	42 SHELTER STAY 3 SERVICES APPLIED 2 RESPITE 30 MEALS 20 TRANSPORTATION	5/24/2019
X	Chamorro	CC 2388-1	42	5/31/2019	7975	1	14	X	X		X										X	75 SHELTER STAY 7 SERVICES APPLIED 6 RESPITE 72 MEALS 69 TRANSPORTATION	6/24/2019
X	Chamorro	LE 2415	34	6/6/2019	4966	15			X		X										X	67 SHELTER STAY 9 SERVICES APPLIED 1 RESPITE 105 MEALS 15 TRANSPORTATION	7/11/2019



**CATHOLIC SOCIAL SERVICE-FAMILY VIOLENCE SHELTER  
POPULATION CATEGORY  
FISCAL YEAR 2019 (OCT 2018- SEPT 2019)**

US CITIZEN YES/NO	ETHNICITY	INITIALS AND CASE NO.	AGE	DATE OF ADMISSION	SOCIAL SECURITY NUMBER	AGE OF CHILDREN		ABUSE			MARRITAL STATUS					SITUATION	SPECIAL SERVICES	DATE OF DEPARTURE			
						BOYS	GIRL	PHY	EMO	M	S	D	G	SP	W				PRD	RPE	EME
X	Chamorro	JB 2416	30	7/1/2019	6002					X	X	X							X	2 SHELTER STAY 2 SERVICES APPLIED 0 RESPITE 6 MEALS 3 TRANSPORTATION	7/2/2019
X	Chamorro	MG 2417	42	7/1/2019	O577	9mos	16	X	X	X		X							X	40 SHELTER STAY 2 SERVICES APPLIED 2 RESPITE 30 MEALS 6 TRANSPORTATION	7/10/2019
X	Chamorro	LL 2418	42	7/3/2019	O366			X	X	X		X							X	1 SHELTER STAY 2 SERVICES APPLIED 0 RESPITE 3 MEALS 2 TRANSPORTATION	7/3/2019
X	Chamorro	VSN 2351-1	27	7/4/2019	O221	8 7 3 2	5	X	X	X		X							X	66 SHELTER STAY 2 SERVICES APPLIED 2 RESPITE 33 MEALS 5 TRANSPORTATION	7/11/2019
X	Chamorro	AS 2419	35	7/5/2019	4323	14 1	13 3	X	X	X		X							X	437 SHELTER STAY 11 SERVICES APPLIED 6 RESPITE 105 MEALS 4 TRANSPORTATION	Active
X	Chamorro	MO 2420	29	8/2/2019	2420	13 6	12 9 3 1	X	X	X		X							X	35 SHELTER STAY 3 SERVICES APPLIED 2 RESPITE 15 MEALS 4 TRANSPORTATION	8/6/2019

**CATHOLIC SOCIAL SERVICE-FAMILY VIOLENCE SHELTER  
POPULATION CATEGORY  
FISCAL YEAR 2019 (OCT 2018- SEPT 2019)**

US CITIZEN YES/NO	ETHNICITY	INDIANS AND CASE NO	AGE	DATE OF ADMISSION	SOCIAL SECURITY NUMBER	AGE OF CHILDREN		ABUSE		MARRITAL STATUS					SITUATION			SPECIAL SERVICES	DATE OF DEPARTURE		
						BOY	GIRL	PHY	EMO	M	S	D	C	SP	W	BRQ	RPE			EME	
X	Pohnpeian	SY 2229-1	47	8/4/2019	3042		8	6	X	X		X							X	12 SHELTER STAY 3 SERVICES APPLIED 1 RESPITE 12 MEALS 6 TRANSPORTATION	8/7/2019
X	Chamorro	KM 2421	25	8/7/2019	8677	8	9m	X	X		X								X	8 SHELTER STAY 1 SERVICES APPLIED 1 RESPITE 6 MEALS 2 TRANSPORTATION	8/8/2019
X	Chamorro	CM 2078-2	31	8/17/2019	2839	10	13		X	X									X	60 SHELTER STAY 4 SERVICES APPLIED 2 RESPITE 34 MEALS 13 TRANSPORTATION	8/28/2019
X	Chamorro	NS 2422	37	8/27/2019		12	7	X	X		X								X	112 SHELTER STAY 6 SERVICES APPLIED 4 RESPITE 57 MEALS 37 TRANSPORTATION	9/24/2019
X	Chamorro	KS 2423	19	8/27/2019	4823	0		X	X		X								X	28 SHELTER STAY 6 SERVICES APPLIED 0 RESPITE 84 MEALS 12 TRANSPORTATION	9/24/2019
X	Chamorro	CB 2424	34	9/3/2019	6174	14	12	X				X							X	8 SHELTER STAY 2 SERVICES APPLIED 1 RESPITE 6 MEALS 2 TRANSPORTATION	9/4/2019

**CATHOLIC SOCIAL SERVICE-FAMILY VIOLENCE SHELTER  
POPULATION CATEGORY**

US CIVILIAN YES/NO	ETHNICITY	INITIALS AND CASE NO.	AGE	DATE OF ADMISSION	SOCIAL SECURITY NUMBER	AGE OF CHILDREN		ABUSE PHYS/EMO	MARRITAL STATUS	SITUATION	SPECIAL SERVICES	DATE OF DEPARTURE	
						BOYS	GIRL						
X	Filipino	GP 2425	43	9/12/2019	9606	17	4	X X X			X	57 SHELTER STAY 6 SERVICES APPLIED 4 RESPITE 36 MEALS 2 TRANSPORTATION	Active
	Jap Cit	NS 2426	28	9/23/2019	N/A		2	X X X			X	16 SHELTER STAY 5 SERVICES APPLIED 0 RESPITE 24 MEALS 7 TRANSPORTATION	Active
	FSM	AI 2427	32	9/24/2019	6168	10	1	X X X			X	28 SHELTER STAY 3 SERVICES APPLIED 9 RESPITE 21 MEALS 15 TRANSPORTATION	Active
	Chukese	AI 2427	32	9/24/2019	6168	10	1	X X X			X	12 SHELTER STAY 4 SERVICES APPLIED 0 RESPITE 12 MEALS 11 TRANSPORTATION	Active
X	Chamorro	TN 2428	41	9/27/2019	7397		14 12	X			X		Active

TOTAL NUMBER OF WOMEN: 58

TOTAL NUMBER OF CHILDREN: 116

BOYS 66 GIRLS 50

TOTAL NUMBER OF REPEATERS 18

ABUSE TOTALS: PHYSICAL 8 EMOTIONAL 9

SEXUAL 1 NOT INDICATED

BOTH (PHYSICAL/SEXUAL) 40 BOTH PHYSICAL/EMOTIONAL

**MARRITAL STATUS:**

SINGLE 39

MARRIED 15

DIVORCE 1

NOT INDICATED

WIDOW 1

COMMONLAW 2

SEPARATED

NOT INDICATED


**SITUATIONAL STATUS:**

EMERGENCY 58

NOT INDICATED

PREGNANT 1

RAPED



Beverlylyn C. Coleman, Program Manager

**CATHOLIC SOCIAL SERVICE CHILDREN'S SHELTER  
POPULATION CATEGORY  
FY 2019 (OCT 2018-SEPT 2019)**

US CITIZEN MBS NO	ETHNICITY	INITIALS AND CASE NO.	DATE OF ADMISSIONS	AGE	MALE	FEMALE	ABUSE OR NEGLECT	SPECIAL SERVICES	NO.	DATE OF DEPARTURE
X	Chamorro	R.O 132-2017	11/21/17	7	1			GENERAL SERVICES MEALS TEACHING ACTIVITIES MEDICATION/Vitamins CONTACTS TRANSPORTATION	392 940 1116 752 0 8 252	4/8/2019
X	Chuukese	D.S 142-2018-01	10/13/18	10	1			GENERAL SERVICES MEALS TEACHING ACTIVITIES MEDICATION/Vitamins CONTACTS TRANSPORTATION	527 1237 1294 946 0 67 350	7/2/2019
X	Chuukese	R.H 143-2018-01	03/07/18	2	1			GENERAL SERVICES MEALS TEACHING ACTIVITIES MEDICATION/Vitamins CONTACTS TRANSPORTATION	338 838 891 553 0 1 19	3/18/2019
X	Chamorro	B.I 145-2018-02	08/20/18	7		1		GENERAL SERVICES MEALS TEACHING ACTIVITIES MEDICATION/Vitamins CONTACTS TRANSPORTATION	45 88 108 72 18 0 30	10/18/2018
X	Chuukese	R.R 154-2018-01	09/28/18	11	1			GENERAL SERVICES MEALS TEACHING ACTIVITIES MEDICATION/Vitamins CONTACTS TRANSPORTATION	376 928 1107 743 0 9 246	4/6/2019

**CATHOLIC SOCIAL SERVICE CHILDREN'S SHELTER  
POPULATION CATEGORY  
FY 2019 (OCT 2018-SEPT 2019)**

US CHILDREN YES NO	ETHNICITY	INITIALS AND CASE NO.	DATE OF ADMISSIONS	AGE	MALE	FEMALE	ABUSE OR NEGLECT	SPECIAL SERVICES	NO.	DATE OF DEPARTURE
X	Chuukees	J.S 156-2018	07/10/18	1	1			GENERAL SERVICES MEALS TEACHING ACTIVITIES MEDICATION/Vitamins CONTACTS TRANSPORTATION	145 339 408 338 0 9 15	12/19/2018
X	Chamorro	W.M 158-2018	08/16/18	6	1			GENERAL SERVICES MEALS TEACHING ACTIVITIES MEDICATION/Vitamins CONTACTS TRANSPORTATION	718 1817 1722 1308 49 119 540	Active
X	Chamorro	W.M 159-2018	08/16/18	4	1			GENERAL SERVICES MEALS TEACHING ACTIVITIES MEDICATION/Vitamins CONTACTS TRANSPORTATION	724 1293 1722 1428 0 140 295	Active
X	Chamorro	W.M 161-2018	08/30/18	2		1		GENERAL SERVICES MEALS TEACHING ACTIVITIES MEDICATION/Vitamins CONTACTS TRANSPORTATION	234 585 714 588 0 13 30	2/7/2019
X	Chamorro	R.B 163-2018	09/22/18	9mon	1			GENERAL SERVICES MEALS TEACHING ACTIVITIES MEDICATION/Vitamins CONTACTS TRANSPORTATION	298 745 753 732 5 1 33	2/26/2019

**CATHOLIC SOCIAL SERVICE CHILDREN'S SHELTER  
POPULATION CATEGORY  
FY 2019 (OCT 2018-SEPT 2019)**

US CITIZEN YES NO	ETHNICITY	INITIALS AND CASE NO.	DATE OF ADMISSIONS	AGE	MADE	REMADE	ABUSE OR NEGLECT	SPECIAL SERVICES	NO.	DATE OF DEPARTURE
X	Filipino	C.S 164-2018	09/26/18	2		1		GENERAL SERVICES MEALS TEACHING ACTIVITIES MEDICATION/Vitamins CONTACTS TRANSPORTATION	143 357 432 328 0 12 32	12/1/2018
X	Chuukese	T.R 14-2018-01	09/28/18	9	1			GENERAL SERVICES MEALS TEACHING ACTIVITIES MEDICATION/Vitamins CONTACTS TRANSPORTATION	434 1080 1167 805 0 20 280	4/26/2019
X	Filipino	M.C 165-2018	10/29/18	9	1			GENERAL SERVICES MEALS TEACHING ACTIVITIES MEDICATION/Vitamins CONTACTS TRANSPORTATION	633 1578 1548 1180 0 121 427	Active
X	Chamorro	W.M 166-2018	12/11/18	3	1			GENERAL SERVICES MEALS TEACHING ACTIVITIES MEDICATION/Vitamins CONTACTS TRANSPORTATION	413 965 1026 818 0 55 788	Active
X	Chamorro	E.H 120-2017-1	01/07/19	3	1			GENERAL SERVICES MEALS TEACHING ACTIVITIES MEDICATION/Vitamins CONTACTS TRANSPORTATION	514 1338 1122 940 41 137 394	Active

**CATHOLIC SOCIAL SERVICE CHILDREN'S SHELTER  
POPULATION CATEGORY  
FY 2019 (OCT 2018-SEPT 2019)**

US CITIZEN YES NO	ETHNICITY	INITIALS AND CASE NO.	DATE OF ADMISSIONS	AGE	MALE	FEMALE	ABUSE OR NEGLECT	SPECIAL SERVICES	NO.	DATE OF DEPARTURE
X	Chamorro	W.M. 167-2019	02/07/19	1	1			GENERAL SERVICES MEALS TEACHING ACTIVITIES MEDICATION/Vitamins CONTACTS TRANSPORTATION	475 1195 874 676 7 129 133	Active
X	Chuukese	E.L. 119-2017-1	03/05/19	9	1			GENERAL SERVICES MEALS TEACHING ACTIVITIES MEDICATION/Vitamins CONTACTS TRANSPORTATION	414 991 638 1709 276 163 305	Active
X	Chamorro	T.Q 168-2019	03/27/19	9	1			GENERAL SERVICES MEALS TEACHING ACTIVITIES MEDICATION/Vitamins CONTACTS TRANSPORTATION	382 882 602 529 0 127 186	Active
X	Chuukese	JS 169-2019	04/11/19	9	1			GENERAL SERVICES MEALS TEACHING ACTIVITIES MEDICATION/Vitamins CONTACTS TRANSPORTATION	297 597 272 261 0 160 131	8/23/2019
X	Chamorro	PC 170-2019	04/12/19	1 week	1			GENERAL SERVICES MEALS TEACHING ACTIVITIES MEDICATION/Vitamins CONTACTS TRANSPORTATION	10 20 10 5 0 3 1	4/17/2019

**CATHOLIC SOCIAL SERVICE CHILDREN'S SHELTER  
POPULATION CATEGORY  
FY 2019 (OCT 2018-SEPT 2019)**

US CITIZEN YES NO	ETHNICITY	INITIALS AND CASE NO.	DATE OF ADMISSIONS	AGE	MATR.	DEMATR.	ABUSE OR NEGLECT	SPECIAL SERVICES	NO.	DATE OF DEPARTURE
X	Chamorro	AO 171-2019	04/20/19	5	1			GENERAL SERVICES MEALS TEACHING ACTIVITIES MEDICATION/Vitamins CONTACTS TRANSPORTATION	113 259 132 132 0 64 44	7/23/2019
	African American	DT 172-2019	05/13/19	13	1			GENERAL SERVICES MEALS TEACHING ACTIVITIES MEDICATION/Vitamins CONTACTS TRANSPORTATION	6 10 10 8 0 3 3	5/14/2019
	Chamorro	LG 173-2019	05/16/19	13	1			GENERAL SERVICES MEALS TEACHING ACTIVITIES MEDICATION/Vitamins CONTACTS TRANSPORTATION	159 473 124 78 0 75 223	8/23/2019
	Filipino	CS 160-2018-1	07/03/19	2		1		GENERAL SERVICES MEALS TEACHING ACTIVITIES MEDICATION/Vitamins CONTACTS TRANSPORTATION	25 125 32 20 0 21 68	7/29/2019
	Chuukese	RS 174-2019	07/24/19	5	1			GENERAL SERVICES MEALS TEACHING ACTIVITIES MEDICATION/Vitamins CONTACTS TRANSPORTATION	183 441 308 158 14 266 186	Active



**CATHOLIC SOCIAL SERVICE CHILDREN'S SHELTER  
POPULATION CATEGORY  
FY 2019 (OCT 2018-SEPT 2019)**

US CHILDREN YES NO	ETHNICITY	INITIALS AND CASE NO.	DATE OF ADMISSIONS	AGE	MALE	FEMALE	ABUSE OR NEGLECT	SPECIAL SERVICES	NO.	DATE OF DEPARTURE
	Chamorro	TT 175-2019	07/29/19	16		1		GENERAL SERVICES MEALS TEACHING ACTIVITIES MEDICATION/vitamins CONTACTS TRANSPORTATION	134 256 153 115 31 77 62	9/19/2019
	Chamorro	RB 176-2019	08/02/19	16		1		GENERAL SERVICES MEALS TEACHING ACTIVITIES MEDICATION/vitamins CONTACTS TRANSPORTATION	69 236 136 99 8 54 43	9/19/2019
	Chamorro	NI 178-2019	08/27/19	7	1			GENERAL SERVICES MEALS TEACHING ACTIVITIES MEDICATION/vitamins CONTACTS TRANSPORTATION	33 41 51 24 0 10 7	9/4/2019
	Chaukese	AS 177-2019	08/09/19	3		1		GENERAL SERVICES MEALS TEACHING ACTIVITIES MEDICATION/vitamins CONTACTS TRANSPORTATION	104 295 212 123 0 34 64	Active

TOTAL NUMBER OF CHILDREN FOR THE MONTH : 29

BOYS 22 GIRLS 7

REPORT SUBMITTED BY:



Beverlyn C. Coleman

GENERAL SERVICES:	8338
MEALS	19949
TEACHING	18684
ACTIVITIES	15468
MEDICATION/vitamins	449
CONTACTS	1898
TRANSPORTATION	5187

# NON-EXPENDABLE PROPERTY INVENTORY UNDER \$500.

Alice Shelter FY 19 (Oct 01, 2018-Sept 30, 2019)

PROGRAM NAME: Alice I

Date Acquired		Item Description		QTY	MAKE/MODEL	SERIAL NUMBER	UNIT COST	Purchased or leased or Donated by	Purchased/lease Program Income	LOCATION	Condition w, Fair, P, Use			Remarks	
											N	F	P	Use	
		Printer		1			Donated	OVW STOP PROGRAM		CSS IT	X		X	0	Not printing
		Projector		1	Think Centre		Donated	Guam Coalition		Office		X		100%	
		Computer Tower		1	ASUS		Donated					X		100	
		Computer Monitor		1	Logitech		Donated			Admin Assist		X		100	
		Computer Mouse		1	Lenovo		Donated					X		100	
		Computer Key Board		1	IBM Wheel Writer Series		Donated			Work Station		X		100	
		Typewriter		1			Donated					X		100	
		Lap Top		1	HP		Donated	BBBS grant		Social Worker		X		100	
		Lap top		1	ASUS		Donated	GTA		Social Worker		X		100	
		Laptop		1	Toshiba		Donated			Work station		X		100	client use
		All-in-one Printer		1	HP Office Jet 7210		Donated			Admin Assist		X		100	
		Printer		1	HP Photosmart 7260	CN3702B311	Donated			Storage			X	0	
		Paper Cutter		1	Ingento GT		Donated			Filing Room		X		100	
		Binding Tool		1	Fellows PB100		Donated			Filing Room		X		0	
		Paper Shredder		1	Remington		Donated			Work Station		X		100	
		Scanner		1	Cannon 3000 ex	UZN067325	Donated			Main office IT			X	0	
		20" TV w/Remote		1	Sylvania	J34817890	Donated			Program Manager		X		100	
		Digital Cordless Phone		3	6.0 Panasonic KX TG6411	2GBQE029163	Donated		Donation fund	Landline use		X		0	
		BLU Bold Cellphone		1	487-6170 Cell Phone		Loaned		Guam Coalition	Hotline Cell		X		50	
		BLU Bold Cellphone		1	487-6411 Cellphone		Loaned		Guam Coalition	For Client Use		X		50	
Mar-16		Camera Monitor		1			Purchased		NOWC			X		100	
Mar-16		Ram Camera System		1								X		100	
16-Mar		CCTV Camera System		4					Navy officers wives			X			
		Digital Cordless Phone		1						Hotline Cell		X		100	
		Gate monitor/intercom		2					USAA grant			X		100	
		Metal Filing Cabinet		1	Kokoyuko 4 drawer	N/A	Donated			Social Worker		X		100	
		Work Desk		1	wooden	N/A	Donated			Work Station		X		100	
		Office Chair		3	Blue w/heels	N/A	Donated			Work Station		X		100	
		Shelf w/Basket		1	Metal		Donated			Work Station		X		100	
		3 Tier Shelf		1	Wooden		Donated			Work Station		X		100	
		Plastic Trash Bin Small		1	Gray		Donated			Work Station		X		100	
		Office Desk		1	Beige 2pc Set		Donated			Social Worker		X		100	
		End Table		2	Wooden/ Varnished		Donated			Work Station		X		100	

**NON-EXPENDABLE PROPERTY INVENTORY UNDER \$500.**

**Alee Shelter FY 19 (Oct 01, 2018-Sept 30, 2019)**

PROGRAM NAME: Alee Shelter 1

Date Acquired	Item Description	QTY	Office/Shelter Furniture		SERIAL NUM	UNIT COST	Purchased or leased or Donated by	Purchased/lease with Program Fund or Program Income	LOCATION	Condition w, Fair, P Program			Remarks
			MAKE/MODEL	MADE						N	F	P	
	Office Chair	1	Black with Wheels				Donated		Social Worker	X			
	Writing Desk	1	Wooden/Varnished				Donated		Room #3	X			
	Office Chair	1	Gray With Wheels				Donated		Work Station	X			
	Key Box	1	Wooden Tan				Donated		Admin Assist	X			
	Metal Filing Cabinet	1					Donated		Social Worker	X			
	Office Desk	1	Tan 2 pieces Set				Donated		Work Station	X			
	Plastic Kids Chair	2	Beige				Donated		Recreation Area	X			
	Square Kiddies Table	1	Wooden Yellow				Donated		Recreation Area	X			
	Side Table	1	Wicker				Donated		Main Entrance	X			
	Chair	1	Wicker				Donated		Back Patio	X			
	End Tables	2	Varnished Wood				Donated		Living Room	X			
	Sofa	1	Black Leather				Donated		Living Room	X			
	3 Tier Shelf	1	Plastic				Donated		Storage Room	X			
	Sofa	2	Beige				Donated		Living Room	X			
	Dining Chairs	6	Brown Wooden				Purchased	Donation fund	Living Room	X			
	Round Dining Table	1	Wooden w/Stones				Donated		Living Room	X			
	Dining table	1	Brown Woo				Purchase	Donation fund	Living Room	X			
	Baby High Chair	1	Evenflo				Donated		Living Room		X		
	Baby High Chair	1	Graco				Donated		Living Room		X		
	Round Table	1	White wooden				Donated		Living Room	X			
	TV Stand	1	Wooden w/Wheels				Donated		Room 1	X			
	Rectangle Table	1	White Wooden				Donated		Living Room	X			
	2 Door Sliding Cabinet	1	Metal Beige				Donated		Work Station	X			
	Stool	2	White Wicker				Donated		Library	X			
	Lounge Chair	1	Wooden White				Donated		Kitchen	X			
	Kiddies Chair	1	Plastic Yellow				Donated		Library	X			
	3 Drawer Filing Cabinet	1	Beige Metal				Donated		Library	X			
	4 Drawer Filing Cabinet	4	Metal Beige				Donated		Filing Room	X			
	Table	1	Metal Beige				Donated		Filing Room	X			
	Folding Chair	1	Wooden White				Donated		Filing Room	X			
	Telephone	1	Cordless w/Handset				Purchased	Donation fund	Work Station		X		
		1	3pcs Cordless Phone				Purchased	Donation fund	Work Station	X			

**NON-EXPENDABLE PROPERTY INVENTORY UNDER \$500.**

**Alee Shelter FY 19 (Oct 01, 2018-Sept 30, 2019)**

**PROGRAM NAME: Alee Shelter 1**

**Location: CATHOLIC SOCIAL SERVICE, 243-A ARMY JUAN C. FEJERAN ST. BARRIGADA**

Date Acquired	Item Description	Office/Shelter Furniture			Purchased or leased by	Purchased/leased with Program Funds	Condition			Remarks		
		QTY	MAKE/MODEL	SERIAL NUM			LOCATIONS	(New, Fair, Poor)	F		P	Use
	Sofa	1	Green		Donated		Program Manager	X			100	
	Office Desk	1	Wooden/Cherry		Donated		Program Manager	X			100	
	Picture Frames	5	Brown	N/A	Donated		Program Manager	X			100	
		2	Gold Trimmed	N/A	Donated		Program Manager	X			100	
	5 Tier Bookshelf	1	Wooden	N/A	Donated		Program Manager	X			100	
	2 Drawer Dresses	7	Wooden		Donated		Rooms	X			100	
	Baby Cribs	2			Donated		Rooms	X			100	
	Window Blinds	9	White		Donated		Rooms	X			100	
	Bar Stools	2	Black/ Metal Frame	N/A	Donated		Kitchen	X			100	2 broken 7/19/1
Jul-18	Stand Up Freezer	1		N/A	Purchased	Donation fund	Kitchen	X			100	
Jan-19	Standu Up freezer	1			Donated		Dining room	X			100	
Jul-19	Deep Freezer	1			donated		Storage Room	X			100	
	2 Door Cabinets	1	Wooden	N/A	Donated		Laundry Room	X			100	
	Chairs	20	White Plastic	N/A	Donated	discarded	Laundry Room		X		0	Damage 7/2015
	Trash Bin	1	Plastic Blue		Donated		Back Patio	X			100	
	4 Drawer Dresser	1	Brown Wooden		Donated		Storage Room	X			100	
	Car seat	1	Infant Gray		Donated		Storage Room				100	
		1	Child Gray		Donated		Storage Room	X			100	
	Auto Baby Bouncer	1	Booster Seat		Donated		Storage Room	X			100	
	Play Pen	1	Graco		Donated		Storage Room	X			100	
	4 Tier Shelf	3	Plastic		Donated		Storage Room	X			100	
	Toddler Bed	1	wooden		Donated		Rooms	X			100	
		2	Metal		Donated		Rooms	X			100	
	Clothes Rack	8	Metal		Donated		Room	X			100	
	Lamps	6			Donated		Rooms	X			100	
	Table Lamps	2	Wooden		Donated		Rooms	X			100	
	Bed	1	Queen Size		Donated		Rooms	X			100	
		2	King Size		Donated		Rooms	X			100	
		8	Twin		Donated		Rooms	X			100	
		1	Full Size		Donated		Rooms	X			100	
	Table Lamp	2	Beige		Donated		Rooms	X			100	
	Rice Cooker	1	Tiger White	N/A	Donated		Living Room	X			100	
					Donated		Kitchen	X			100	

**NON-EXPENDABLE PROPERTY INVENTORY UNDER \$500.**

**Alee Shelter FY 19 (Oct 01, 2018-Sept 30, 2019)**

Location: CATHOLIC SOCIAL SERVICE, 243-A ARMY JUAN C. FEJERAN ST. BARRIGADA

Date Acquired	Office/Shelter Furniture				Purchased or leased by	Purchased/leased Program Income	LOCATION (New, Fair, Poor)		Condition		% of Program Use	Remarks
	Item Description	QTY	MAKE/MODEL	SERIAL NUM			UNIT COST	N	F	P		
	Electric Stove Range	1					Kitchen		X			
1/7/2016	Stand up Refrigerator	1	Koolaire commercial		5010	Donated	JWS Regriderat	GJS	X			100
1/7/2016	Stand up Refrigerator	1	Koolaire commercial			Donated	JWS Regriderat	GJS	X			100
	9,000 BTU AC	1	Goodman		975	Donated	JWS Regrideration		X			
	12,000 BTU AC	1	Galanz		795	Donated	JWS Regrideration		X			
	24,000 BTU AC	1	Galanz		960	Donated	JWS Regrideration		X			
10/15/16	12,000 BTU AC	2	Goodman		866.4	Purchased	Donation Funds					
	Washing Machine	1	Whirlpool			Purchased	Take Care Grant	Laundry Room				not wor
	Dryer Machine	1	Whirlpool			Purchased	Take Care Grant	Laundry Room	X			Jul-19
	Microwave	1	Sanyo/White		N/A	Donated		Kitchen		X		100
	Bushcutter	1				Purchased		Support Service	X			Support Service
	Blower	1	Otroy-Bilt			Purchased		Support Service	X			Support Service
	Ladder	1						Storage	X			50
September	Butane Stove	1				purchased		Storage	X			50
		2	Brown Wooden		N/A	Donated		Alee II		X		100
		1	Bookshelf		N/A	Donated		Alee II		X		100
		1	Beige		N/A	Donated		Alee II		X		100
		1	Blue & White		N/A	Donated		Alee II		X		100
		1	Brown Large Shelf		N/A	Donated		Alee II		X		100
		1	5 Tier Shelf			Donated		Alee II		X		100
	Dining Table Set	1	Dining table & 6 chairs			Donated		Alee II		X		100
		1	Wooden			Donated		Alee II		X		100
		1	Plastic Graco			Donated		Alee II		X		100
		1	Plastic J. Mason			Donated		Alee II		X		100
Jan-11		1	Fisher Price			Donated		Alee II		X		100
	Bakers Rack	1				Donated		Alee II		X		100
	TV Stand	1				Donated		Alee II		X		100
	End Tables	3				Donated		Alee II		X		100
	Bunk Beds	1	Wooden			Donated		Alee II		X		100
		1	White			Donated		Alee II		X		100

Beverlyn C. Coleman, Program Manager

**FY-2019 EXPENDITURE REPORT  
CATHOLIC SOCIAL SERVICE  
ALEE SHELTER**

**FOR THE MONTH ENDING:      OCTOBER 31, 2018**

PERSONNEL & BENEFITS COSTS (110/111)	ADMINISTRATIVE COSTS		SERVICE EXPENDITURES		TOTAL	
	CURRENT	CUMULATIVE	CURRENT	CUMULATIVE	CURRENT	Y-T-D CUMULATIVE
Salaries	\$ 3,795.46	\$ 3,795.46	\$ 18,332.65	\$ 18,332.65	\$ 22,128.11	\$ 22,128.11
FICA	\$ 290.35	\$ 290.35	\$ 1,402.45	\$ 1,402.45	\$ 1,692.80	\$ 1,692.80
Health & Welfare		\$ -	\$ 6,614.72	\$ 6,614.72	\$ 6,614.72	\$ 6,614.72
H & W FICA		\$ -	\$ 506.03	\$ 506.03	\$ 506.03	\$ 506.03
Fringe Benefit	\$ 94.22	\$ 94.22		\$ -	\$ 94.22	\$ 94.22
<b>Subtotal (110/111)</b>	<b>\$ 4,180.03</b>	<b>\$ 4,180.03</b>	<b>\$ 26,855.85</b>	<b>\$ 26,855.85</b>	<b>\$ 31,035.88</b>	<b>\$ 31,035.88</b>
<b>TRAVEL (220)</b>						
Local Mileage		\$ -		\$ -	\$ -	\$ -
		\$ -		\$ -	\$ -	\$ -
<b>Sub Total (220)</b>	<b>\$ -</b>	<b>\$ -</b>	<b>\$ -</b>	<b>\$ -</b>	<b>\$ -</b>	<b>\$ -</b>
<b>CONTRACTUAL (230)</b>						
Equipment Maintenance	\$ 15.44	\$ 15.44	\$ 19.99	\$ 19.99	\$ 35.43	\$ 35.43
Lease Equipment	\$ 44.55	\$ 44.55		\$ -	\$ 44.55	\$ 44.55
Building Rent	\$ 1,405.00	\$ 1,405.00		\$ -	\$ 1,405.00	\$ 1,405.00
Staff Certification/Training		\$ -		\$ -	\$ -	\$ -
Drug Testing	\$ 3.20	\$ 3.20	\$ 80.00	\$ 80.00	\$ 83.20	\$ 83.20
Payroll Fee	\$ 4.96	\$ 4.96	\$ 31.87	\$ 31.87	\$ 36.83	\$ 36.83
Insurance	\$ 188.66	\$ 188.66	\$ 318.91	\$ 318.91	\$ 507.57	\$ 507.57
Printing		\$ -		\$ -	\$ -	\$ -
Audit		\$ -	\$ 116.88	\$ 116.88	\$ 116.88	\$ 116.88
Fire System		\$ -	\$ 256.12	\$ 256.12	\$ 256.12	\$ 256.12
Trash Removal	\$ 65.85	\$ 65.85	\$ 195.91	\$ 195.91	\$ 261.76	\$ 261.76
Workman's Compensation		\$ -		\$ -	\$ -	\$ -
Building Maintenance	\$ 110.79	\$ 110.79	\$ 40.76	\$ 40.76	\$ 151.55	\$ 151.55
		\$ -		\$ -	\$ -	\$ -
		\$ -		\$ -	\$ -	\$ -
		\$ -		\$ -	\$ -	\$ -
<b>Subtotal (230)</b>	<b>\$ 1,838.45</b>	<b>\$ 1,838.45</b>	<b>\$ 1,060.44</b>	<b>\$ 1,060.44</b>	<b>\$ 2,898.88</b>	<b>\$ 2,898.88</b>
<b>SUPPLIES AND MATERIALS (240)</b>						
Office Supplies	\$ 41.64	\$ 41.64	\$ 28.50	\$ 28.50	\$ 70.14	\$ 70.14
Household Supplies	\$ 14.40	\$ 14.40	\$ 181.56	\$ 181.56	\$ 195.96	\$ 195.96
Food		\$ -	\$ 750.00	\$ 750.00	\$ 750.00	\$ 750.00
Fuel	\$ 27.33	\$ 27.33	\$ 500.00	\$ 500.00	\$ 527.33	\$ 527.33
<b>Subtotal (240)</b>	<b>\$ 83.37</b>	<b>\$ 83.37</b>	<b>\$ 1,460.06</b>	<b>\$ 1,460.06</b>	<b>\$ 1,543.43</b>	<b>\$ 1,543.43</b>
<b>EQUIPMENT (250) (under \$5000.00)</b>						
		\$ -		\$ -	\$ -	\$ -
		\$ -		\$ -	\$ -	\$ -
<b>Subtotal (250)</b>	<b>\$ -</b>	<b>\$ -</b>	<b>\$ -</b>	<b>\$ -</b>	<b>\$ -</b>	<b>\$ -</b>
<b>MISCELLANEOUS (290)</b>						
Client Assistance		\$ -		\$ -	\$ -	\$ -
License/Fees		\$ -		\$ -	\$ -	\$ -
		\$ -		\$ -	\$ -	\$ -
<b>Subtotal (290)</b>	<b>\$ -</b>	<b>\$ -</b>	<b>\$ -</b>	<b>\$ -</b>	<b>\$ -</b>	<b>\$ -</b>
<b>UTILITIES (360)</b>						
Power	\$ 283.68	\$ 283.68	\$ 1,547.52	\$ 1,547.52	\$ 1,831.20	\$ 1,831.20
Water	\$ 9.50	\$ 9.50	\$ 669.59	\$ 669.59	\$ 679.09	\$ 679.09
Telephone/Facsimile	\$ 53.15	\$ 53.15	\$ 255.15	\$ 255.15	\$ 308.30	\$ 308.30
<b>Subtotal (360)</b>	<b>\$ 346.33</b>	<b>\$ 346.33</b>	<b>\$ 2,472.26</b>	<b>\$ 2,472.26</b>	<b>\$ 2,818.59</b>	<b>\$ 2,818.59</b>
<b>CAPITAL OUTLAY (450) (over \$5000.00)</b>						
		\$ -		\$ -	\$ -	\$ -
		\$ -		\$ -	\$ -	\$ -
<b>Subtotal (450)</b>	<b>\$ -</b>	<b>\$ -</b>	<b>\$ -</b>	<b>\$ -</b>	<b>\$ -</b>	<b>\$ -</b>
<b>GRAND TOTAL</b>	<b>\$ 6,448.18</b>	<b>\$ 6,448.18</b>	<b>\$ 31,848.61</b>	<b>\$ 31,848.61</b>	<b>\$ 38,296.78</b>	<b>\$ 38,296.78</b>

**FY-2019 EXPENDITURE REPORT  
CATHOLIC SOCIAL SERVICE  
ALEE SHELTER (CHILDREN)**

**FOR THE MONTH ENDING:      OCTOBER 31, 2018**

PERSONNEL & BENEFITS COSTS (110/111)	ADMINISTRATIVE COSTS		SERVICE EXPENDITURES		TOTAL	
	CURRENT	CUMULATIVE	CURRENT	CUMULATIVE	CURRENT	Y-T-D CUMULATIVE
Salaries	\$ 4,219.29	\$ 4,219.29	\$ 20,926.38	\$ 20,926.38	\$ 25,145.67	\$ 25,145.67
FICA	\$ 322.78	\$ 322.78	\$ 1,600.87	\$ 1,600.87	\$ 1,923.65	\$ 1,923.65
Health & Welfare		\$ -	\$ 7,640.64	\$ 7,640.64	\$ 7,640.64	\$ 7,640.64
H & W FICA		\$ -	\$ 584.51	\$ 584.51	\$ 584.51	\$ 584.51
Fringe Benefits	\$ 106.00	\$ 106.00		\$ -	\$ 106.00	\$ 106.00
<b>Subtotal (110/111)</b>	<b>\$ 4,648.07</b>	<b>\$ 4,648.07</b>	<b>\$ 30,752.40</b>	<b>\$ 30,752.40</b>	<b>\$ 35,400.47</b>	<b>\$ 35,400.47</b>
<b>TRAVEL (220)</b>						
Local Mileage		\$ -		\$ -	\$ -	\$ -
		\$ -		\$ -	\$ -	\$ -
<b>Sub Total (220)</b>	<b>\$ -</b>	<b>\$ -</b>	<b>\$ -</b>	<b>\$ -</b>	<b>\$ -</b>	<b>\$ -</b>
<b>CONTRACTUAL (230)</b>						
Equipment Maintenance	\$ 61.89	\$ 61.89		\$ -	\$ 61.89	\$ 61.89
Lease Equipment	\$ 50.12	\$ 50.12		\$ -	\$ 50.12	\$ 50.12
Building Rent	\$ 1,581.15	\$ 1,581.15	\$ 2,300.00	\$ 2,300.00	\$ 3,881.15	\$ 3,881.15
Staff Certification/Training		\$ -		\$ -	\$ -	\$ -
Drug Testing	\$ 3.60	\$ 3.60	\$ 60.00	\$ 60.00	\$ 63.60	\$ 63.60
Payroll Fee	\$ 5.58	\$ 5.58	\$ 31.77	\$ 31.77	\$ 37.35	\$ 37.35
Insurance	\$ 212.25	\$ 212.25	\$ 318.90	\$ 318.90	\$ 531.15	\$ 531.15
Printing		\$ -		\$ -	\$ -	\$ -
Audit		\$ -	\$ 131.48	\$ 131.48	\$ 131.48	\$ 131.48
Fire System		\$ -		\$ -	\$ -	\$ -
Trash Removal	\$ 74.08	\$ 74.08	\$ 206.95	\$ 206.95	\$ 281.03	\$ 281.03
Workman's Compensation		\$ -		\$ -	\$ -	\$ -
Building Maintenance	\$ 124.63	\$ 124.63		\$ -	\$ 124.63	\$ 124.63
		\$ -		\$ -	\$ -	\$ -
		\$ -		\$ -	\$ -	\$ -
		\$ -		\$ -	\$ -	\$ -
<b>Subtotal (230)</b>	<b>\$ 2,113.30</b>	<b>\$ 2,113.30</b>	<b>\$ 3,049.10</b>	<b>\$ 3,049.10</b>	<b>\$ 5,162.41</b>	<b>\$ 5,162.41</b>
<b>SUPPLIES AND MATERIALS (240)</b>						
Office Supplies	\$ 46.85	\$ 46.85		\$ -	\$ 46.85	\$ 46.85
Household Supplies	\$ 16.20	\$ 16.20	\$ 180.97	\$ 180.97	\$ 197.17	\$ 197.17
Food		\$ -	\$ 750.00	\$ 750.00	\$ 750.00	\$ 750.00
Fuel	\$ 30.75	\$ 30.75	\$ -	\$ -	\$ 30.75	\$ 30.75
<b>Subtotal (240)</b>	<b>\$ 93.80</b>	<b>\$ 93.80</b>	<b>\$ 930.97</b>	<b>\$ 930.97</b>	<b>\$ 1,024.77</b>	<b>\$ 1,024.77</b>
<b>EQUIPMENT (250) (under \$5000.00)</b>						
		\$ -		\$ -	\$ -	\$ -
		\$ -		\$ -	\$ -	\$ -
<b>Subtotal (250)</b>	<b>\$ -</b>	<b>\$ -</b>	<b>\$ -</b>	<b>\$ -</b>	<b>\$ -</b>	<b>\$ -</b>
<b>MISCELLANEOUS (290)</b>						
Client Assistance		\$ -		\$ -	\$ -	\$ -
Licenses/Fees		\$ -		\$ -	\$ -	\$ -
		\$ -		\$ -	\$ -	\$ -
<b>Subtotal (290)</b>	<b>\$ -</b>	<b>\$ -</b>	<b>\$ -</b>	<b>\$ -</b>	<b>\$ -</b>	<b>\$ -</b>
<b>UTILITIES (360)</b>						
Power	\$ 319.14	\$ 319.14	\$ 1,178.06	\$ 1,178.06	\$ 1,497.20	\$ 1,497.20
Water	\$ 10.69	\$ 10.69	\$ 145.84	\$ 145.84	\$ 156.53	\$ 156.53
Telephone/Facsimile	\$ 59.80	\$ 59.80	\$ 151.16	\$ 151.16	\$ 210.96	\$ 210.96
<b>Subtotal (360)</b>	<b>\$ 389.63</b>	<b>\$ 389.63</b>	<b>\$ 1,475.06</b>	<b>\$ 1,475.06</b>	<b>\$ 1,864.69</b>	<b>\$ 1,864.69</b>
<b>CAPITAL OUTLAY (450) (over \$5000.00)</b>						
		\$ -		\$ -	\$ -	\$ -
		\$ -		\$ -	\$ -	\$ -
<b>Subtotal (450)</b>	<b>\$ -</b>	<b>\$ -</b>	<b>\$ -</b>	<b>\$ -</b>	<b>\$ -</b>	<b>\$ -</b>
<b>GRAND TOTAL</b>	<b>\$ 7,244.80</b>	<b>\$ 7,244.80</b>	<b>\$ 36,207.53</b>	<b>\$ 36,207.53</b>	<b>\$ 43,452.33</b>	<b>\$ 43,452.33</b>

**FY-2019 EXPENDITURE REPORT  
CATHOLIC SOCIAL SERVICE  
ALEE SHELTER**

**FOR THE MONTH ENDING: NOVEMBER 30, 2018**

PERSONNEL & BENEFITS COSTS (110/111)	ADMINISTRATIVE COSTS		SERVICE EXPENDITURES		TOTAL	
	CURRENT	CUMULATIVE	CURRENT	CUMULATIVE	CURRENT	CUMULATIVE
Salaries	\$ 3,646.82	\$ 7,442.28	\$ 18,749.03	\$ 37,081.68	\$ 22,395.85	\$ 44,523.96
FICA	\$ 278.99	\$ 569.34	\$ 1,434.30	\$ 2,836.75	\$ 1,713.29	\$ 3,406.09
Health & Welfare		\$ -	\$ 6,838.72	\$ 13,453.44	\$ 6,838.72	\$ 13,453.44
H & W FICA		\$ -	\$ 523.16	\$ 1,029.19	\$ 523.16	\$ 1,029.19
Fringe Benefit	\$ 86.42	\$ 180.64		\$ -	\$ 86.42	\$ 180.64
<b>Subtotal (110/111)</b>	<b>\$ 4,012.23</b>	<b>\$ 8,192.26</b>	<b>\$ 27,545.21</b>	<b>\$ 54,401.06</b>	<b>\$ 31,557.44</b>	<b>\$ 62,593.32</b>
<b>TRAVEL (220)</b>						
Local Mileage		\$ -		\$ -	\$ -	\$ -
		\$ -		\$ -	\$ -	\$ -
<b>Sub Total (220)</b>	<b>\$ -</b>	<b>\$ -</b>	<b>\$ -</b>	<b>\$ -</b>	<b>\$ -</b>	<b>\$ -</b>
<b>CONTRACTUAL (230)</b>						
Vehicle/Equipment Maintenance	\$ 91.32	\$ 106.76	\$ 129.44	\$ 149.43	\$ 220.76	\$ 256.19
Lease Equipment	\$ 44.55	\$ 89.10		\$ -	\$ 44.55	\$ 89.10
Building Rent	\$ 1,405.00	\$ 2,810.00		\$ -	\$ 1,405.00	\$ 2,810.00
Staff Certification/Training		\$ -		\$ -	\$ -	\$ -
Drug Testing	\$ 1.60	\$ 4.80		\$ 80.00	\$ 1.60	\$ 84.80
Payroll Fee	\$ 5.58	\$ 10.54	\$ 40.34	\$ 72.21	\$ 45.92	\$ 82.75
Insurance	\$ 188.66	\$ 377.32	\$ 370.91	\$ 689.82	\$ 559.57	\$ 1,067.14
Printing	\$ 11.52	\$ 11.52		\$ -	\$ 11.52	\$ 11.52
Audit		\$ -	\$ 116.88	\$ 233.76	\$ 116.88	\$ 233.76
Fire System		\$ -	\$ 256.12	\$ 512.24	\$ 256.12	\$ 512.24
Trash Removal	\$ 71.73	\$ 137.58	\$ 204.79	\$ 400.70	\$ 276.52	\$ 538.28
Workman's Compensation		\$ -		\$ -	\$ -	\$ -
Building Maintenance	\$ 105.37	\$ 216.16		\$ 40.76	\$ 105.37	\$ 256.92
		\$ -		\$ -	\$ -	\$ -
		\$ -		\$ -	\$ -	\$ -
		\$ -		\$ -	\$ -	\$ -
<b>Subtotal (230)</b>	<b>\$ 1,925.33</b>	<b>\$ 3,763.78</b>	<b>\$ 1,118.48</b>	<b>\$ 2,178.92</b>	<b>\$ 3,043.81</b>	<b>\$ 5,942.69</b>
<b>SUPPLIES AND MATERIALS (240)</b>						
Office Supplies	\$ 49.08	\$ 90.72	\$ 31.50	\$ 60.00	\$ 80.58	\$ 150.72
Household Supplies	\$ 6.79	\$ 21.19	\$ 126.82	\$ 308.38	\$ 133.61	\$ 329.57
Food		\$ -	\$ 750.00	\$ 1,500.00	\$ 750.00	\$ 1,500.00
Fuel	\$ 39.05	\$ 66.38	\$ 500.00	\$ 1,000.00	\$ 539.05	\$ 1,066.38
<b>Subtotal (240)</b>	<b>\$ 94.92</b>	<b>\$ 178.29</b>	<b>\$ 1,408.32</b>	<b>\$ 2,868.38</b>	<b>\$ 1,503.24</b>	<b>\$ 3,046.67</b>
<b>EQUIPMENT (250) (under \$5000.00)</b>						
		\$ -		\$ -	\$ -	\$ -
		\$ -		\$ -	\$ -	\$ -
<b>Subtotal (250)</b>	<b>\$ -</b>	<b>\$ -</b>	<b>\$ -</b>	<b>\$ -</b>	<b>\$ -</b>	<b>\$ -</b>
<b>MISCELLANEOUS (290)</b>						
Client Assistance		\$ -	\$ -	\$ -	\$ -	\$ -
License/fees		\$ -		\$ -	\$ -	\$ -
		\$ -		\$ -	\$ -	\$ -
<b>Subtotal (290)</b>	<b>\$ -</b>	<b>\$ -</b>	<b>\$ -</b>	<b>\$ -</b>	<b>\$ -</b>	<b>\$ -</b>
<b>UTILITIES (360)</b>						
Power	\$ 278.00	\$ 561.68	\$ 1,269.42	\$ 2,816.94	\$ 1,547.42	\$ 3,378.62
Water	\$ 10.31	\$ 19.81	\$ 694.02	\$ 1,363.61	\$ 704.33	\$ 1,383.42
Telephone/Facsimile	\$ 47.02	\$ 100.17	\$ 254.14	\$ 509.29	\$ 301.16	\$ 609.46
<b>Subtotal (360)</b>	<b>\$ 335.33</b>	<b>\$ 681.66</b>	<b>\$ 2,217.58</b>	<b>\$ 4,689.84</b>	<b>\$ 2,552.91</b>	<b>\$ 5,371.50</b>
<b>CAPITAL OUTLAY (450) (over \$5000.00)</b>						
		\$ -		\$ -	\$ -	\$ -
		\$ -		\$ -	\$ -	\$ -
<b>Subtotal (450)</b>	<b>\$ -</b>	<b>\$ -</b>	<b>\$ -</b>	<b>\$ -</b>	<b>\$ -</b>	<b>\$ -</b>
<b>GRAND TOTAL</b>	<b>\$ 6,367.81</b>	<b>\$ 12,815.99</b>	<b>\$ 32,289.59</b>	<b>\$ 64,138.20</b>	<b>\$ 38,657.40</b>	<b>\$ 76,954.18</b>



**FY-2019 EXPENDITURE REPORT  
CATHOLIC SOCIAL SERVICE  
ALEE SHELTER (CHILDREN)**

**FOR THE MONTH ENDING: NOVEMBER 30, 2018**

PERSONNEL & BENEFITS COSTS (110/111)	ADMINISTRATIVE COSTS		SERVICE EXPENDITURES		TOTAL	
	CURRENT	CUMULATIVE	CURRENT	CUMULATIVE	CURRENT	YTD CUMULATIVE
Salaries	\$ 4,182.67	\$ 8,401.96	\$ 21,054.53	\$ 41,980.91	\$ 25,237.20	\$ 50,382.87
FICA	\$ 313.86	\$ 636.64	\$ 1,610.67	\$ 3,211.54	\$ 1,924.53	\$ 3,848.18
Health & Welfare		\$ -	\$ 7,510.72	\$ 15,151.36	\$ 7,510.72	\$ 15,151.36
H & W FICA		\$ -	\$ 574.57	\$ 1,159.08	\$ 574.57	\$ 1,159.08
Fringe Benefit	\$ 246.00	\$ -		\$ -	\$ 246.00	\$ -
<b>Subtotal (110/111)</b>	<b>\$ 4,742.53</b>	<b>\$ 9,390.60</b>	<b>\$ 30,750.49</b>	<b>\$ 61,502.89</b>	<b>\$ 35,493.02</b>	<b>\$ 70,893.49</b>
<b>TRAVEL (220)</b>						
Local Mileage		\$ -		\$ -	\$ -	\$ -
		\$ -		\$ -	\$ -	\$ -
<b>Sub Total (220)</b>	<b>\$ -</b>	<b>\$ -</b>	<b>\$ -</b>	<b>\$ -</b>	<b>\$ -</b>	<b>\$ -</b>
<b>CONTRACTUAL (230)</b>						
Equipment Maintenance	\$ 102.72	\$ 164.61		\$ -	\$ 102.72	\$ 164.61
Lease Equipment	\$ 50.12	\$ 100.24		\$ -	\$ 50.12	\$ 100.24
Building Rent	\$ 1,581.15	\$ 3,162.30	\$ 2,300.00	\$ 4,600.00	\$ 3,881.15	\$ 7,762.30
Staff Certification/Training		\$ -		\$ -	\$ -	\$ -
Drug Testing	\$ 1.60			\$ 60.00	\$ 1.60	\$ 60.00
Payroll Fee	\$ 5.58	\$ 11.16	\$ 40.34	\$ 72.11	\$ 45.92	\$ 83.27
Insurance	\$ 212.25	\$ 424.50	\$ 318.90	\$ 637.80	\$ 531.15	\$ 1,062.30
Printing	\$ 12.96	\$ 12.96		\$ -	\$ 12.96	\$ 12.96
Audit		\$ -	\$ 131.48	\$ 262.96	\$ 131.48	\$ 262.96
Fire System				\$ -	\$ -	\$ -
Trash Removal	\$ 80.69	\$ 154.77	\$ 176.18	\$ 383.13	\$ 256.87	\$ 537.90
Workman's Compensation		\$ -		\$ -	\$ -	\$ -
Building Maintenance	\$ 112.22	\$ 236.85	\$ 20.00	\$ 20.00	\$ 132.22	\$ 256.85
		\$ -		\$ -	\$ -	\$ -
		\$ -		\$ -	\$ -	\$ -
		\$ -		\$ -	\$ -	\$ -
<b>Subtotal (230)</b>	<b>\$ 2,159.29</b>	<b>\$ 4,272.59</b>	<b>\$ 2,986.90</b>	<b>\$ 6,036.00</b>	<b>\$ 5,146.19</b>	<b>\$ 10,308.60</b>
<b>SUPPLIES AND MATERIALS (240)</b>						
Office Supplies	\$ 59.36	\$ 106.21	\$ 3.00	\$ 3.00	\$ 62.36	\$ 109.21
Household Supplies	\$ 6.79	\$ 22.99	\$ 72.00	\$ 252.97	\$ 78.79	\$ 275.96
Food		\$ -	\$ 350.00	\$ 1,100.00	\$ 350.00	\$ 1,100.00
Fuel	\$ 33.12	\$ 63.87	\$ 248.77	\$ 248.77	\$ 281.89	\$ 312.64
<b>Subtotal (240)</b>	<b>\$ 99.27</b>	<b>\$ 193.07</b>	<b>\$ 673.77</b>	<b>\$ 1,604.74</b>	<b>\$ 773.04</b>	<b>\$ 1,797.81</b>
<b>EQUIPMENT (250) (under \$5000.00)</b>						
		\$ -		\$ -	\$ -	\$ -
		\$ -		\$ -	\$ -	\$ -
<b>Subtotal (250)</b>	<b>\$ -</b>	<b>\$ -</b>	<b>\$ -</b>	<b>\$ -</b>	<b>\$ -</b>	<b>\$ -</b>
<b>MISCELLANEOUS (290)</b>						
Miscellaneous		\$ -		\$ -	\$ -	\$ -
		\$ -		\$ -	\$ -	\$ -
		\$ -		\$ -	\$ -	\$ -
<b>Subtotal (290)</b>	<b>\$ -</b>	<b>\$ -</b>	<b>\$ -</b>	<b>\$ -</b>	<b>\$ -</b>	<b>\$ -</b>
<b>UTILITIES (360)</b>						
Power	\$ 312.75	\$ 631.89	\$ 1,425.67	\$ 2,603.73	\$ 1,738.42	\$ 3,235.62
Water	\$ 11.60	\$ 22.29	\$ 210.07	\$ 355.91	\$ 221.67	\$ 378.20
Telephone/Facsimile	\$ 52.90	\$ 112.70	\$ 151.16	\$ 302.32	\$ 204.06	\$ 415.02
<b>Subtotal (360)</b>	<b>\$ 377.25</b>	<b>\$ 766.88</b>	<b>\$ 1,786.90</b>	<b>\$ 3,261.96</b>	<b>\$ 2,164.15</b>	<b>\$ 4,028.84</b>
<b>CAPITAL OUTLAY (450) (over \$5000.00)</b>						
		\$ -		\$ -	\$ -	\$ -
		\$ -		\$ -	\$ -	\$ -
<b>Subtotal (450)</b>	<b>\$ -</b>	<b>\$ -</b>	<b>\$ -</b>	<b>\$ -</b>	<b>\$ -</b>	<b>\$ -</b>
<b>GRAND TOTAL</b>	<b>\$ 7,378.34</b>	<b>\$ 14,623.14</b>	<b>\$ 36,198.06</b>	<b>\$ 72,405.59</b>	<b>\$ 43,576.40</b>	<b>\$ 87,028.73</b>

**FY-2019 EXPENDITURE REPORT  
CATHOLIC SOCIAL SERVICE  
ALEE (ADULT)**

**FOR THE MONTH ENDING: DECEMBER 31, 2018**

PERSONNEL & BENEFITS COSTS (110/111)	ADMINISTRATIVE COSTS		SERVICE EXPENDITURES		TOTAL	
	CURRENT	CUMULATIVE	CURRENT	CUMULATIVE	CURRENT	Y-T-D CUMULATIVE
Salaries	\$ 4,791.56	\$ 12,233.84	\$ 18,805.32	\$ 55,887.00	\$ 23,596.88	\$ 68,120.84
FICA	\$ 371.95	\$ 941.29	\$ 1,438.60	\$ 4,275.35	\$ 1,810.55	\$ 5,216.64
Health & Welfare		\$ -	\$ 6,307.84	\$ 19,761.28	\$ 6,307.84	\$ 19,761.28
H & W FICA		\$ -	\$ 482.55	\$ 1,511.74	\$ 482.55	\$ 1,511.74
Fringe Benefit	\$ 76.04	\$ 256.68	\$ -	\$ -	\$ 76.04	\$ 256.68
<b>Subtotal (110/111)</b>	<b>\$ 5,239.55</b>	<b>\$ 13,431.81</b>	<b>\$ 27,034.31</b>	<b>\$ 81,435.37</b>	<b>\$ 32,273.86</b>	<b>\$ 94,867.18</b>
<b>TRAVEL (220)</b>						
Local Mileage		\$ -		\$ -	\$ -	\$ -
		\$ -		\$ -	\$ -	\$ -
<b>Sub Total (220)</b>	<b>\$ -</b>	<b>\$ -</b>	<b>\$ -</b>	<b>\$ -</b>	<b>\$ -</b>	<b>\$ -</b>
<b>CONTRACTUAL (230)</b>						
Equipment Maintenance	\$ 29.97	\$ 136.73		\$ 149.43	\$ 29.97	\$ 286.16
Lease Equipment	\$ 44.55	\$ 133.65		\$ -	\$ 44.55	\$ 133.65
Building Rent	\$ 1,405.00	\$ 4,215.00		\$ -	\$ 1,405.00	\$ 4,215.00
Staff Certification/Training	\$ 3.12	\$ 3.12		\$ -	\$ 3.12	\$ 3.12
Drug Testing	\$ 1.80	\$ 6.60		\$ 80.00	\$ 1.80	\$ 86.60
Payroll Fee		\$ 10.54	\$ 29.32	\$ 101.53	\$ 29.32	\$ 112.07
Insurance		\$ 377.32	\$ 318.91	\$ 1,008.73	\$ 318.91	\$ 1,386.05
Printing		\$ 11.52		\$ -	\$ -	\$ 11.52
Audit		\$ -	\$ 532.55	\$ 766.31	\$ 532.55	\$ 766.31
Fire System		\$ -	\$ 256.12	\$ 768.36	\$ 256.12	\$ 768.36
Trash Removal	\$ 53.69	\$ 191.27	\$ 183.81	\$ 584.51	\$ 237.50	\$ 775.78
Workman's Compensation	\$ 10.92	\$ 10.92	\$ 118.38	\$ 118.38	\$ 129.30	\$ 129.30
Building Maintenance		\$ 216.16		\$ 40.76	\$ -	\$ 256.92
		\$ -		\$ -	\$ -	\$ -
		\$ -		\$ -	\$ -	\$ -
<b>Subtotal (230)</b>	<b>\$ 1,549.05</b>	<b>\$ 5,312.83</b>	<b>\$ 1,439.09</b>	<b>\$ 3,618.01</b>	<b>\$ 2,988.14</b>	<b>\$ 8,930.83</b>
<b>SUPPLIES AND MATERIALS (240)</b>						
Office Supplies	\$ 55.44	\$ 146.16	\$ 69.75	\$ 129.75	\$ 125.19	\$ 275.91
Household Supplies	\$ 3.95	\$ 25.14	\$ 156.87	\$ 465.25	\$ 160.82	\$ 490.39
Food		\$ -	\$ 750.00	\$ 2,250.00	\$ 750.00	\$ 2,250.00
Fuel	\$ 12.80	\$ 79.18	\$ 500.00	\$ 1,500.00	\$ 512.80	\$ 1,579.18
<b>Subtotal (240)</b>	<b>\$ 72.19</b>	<b>\$ 250.48</b>	<b>\$ 1,476.62</b>	<b>\$ 4,345.00</b>	<b>\$ 1,548.81</b>	<b>\$ 4,595.48</b>
<b>EQUIPMENT (250) (under \$5000.00)</b>						
		\$ -		\$ -	\$ -	\$ -
		\$ -		\$ -	\$ -	\$ -
<b>Subtotal (250)</b>	<b>\$ -</b>	<b>\$ -</b>	<b>\$ -</b>	<b>\$ -</b>	<b>\$ -</b>	<b>\$ -</b>
<b>MISCELLANEOUS (290)</b>						
Client Assistance		\$ -	\$ 45.00	\$ 45.00	\$ 45.00	\$ 45.00
License/fees	\$ 2.08	\$ 2.08	\$ 110.00	\$ 110.00	\$ 112.08	\$ 112.08
		\$ -		\$ -	\$ -	\$ -
<b>Subtotal (290)</b>	<b>\$ 2.08</b>	<b>\$ 2.08</b>	<b>\$ 155.00</b>	<b>\$ 155.00</b>	<b>\$ 157.08</b>	<b>\$ 157.08</b>
<b>UTILITIES (360)</b>						
Power	\$ 284.15	\$ 845.83	\$ 1,478.37	\$ 4,295.31	\$ 1,762.52	\$ 5,141.14
Water	\$ 12.05	\$ 31.86	\$ 662.40	\$ 2,026.01	\$ 674.45	\$ 2,057.87
Telephone/Facsimile	\$ 89.13	\$ 189.30	\$ 269.84	\$ 779.13	\$ 358.97	\$ 968.43
<b>Subtotal (360)</b>	<b>\$ 385.33</b>	<b>\$ 1,066.99</b>	<b>\$ 2,410.61</b>	<b>\$ 7,100.45</b>	<b>\$ 2,795.94</b>	<b>\$ 8,167.44</b>
<b>CAPITAL OUTLAY (450) (over \$5000.00)</b>						
		\$ -		\$ -	\$ -	\$ -
		\$ -		\$ -	\$ -	\$ -
<b>Subtotal (450)</b>	<b>\$ -</b>	<b>\$ -</b>	<b>\$ -</b>	<b>\$ -</b>	<b>\$ -</b>	<b>\$ -</b>
<b>GRAND TOTAL</b>	<b>\$ 7,248.20</b>	<b>\$ 20,064.19</b>	<b>\$ 32,515.63</b>	<b>\$ 96,653.83</b>	<b>\$ 39,763.83</b>	<b>\$ 116,718.01</b>

**FY-2019 EXPENDITURE REPORT  
CATHOLIC SOCIAL SERVICE  
ALEE SHELTER (CHILDREN)**

**FOR THE MONTH ENDING: DECEMBER 31, 2018**

PERSONNEL & BENEFITS COSTS (110/111)	ADMINISTRATIVE COSTS		SERVICE EXPENDITURES		TOTAL	
	CURRENT	CUMULATIVE	CURRENT	CUMULATIVE	CURRENT	Y-T-D CUMULATIVE
Salaries	\$ 4,154.60	\$ 12,556.56	\$ 19,642.81	\$ 61,623.72	\$ 23,797.41	\$ 74,180.28
FICA	\$ 317.83	\$ 954.47	\$ 1,502.68	\$ 4,714.22	\$ 1,820.51	\$ 5,668.69
Health & Welfare		\$ -	\$ 4,646.72	\$ 19,798.08	\$ 4,646.72	\$ 19,798.08
H & W FICA		\$ -	\$ 355.39	\$ 1,514.47	\$ 355.39	\$ 1,514.47
Fringe Benefits	\$ 85.54	\$ 85.54		\$ -	\$ 85.54	\$ 85.54
<b>Subtotal (110/111)</b>	<b>\$ 4,557.97</b>	<b>\$ 13,948.57</b>	<b>\$ 26,147.60</b>	<b>\$ 87,650.49</b>	<b>\$ 30,705.57</b>	<b>\$ 101,599.06</b>
<b>TRAVEL (220)</b>						
Local Mileage		\$ -		\$ -	\$ -	\$ -
		\$ -		\$ -	\$ -	\$ -
<b>Sub Total (220)</b>	<b>\$ -</b>	<b>\$ -</b>	<b>\$ -</b>	<b>\$ -</b>	<b>\$ -</b>	<b>\$ -</b>
<b>CONTRACTUAL (230)</b>						
Equipment Maintenance	\$ 33.71	\$ 198.32		\$ -	\$ 33.71	\$ 198.32
Lease Equipment	\$ 50.12	\$ 150.36		\$ -	\$ 50.12	\$ 150.36
Building Rent	\$ 1,581.15	\$ 4,743.45	\$ 2,300.00	\$ 6,900.00	\$ 3,881.15	\$ 11,643.45
Staff Certification/Training	\$ 3.51	\$ 3.51		\$ -	\$ 3.51	\$ 3.51
Drug Testing	\$ 1.60	\$ 1.60	\$ 20.00	\$ 80.00	\$ 21.60	\$ 81.60
Payroll Fee	\$ 5.58	\$ 16.74	\$ 29.32	\$ 101.43	\$ 34.90	\$ 118.17
Insurance	\$ 212.25	\$ 636.75	\$ 318.90	\$ 956.70	\$ 531.15	\$ 1,593.45
Printing		\$ 12.96		\$ -	\$ -	\$ 12.96
Audit		\$ -	\$ 599.11	\$ 862.07	\$ 599.11	\$ 862.07
Fire System		\$ -		\$ -	\$ -	\$ -
Trash Removal	\$ 60.40	\$ 215.17	\$ 173.81	\$ 556.94	\$ 234.21	\$ 772.11
Workman's Compensation	\$ 12.29	\$ 12.29	\$ 136.87	\$ 136.87	\$ 149.16	\$ 149.16
Building Maintenance		\$ 236.85	\$ 38.48	\$ 58.48	\$ 38.48	\$ 295.33
		\$ -		\$ -	\$ -	\$ -
		\$ -		\$ -	\$ -	\$ -
		\$ -		\$ -	\$ -	\$ -
<b>Subtotal (230)</b>	<b>\$ 1,960.61</b>	<b>\$ 6,233.20</b>	<b>\$ 3,616.49</b>	<b>\$ 9,652.49</b>	<b>\$ 5,577.10</b>	<b>\$ 15,885.70</b>
<b>SUPPLIES AND MATERIALS (240)</b>						
Office Supplies	\$ 61.88	\$ 168.09		\$ 3.00	\$ 61.88	\$ 171.09
Household Supplies	\$ 4.45	\$ 27.44	\$ 63.00	\$ 315.97	\$ 67.45	\$ 343.41
Food		\$ -	\$ 723.01	\$ 1,823.01	\$ 723.01	\$ 1,823.01
Fuel	\$ 14.40	\$ 78.27	\$ 250.00	\$ 498.77	\$ 264.40	\$ 577.04
<b>Subtotal (240)</b>	<b>\$ 80.73</b>	<b>\$ 273.80</b>	<b>\$ 1,036.01</b>	<b>\$ 2,640.75</b>	<b>\$ 1,116.74</b>	<b>\$ 2,914.55</b>
<b>EQUIPMENT (250) (under \$5000.00)</b>						
		\$ -		\$ -	\$ -	\$ -
		\$ -		\$ -	\$ -	\$ -
<b>Subtotal (250)</b>	<b>\$ -</b>	<b>\$ -</b>	<b>\$ -</b>	<b>\$ -</b>	<b>\$ -</b>	<b>\$ -</b>
<b>MISCELLANEOUS (290)</b>						
License/Fees	\$ 2.34	\$ 2.34	\$ 110.00	\$ 110.00	\$ 112.34	\$ 112.34
		\$ -		\$ -	\$ -	\$ -
		\$ -		\$ -	\$ -	\$ -
<b>Subtotal (290)</b>	<b>\$ 2.34</b>	<b>\$ 2.34</b>	<b>\$ 110.00</b>	<b>\$ 110.00</b>	<b>\$ 112.34</b>	<b>\$ 112.34</b>
<b>UTILITIES (360)</b>						
Power	\$ 319.67	\$ 951.56	\$ 1,312.44	\$ 3,916.17	\$ 1,632.11	\$ 4,867.73
Water	\$ 13.56	\$ 35.85	\$ 200.09	\$ 556.00	\$ 213.65	\$ 591.85
Telephone/Facsimile	\$ 100.27	\$ 212.97	\$ 161.16	\$ 463.48	\$ 261.43	\$ 676.45
<b>Subtotal (360)</b>	<b>\$ 433.50</b>	<b>\$ 1,200.38</b>	<b>\$ 1,673.69</b>	<b>\$ 4,935.65</b>	<b>\$ 2,107.19</b>	<b>\$ 6,136.03</b>
<b>CAPITAL OUTLAY (450) (over \$5000.00)</b>						
		\$ -		\$ -	\$ -	\$ -
		\$ -		\$ -	\$ -	\$ -
<b>Subtotal (450)</b>	<b>\$ -</b>	<b>\$ -</b>	<b>\$ -</b>	<b>\$ -</b>	<b>\$ -</b>	<b>\$ -</b>
<b>GRAND TOTAL</b>	<b>\$ 7,035.15</b>	<b>\$ 21,658.29</b>	<b>\$ 32,583.79</b>	<b>\$ 104,989.38</b>	<b>\$ 39,618.94</b>	<b>\$ 126,647.67</b>

**FY-2018 EXPENDITURE REPORT  
CATHOLIC SOCIAL SERVICE  
ALEE (ADULT)**

**FOR THE MONTH ENDING: JANUARY 31, 2019**

PERSONNEL & BENEFITS COSTS (110/111)	ADMINISTRATIVE COSTS		SERVICE EXPENDITURES		TOTAL	
	CURRENT	CUMULATIVE	CURRENT	CUMULATIVE	CURRENT	Y-T-D CUMULATIVE
Salaries	\$ 3,984.24	\$ 16,218.08	\$ 20,090.13	\$ 75,977.13	\$ 24,074.37	\$ 92,195.21
FICA	\$ 304.79	\$ 1,246.08	\$ 1,536.89	\$ 5,812.24	\$ 1,841.68	\$ 7,058.32
Health & Welfare		\$ -	\$ 7,385.28	\$ 27,146.56	\$ 7,385.28	\$ 27,146.56
II & W FICA		\$ -	\$ 564.97	\$ 2,076.71	\$ 564.97	\$ 2,076.71
Fringe Benefits	\$ 76.04	\$ 332.72		\$ -	\$ 76.04	\$ 332.72
<b>Subtotal (110/111)</b>	<b>\$ 4,365.07</b>	<b>\$ 17,796.88</b>	<b>\$ 29,577.27</b>	<b>\$ 111,012.64</b>	<b>\$ 33,942.34</b>	<b>\$ 128,809.52</b>
<b>TRAVEL (220)</b>						
Local Mileage	\$ 19.48	\$ 19.48		\$ -	\$ 19.48	\$ 19.48
		\$ -		\$ -	\$ -	\$ -
<b>Sub Total (220)</b>	<b>\$ 19.48</b>	<b>\$ 19.48</b>	<b>\$ -</b>	<b>\$ -</b>	<b>\$ 19.48</b>	<b>\$ 19.48</b>
<b>CONTRACTUAL (230)</b>						
Equipment & Vehicle Maintenance	\$ 60.84	\$ 197.57	\$ 145.20	\$ 294.63	\$ 206.04	\$ 492.20
Lease Equipment	\$ 44.55	\$ 178.20		\$ -	\$ 44.55	\$ 178.20
Building Rent	\$ 1,405.47	\$ 5,620.47		\$ -	\$ 1,405.47	\$ 5,620.47
Staff Certification/Training	\$ 12.96	\$ 16.08		\$ -	\$ 12.96	\$ 16.08
Drug Testing	\$ 4.80	\$ 11.40	\$ 20.00	\$ 100.00	\$ 24.80	\$ 111.40
Payroll Fee	\$ 8.31	\$ 18.85	\$ 67.19	\$ 168.72	\$ 75.50	\$ 187.57
Insurance		\$ 377.32	\$ 318.91	\$ 1,327.64	\$ 318.91	\$ 1,704.96
Printing		\$ 11.52		\$ -	\$ -	\$ 11.52
Audit		\$ -	\$ 688.00	\$ 1,454.31	\$ 688.00	\$ 1,454.31
Fire System		\$ -		\$ 768.36	\$ -	\$ 768.36
Trash Removal	\$ 59.30	\$ 250.56	\$ 185.08	\$ 769.59	\$ 244.38	\$ 1,020.15
Workman's Compensation	\$ 10.92	\$ 21.84	\$ 118.38	\$ 236.76	\$ 129.30	\$ 258.60
Building Maintenance	\$ 9.18	\$ 225.34	\$ 34.76	\$ 75.52	\$ 43.94	\$ 300.86
<b>Subtotal (230)</b>	<b>\$ 1,616.33</b>	<b>\$ 6,929.15</b>	<b>\$ 1,577.52</b>	<b>\$ 5,195.53</b>	<b>\$ 3,193.85</b>	<b>\$ 12,124.68</b>
<b>SUPPLIES AND MATERIALS (240)</b>						
Office Supplies	\$ 27.58	\$ 173.74	\$ 31.25	\$ 161.00	\$ 58.83	\$ 334.74
Household Supplies	\$ 27.29	\$ 52.43	\$ 200.68	\$ 665.93	\$ 227.97	\$ 718.36
Food		\$ -	\$ 430.89	\$ 2,680.89	\$ 430.89	\$ 2,680.89
Fuel	\$ 38.40	\$ 117.58	\$ 250.00	\$ 1,750.00	\$ 288.40	\$ 1,867.58
<b>Subtotal (240)</b>	<b>\$ 93.27</b>	<b>\$ 343.75</b>	<b>\$ 912.82</b>	<b>\$ 5,257.82</b>	<b>\$ 1,006.09</b>	<b>\$ 5,601.57</b>
<b>EQUIPMENT (250) (under \$5000.00)</b>						
		\$ -		\$ -	\$ -	\$ -
		\$ -		\$ -	\$ -	\$ -
<b>Subtotal (250)</b>	<b>\$ -</b>	<b>\$ -</b>	<b>\$ -</b>	<b>\$ -</b>	<b>\$ -</b>	<b>\$ -</b>
<b>MISCELLANEOUS (290)</b>						
Client Assistance		\$ -		\$ 45.00	\$ -	\$ 45.00
License/fees	\$ 48.24	\$ 50.32		\$ 110.00	\$ 48.24	\$ 160.32
		\$ -		\$ -	\$ -	\$ -
<b>Subtotal (290)</b>	<b>\$ 48.24</b>	<b>\$ 50.32</b>	<b>\$ -</b>	<b>\$ 155.00</b>	<b>\$ 48.24</b>	<b>\$ 205.32</b>
<b>UTILITIES (360)</b>						
Power	\$ 237.61	\$ 1,083.44	\$ 1,568.15	\$ 5,863.46	\$ 1,805.76	\$ 6,946.90
Water	\$ 13.13	\$ 44.99	\$ 738.31	\$ 2,764.32	\$ 751.44	\$ 2,809.31
Telephone/Facsimile	\$ 16.43	\$ 205.73	\$ 159.77	\$ 938.90	\$ 176.20	\$ 1,144.63
<b>Subtotal (360)</b>	<b>\$ 267.17</b>	<b>\$ 1,334.16</b>	<b>\$ 2,466.23</b>	<b>\$ 9,566.68</b>	<b>\$ 2,733.40</b>	<b>\$ 10,900.84</b>
<b>CAPITAL OUTLAY (450) (over \$5000.00)</b>						
		\$ -		\$ -	\$ -	\$ -
		\$ -		\$ -	\$ -	\$ -
<b>Subtotal (450)</b>	<b>\$ -</b>	<b>\$ -</b>	<b>\$ -</b>	<b>\$ -</b>	<b>\$ -</b>	<b>\$ -</b>
<b>GRAND TOTAL</b>	<b>\$ 6,409.57</b>	<b>\$ 26,473.74</b>	<b>\$ 34,533.84</b>	<b>\$ 131,187.67</b>	<b>\$ 40,943.41</b>	<b>\$ 157,661.41</b>

**FY-2019 EXPENDITURE REPORT  
CATHOLIC SOCIAL SERVICE  
ALEE SHELTER (CHILDREN)**

**FOR THE MONTH ENDING: JANUARY 31, 2019**

PERSONNEL & BENEFITS COSTS (110/111)	ADMINISTRATIVE COSTS		SERVICE EXPENDITURES		TOTAL	
	CURRENT	CUMULATIVE	CURRENT	CUMULATIVE	CURRENT	Y-T-D CUMULATIVE
Salaries	\$ 4,482.27	\$ 17,038.83	\$ 17,594.81	\$ 79,218.53	\$ 22,077.08	\$ 96,257.36
FICA	\$ 342.89	\$ 1,297.36	\$ 1,346.00	\$ 6,060.22	\$ 1,688.89	\$ 7,357.58
Health & Welfare		\$ -	\$ 7,269.92	\$ 27,068.00	\$ 7,269.92	\$ 27,068.00
H & W FICA		\$ -	\$ 556.15	\$ 2,070.62	\$ 556.15	\$ 2,070.62
Fringe Benefits	\$ 85.54	\$ 523.08			\$ 85.54	\$ 523.08
<b>Subtotal (110/111)</b>	<b>\$ 4,910.70</b>	<b>\$ 18,859.27</b>	<b>\$ 26,766.88</b>	<b>\$ 114,417.37</b>	<b>\$ 31,677.58</b>	<b>\$ 133,276.64</b>
<b>TRAVEL (220)</b>						
Local Mileage	\$ 21.92	\$ 21.92		\$ -	\$ 21.92	\$ 21.92
		\$ -		\$ -	\$ -	\$ -
<b>Sub Total (220)</b>	<b>\$ 21.92</b>	<b>\$ 21.92</b>	<b>\$ -</b>	<b>\$ -</b>	<b>\$ 21.92</b>	<b>\$ 21.92</b>
<b>CONTRACTUAL (230)</b>						
Equipment & Vehicle Maintenance	\$ 68.44	\$ 266.76	\$ 248.80	\$ 248.80	\$ 317.24	\$ 515.56
Lease Equipment	\$ 50.12	\$ 200.48		\$ -	\$ 50.12	\$ 200.48
Building Rent	\$ 1,581.15	\$ 6,324.60	\$ 2,300.00	\$ 9,200.00	\$ 3,881.15	\$ 15,524.60
Staff Certification/Training	\$ 14.58	\$ 18.09		\$ -	\$ 14.58	\$ 18.09
Drug Testing	\$ 5.40	\$ 12.20	\$ 20.00	\$ 100.00	\$ 25.40	\$ 112.20
Payroll Fee	\$ 9.35	\$ 26.09	\$ 64.10	\$ 165.53	\$ 73.45	\$ 191.62
Insurance	\$ -	\$ 636.75	\$ 318.90	\$ 1,275.60	\$ 318.90	\$ 1,912.35
Printing		\$ 12.96		\$ -	\$ -	\$ 12.96
Audit		\$ -	\$ 774.00	\$ 1,636.07	\$ 774.00	\$ 1,636.07
Fire System		\$ -		\$ -	\$ -	\$ -
Trash Removal	\$ 66.71	\$ 281.88	\$ 193.41	\$ 750.35	\$ 260.12	\$ 1,032.23
Workman's Compensation	\$ 12.29	\$ 24.58	\$ 136.87	\$ 273.74	\$ 149.16	\$ 298.32
Building Maintenance	\$ 10.32	\$ 247.17		\$ 58.48	\$ 10.32	\$ 305.65
<b>Subtotal (230)</b>	<b>\$ 1,818.36</b>	<b>\$ 8,051.56</b>	<b>\$ 4,056.08</b>	<b>\$ 13,708.57</b>	<b>\$ 5,874.44</b>	<b>\$ 21,760.13</b>
<b>SUPPLIES AND MATERIALS (240)</b>						
Office Supplies	\$ 31.03	\$ 199.12		\$ 3.00	\$ 31.03	\$ 202.12
Household Supplies	\$ 30.71	\$ 58.15	\$ 147.00	\$ 462.97	\$ 177.71	\$ 521.12
Food		\$ -	\$ 750.00	\$ 2,573.01	\$ 750.00	\$ 2,573.01
Fuel	\$ 41.94	\$ 120.21	\$ 250.00	\$ 748.77	\$ 291.94	\$ 868.98
<b>Subtotal (240)</b>	<b>\$ 103.68</b>	<b>\$ 377.48</b>	<b>\$ 1,147.00</b>	<b>\$ 3,787.75</b>	<b>\$ 1,250.68</b>	<b>\$ 4,165.23</b>
<b>EQUIPMENT (250) (under \$5000.00)</b>						
		\$ -		\$ -	\$ -	\$ -
		\$ -		\$ -	\$ -	\$ -
<b>Subtotal (250)</b>	<b>\$ -</b>	<b>\$ -</b>	<b>\$ -</b>	<b>\$ -</b>	<b>\$ -</b>	<b>\$ -</b>
<b>MISCELLANEOUS (290)</b>						
License / Fees	\$ 54.27	\$ 56.61		\$ 110.00	\$ 54.27	\$ 166.61
		\$ -		\$ -	\$ -	\$ -
		\$ -		\$ -	\$ -	\$ -
<b>Subtotal (290)</b>	<b>\$ 54.27</b>	<b>\$ 56.61</b>	<b>\$ -</b>	<b>\$ 110.00</b>	<b>\$ 54.27</b>	<b>\$ 166.61</b>
<b>UTILITIES (360)</b>						
Power	\$ 267.31	\$ 1,218.87	\$ 1,238.85	\$ 5,155.02	\$ 1,506.16	\$ 6,373.89
Water	\$ 14.77	\$ 50.62	\$ 187.10	\$ 743.10	\$ 201.87	\$ 793.72
Telephone/Facsimile	\$ 18.48	\$ 231.45	\$ 151.24	\$ 614.72	\$ 169.72	\$ 846.17
<b>Subtotal (360)</b>	<b>\$ 300.56</b>	<b>\$ 1,500.94</b>	<b>\$ 1,577.19</b>	<b>\$ 6,512.84</b>	<b>\$ 1,877.75</b>	<b>\$ 8,013.78</b>
<b>CAPITAL OUTLAY (450) (over \$5000.00)</b>						
		\$ -		\$ -	\$ -	\$ -
		\$ -		\$ -	\$ -	\$ -
<b>Subtotal (450)</b>	<b>\$ -</b>	<b>\$ -</b>	<b>\$ -</b>	<b>\$ -</b>	<b>\$ -</b>	<b>\$ -</b>
<b>GRAND TOTAL</b>	<b>\$ 7,209.49</b>	<b>\$ 28,867.78</b>	<b>\$ 33,547.15</b>	<b>\$ 138,536.53</b>	<b>\$ 40,756.63</b>	<b>\$ 167,404.30</b>

**FY-2019 EXPENDITURE REPORT  
CATHOLIC SOCIAL SERVICE  
ALEE (ADULT)**

**FOR THE MONTH ENDING: FEBRUARY 28, 2019**

PERSONNEL & BENEFITS COSTS (110/111)	ADMINISTRATIVE COSTS		SERVICE EXPENDITURES		TOTAL	
	CURRENT	CUMULATIVE	CURRENT	CUMULATIVE	CURRENT	Y-T-D CUMULATIVE
Salaries	\$ 3,204.74	\$ 19,422.82	\$ 18,395.24	\$ 94,372.37	\$ 21,599.98	\$ 113,795.19
FICA	\$ 245.16	\$ 1,491.24	\$ 1,407.24	\$ 7,219.48	\$ 1,652.40	\$ 8,710.72
Health & Welfare		\$ -	\$ 6,451.20	\$ 33,597.76	\$ 6,451.20	\$ 33,597.76
II & W FICA		\$ -	\$ 493.52	\$ 2,570.23	\$ 493.52	\$ 2,570.23
Fringe Benefits	\$ 123.46	\$ 456.18		\$ -	\$ 123.46	\$ 456.18
<b>Subtotal (110/111)</b>	<b>\$ 3,573.36</b>	<b>\$ 21,370.24</b>	<b>\$ 26,747.19</b>	<b>\$ 137,759.83</b>	<b>\$ 30,320.56</b>	<b>\$ 159,130.08</b>
<b>TRAVEL (220)</b>						
Local Mileage	\$ -	\$ 19.48		\$ -	\$ -	\$ 19.48
		\$ -		\$ -	\$ -	\$ -
<b>Sub Total (220)</b>	<b>\$ -</b>	<b>\$ 19.48</b>	<b>\$ -</b>	<b>\$ -</b>	<b>\$ -</b>	<b>\$ 19.48</b>
<b>CONTRACTUAL (230)</b>						
Equipment & Vehicle Maintenance	\$ 69.97	\$ 267.54	\$ 418.80	\$ 713.43	\$ 488.77	\$ 980.97
Lease Equipment	\$ 44.55	\$ 222.75		\$ -	\$ 44.55	\$ 222.75
Building Rent	\$ 1,405.47	\$ 7,025.94		\$ -	\$ 1,405.47	\$ 7,025.94
Staff Certification/Training		\$ 16.08	\$ 145.00	\$ 145.00	\$ 145.00	\$ 161.08
Drug Testing		\$ 11.40	\$ 40.00	\$ 140.00	\$ 40.00	\$ 151.40
Payroll Fee	\$ 2.15	\$ 21.00	\$ 35.00	\$ 203.72	\$ 37.15	\$ 224.72
Insurance	\$ 166.60	\$ 543.92	\$ 318.91	\$ 1,646.55	\$ 485.51	\$ 2,190.47
Printing		\$ 11.52		\$ -	\$ -	\$ 11.52
Audit & Professional fees	\$ 233.33	\$ 233.33	\$ 133.14	\$ 1,587.45	\$ 366.47	\$ 1,820.78
Fire System		\$ -		\$ 768.36	\$ -	\$ 768.36
Trash Removal	\$ 59.05	\$ 309.61	\$ 202.90	\$ 972.49	\$ 261.95	\$ 1,282.10
Workman's Compensation	\$ 10.92	\$ 32.76	\$ 118.38	\$ 355.14	\$ 129.30	\$ 387.90
Building Maintenance	\$ 215.33	\$ 440.67	\$ 25.92	\$ 101.44	\$ 241.25	\$ 542.11
		\$ -		\$ -	\$ -	\$ -
		\$ -		\$ -	\$ -	\$ -
		\$ -		\$ -	\$ -	\$ -
<b>Subtotal (230)</b>	<b>\$ 2,207.37</b>	<b>\$ 9,136.52</b>	<b>\$ 1,438.05</b>	<b>\$ 6,633.58</b>	<b>\$ 3,645.42</b>	<b>\$ 15,770.10</b>
<b>SUPPLIES AND MATERIALS (240)</b>						
Office Supplies	\$ 103.87	\$ 277.61	\$ 253.69	\$ 414.69	\$ 357.56	\$ 692.30
Household Supplies	\$ 10.99	\$ 63.42	\$ 197.31	\$ 863.24	\$ 208.30	\$ 926.66
Food		\$ -	\$ 700.77	\$ 3,381.66	\$ 700.77	\$ 3,381.66
Fuel	\$ 23.20	\$ 140.78	\$ 500.00	\$ 2,250.00	\$ 523.20	\$ 2,390.78
<b>Subtotal (240)</b>	<b>\$ 138.06</b>	<b>\$ 481.81</b>	<b>\$ 1,651.77</b>	<b>\$ 6,909.59</b>	<b>\$ 1,789.83</b>	<b>\$ 7,391.40</b>
<b>EQUIPMENT (250) (under \$5000.00)</b>						
		\$ -		\$ -	\$ -	\$ -
		\$ -		\$ -	\$ -	\$ -
<b>Subtotal (250)</b>	<b>\$ -</b>	<b>\$ -</b>	<b>\$ -</b>	<b>\$ -</b>	<b>\$ -</b>	<b>\$ -</b>
<b>MISCELLANEOUS (290)</b>						
Client Assistance		\$ -	\$ 10.00	\$ 55.00	\$ 10.00	\$ 55.00
License/fees	\$ 193.58	\$ 243.90	\$ 104.00	\$ 214.00	\$ 297.58	\$ 457.90
		\$ -		\$ -	\$ -	\$ -
<b>Subtotal (290)</b>	<b>\$ 193.58</b>	<b>\$ 243.90</b>	<b>\$ 114.00</b>	<b>\$ 269.00</b>	<b>\$ 307.58</b>	<b>\$ 512.90</b>
<b>UTILITIES (360)</b>						
Power	\$ 263.78	\$ 1,347.22	\$ 1,476.79	\$ 7,340.25	\$ 1,740.57	\$ 8,687.47
Water	\$ 63.31	\$ 108.30	\$ 778.75	\$ 3,543.07	\$ 842.06	\$ 3,651.37
Telephone/Facsimile	\$ 63.87	\$ 269.60	\$ 170.94	\$ 1,109.84	\$ 234.81	\$ 1,379.44
<b>Subtotal (360)</b>	<b>\$ 390.96</b>	<b>\$ 1,725.12</b>	<b>\$ 2,426.48</b>	<b>\$ 11,993.16</b>	<b>\$ 2,817.44</b>	<b>\$ 13,718.28</b>
<b>CAPITAL OUTLAY (450) (over \$5000.00)</b>						
		\$ -		\$ -	\$ -	\$ -
		\$ -		\$ -	\$ -	\$ -
<b>Subtotal (450)</b>	<b>\$ -</b>	<b>\$ -</b>	<b>\$ -</b>	<b>\$ -</b>	<b>\$ -</b>	<b>\$ -</b>
<b>GRAND TOTAL</b>	<b>\$ 6,503.34</b>	<b>\$ 32,977.08</b>	<b>\$ 32,377.49</b>	<b>\$ 163,565.16</b>	<b>\$ 38,880.83</b>	<b>\$ 196,542.24</b>

**FY-2019 EXPENDITURE REPORT  
CATHOLIC SOCIAL SERVICE  
ALEE SHELTER (CHILDREN)**

**FOR THE MONTH ENDING: FEBRUARY 28, 2019**

PERSONNEL & BENEFITS COSTS (110/111)	ADMINISTRATIVE COSTS		SERVICE EXPENDITURES		TOTAL	
	CURRENT	CUMULATIVE	CURRENT	CUMULATIVE	CURRENT	Y-T-D CUMULATIVE
Salaries	\$ 3,600.33	\$ 20,639.16	\$ 18,911.68	\$ 98,130.21	\$ 22,512.01	\$ 118,769.37
FICA	\$ 275.43	\$ 1,572.79	\$ 1,446.74	\$ 7,506.97	\$ 1,722.17	\$ 9,079.75
Health & Welfare		\$ -	\$ 6,773.76	\$ 33,841.76	\$ 6,773.76	\$ 33,841.76
H & W FICA		\$ -	\$ 518.19	\$ 2,588.81	\$ 518.19	\$ 2,588.81
Fringe Benefits	\$ 138.88	\$ 661.96			\$ 138.88	\$ 661.96
<b>Subtotal (110/111)</b>	<b>\$ 4,014.64</b>	<b>\$ 22,873.91</b>	<b>\$ 27,650.37</b>	<b>\$ 142,067.74</b>	<b>\$ 31,665.01</b>	<b>\$ 164,941.65</b>
<b>TRAVEL (220)</b>						
Local Mileage	\$ -	\$ 21.92		\$ -	\$ -	\$ 21.92
		\$ -		\$ -	\$ -	\$ -
<b>Sub Total (220)</b>	<b>\$ -</b>	<b>\$ 21.92</b>	<b>\$ -</b>	<b>\$ -</b>	<b>\$ -</b>	<b>\$ 21.92</b>
<b>CONTRACTUAL (230)</b>						
Equipment & Vehicle Maintenance	\$ 78.70	\$ 345.46		\$ 248.80	\$ 78.70	\$ 594.26
Lease Equipment	\$ 50.12	\$ 250.60		\$ -	\$ 50.12	\$ 250.60
Building Rent	\$ 1,581.15	\$ 7,905.75	\$ 2,300.00	\$ 11,500.00	\$ 3,881.15	\$ 19,405.75
Staff Certification/Training		\$ 18.09	\$ 250.00	\$ 250.00	\$ 250.00	\$ 268.09
Drug Testing	\$ 5.40	\$ 17.60	\$ 40.00	\$ 140.00	\$ 45.40	\$ 157.60
Payroll Fee	\$ 10.12	\$ 36.21	\$ 30.93	\$ 196.46	\$ 41.05	\$ 232.67
Insurance	\$ 169.34	\$ 806.09	\$ 191.95	\$ 1,467.55	\$ 361.29	\$ 2,273.64
Printing		\$ 12.96		\$ -	\$ -	\$ 12.96
Audit & Professional Fee	\$ 262.49	\$ 262.49	\$ 149.78	\$ 1,785.85	\$ 412.27	\$ 2,048.34
Trash Removal	\$ 66.43	\$ 348.31	\$ 174.67	\$ 925.02	\$ 241.10	\$ 1,273.33
Workman's Compensation	\$ 12.29	\$ 36.87	\$ 136.87	\$ 410.61	\$ 149.16	\$ 447.48
Building Maintenance	\$ 242.24	\$ 489.41		\$ 58.48	\$ 242.24	\$ 547.89
		\$ -		\$ -	\$ -	\$ -
		\$ -		\$ -	\$ -	\$ -
		\$ -		\$ -	\$ -	\$ -
<b>Subtotal (230)</b>	<b>\$ 2,478.29</b>	<b>\$ 10,529.85</b>	<b>\$ 3,274.20</b>	<b>\$ 16,982.77</b>	<b>\$ 5,752.48</b>	<b>\$ 27,512.61</b>
<b>SUPPLIES AND MATERIALS (240)</b>						
Office Supplies	\$ 116.85	\$ 315.97	\$ 46.75	\$ 49.75	\$ 163.60	\$ 365.72
Household Supplies	\$ 3.17	\$ 61.32	\$ 146.47	\$ 609.44	\$ 149.64	\$ 670.76
Food	\$ -	\$ -	\$ 749.56	\$ 3,322.57	\$ 749.56	\$ 3,322.57
Fuel	\$ 42.30	\$ 162.51	\$ 500.00	\$ 1,248.77	\$ 542.30	\$ 1,411.28
<b>Subtotal (240)</b>	<b>\$ 162.32</b>	<b>\$ 539.80</b>	<b>\$ 1,442.78</b>	<b>\$ 5,230.53</b>	<b>\$ 1,605.10</b>	<b>\$ 5,770.33</b>
<b>EQUIPMENT (250) (under \$5000.00)</b>						
		\$ -		\$ -	\$ -	\$ -
		\$ -		\$ -	\$ -	\$ -
<b>Subtotal (250)</b>	<b>\$ -</b>	<b>\$ -</b>	<b>\$ -</b>	<b>\$ -</b>	<b>\$ -</b>	<b>\$ -</b>
<b>MISCELLANEOUS (290)</b>						
Licenses/Fees	\$ 197.50	\$ 254.11		\$ 110.00	\$ 197.50	\$ 364.11
		\$ -		\$ -	\$ -	\$ -
		\$ -		\$ -	\$ -	\$ -
<b>Subtotal (290)</b>	<b>\$ 197.50</b>	<b>\$ 254.11</b>	<b>\$ -</b>	<b>\$ 110.00</b>	<b>\$ 197.50</b>	<b>\$ 364.11</b>
<b>UTILITIES (360)</b>						
Power	\$ 296.75	\$ 1,515.62	\$ 1,253.20	\$ 6,408.22	\$ 1,549.95	\$ 7,923.84
Water	\$ 71.22	\$ 121.84	\$ 1,075.91	\$ 1,819.01	\$ 1,147.13	\$ 1,940.85
Telephone/Facsimile	\$ 71.86	\$ 303.31	\$ 154.57	\$ 769.29	\$ 226.43	\$ 1,072.60
<b>Subtotal (360)</b>	<b>\$ 439.83</b>	<b>\$ 1,940.77</b>	<b>\$ 2,483.68</b>	<b>\$ 8,996.52</b>	<b>\$ 2,923.51</b>	<b>\$ 10,937.29</b>
<b>CAPITAL OUTLAY (450) (over \$5000.00)</b>						
		\$ -		\$ -	\$ -	\$ -
		\$ -		\$ -	\$ -	\$ -
<b>Subtotal (450)</b>	<b>\$ -</b>	<b>\$ -</b>	<b>\$ -</b>	<b>\$ -</b>	<b>\$ -</b>	<b>\$ -</b>
<b>GRAND TOTAL</b>	<b>\$ 7,292.57</b>	<b>\$ 36,160.35</b>	<b>\$ 34,851.03</b>	<b>\$ 173,387.56</b>	<b>\$ 42,143.60</b>	<b>\$ 209,547.91</b>

**FY-2019 EXPENDITURE REPORT  
CATHOLIC SOCIAL SERVICE  
ALEE (ADULT)**

**FOR THE MONTH ENDING: MARCH 31, 2019**

PERSONNEL & BENEFITS COSTS (110/111)	ADMINISTRATIVE COSTS		SERVICE EXPENDITURES		TOTAL	
	CURRENT	CUMULATIVE	CURRENT	CUMULATIVE	CURRENT	Y-T-D-CUMULATIVE
Salaries	\$ 4,631.14	\$ 24,053.96	\$ 18,868.44	\$ 113,240.81	\$ 23,499.58	\$ 137,294.77
FICA	\$ 354.28	\$ 1,845.52	\$ 1,443.44	\$ 8,662.91	\$ 1,797.72	\$ 10,508.43
Health & Welfare		\$ -	\$ 6,556.48	\$ 40,154.24	\$ 6,556.48	\$ 40,154.24
H & W FICA		\$ -	\$ 501.57	\$ 3,071.80	\$ 501.57	\$ 3,071.80
Fringe Benefits	\$ 123.44	\$ 579.62		\$ -	\$ 123.44	\$ 579.62
<b>Subtotal (110/111)</b>	<b>\$ 5,108.86</b>	<b>\$ 26,479.10</b>	<b>\$ 27,369.93</b>	<b>\$ 165,129.76</b>	<b>\$ 32,478.79</b>	<b>\$ 191,608.86</b>
<b>TRAVEL (220)</b>						
Local Mileage	\$ 15.92	\$ 35.40		\$ -	\$ 15.92	\$ 35.40
		\$ -		\$ -	\$ -	\$ -
<b>Sub Total (220)</b>	<b>\$ 15.92</b>	<b>\$ 35.40</b>	<b>\$ -</b>	<b>\$ -</b>	<b>\$ 15.92</b>	<b>\$ 35.40</b>
<b>CONTRACTUAL (230)</b>						
Equipment & Vehicle Maintenance	\$ 69.90	\$ 337.44	\$ 379.95	\$ 1,093.38	\$ 449.85	\$ 1,430.82
Lease Equipment	\$ 44.55	\$ 267.30		\$ -	\$ 44.55	\$ 267.30
Building Rent	\$ 1,405.47	\$ 8,431.41		\$ -	\$ 1,405.47	\$ 8,431.41
Staff Certification/Training	\$ 10.46	\$ 26.54	\$ 250.00	\$ 395.00	\$ 260.46	\$ 421.54
Drug Testing		\$ 21.00	\$ 40.00	\$ 180.00	\$ 40.00	\$ 201.00
Payroll Fee	\$ 16.28	\$ 37.28	\$ 67.45	\$ 271.17	\$ 83.73	\$ 308.45
Insurance	\$ 84.16	\$ 628.08	\$ 26.37	\$ 1,672.92	\$ 110.53	\$ 2,301.00
Printing		\$ 11.52		\$ -	\$ -	\$ 11.52
Audit & Professional Fees	\$ 386.45	\$ 619.78	\$ 129.80	\$ 1,717.25	\$ 516.25	\$ 2,337.02
Fire System		\$ -		\$ 768.36	\$ -	\$ 768.36
Trash Removal	\$ 53.70	\$ 363.31	\$ 183.82	\$ 1,156.31	\$ 237.52	\$ 1,519.62
Workman's Compensation	\$ 10.92	\$ 43.68	\$ 118.38	\$ 473.52	\$ 129.30	\$ 517.20
Building Maintenance	\$ 148.12	\$ 588.79	\$ 47.25	\$ 148.69	\$ 195.37	\$ 737.48
		\$ -		\$ -	\$ -	\$ -
		\$ -		\$ -	\$ -	\$ -
		\$ -		\$ -	\$ -	\$ -
<b>Subtotal (230)</b>	<b>\$ 2,230.01</b>	<b>\$ 11,366.53</b>	<b>\$ 1,243.02</b>	<b>\$ 7,876.60</b>	<b>\$ 3,473.03</b>	<b>\$ 19,243.12</b>
<b>SUPPLIES AND MATERIALS (240)</b>						
Office Supplies	\$ 53.98	\$ 331.59	\$ 727.85	\$ 1,142.54	\$ 781.83	\$ 1,474.13
Household Supplies	\$ 28.27	\$ 91.69	\$ 364.43	\$ 1,227.67	\$ 392.70	\$ 1,319.36
Food		\$ -	\$ 1,309.29	\$ 4,690.95	\$ 1,309.29	\$ 4,690.95
Fuel	\$ 24.53	\$ 165.31	\$ 500.00	\$ 2,750.00	\$ 524.53	\$ 2,915.31
<b>Subtotal (240)</b>	<b>\$ 106.78</b>	<b>\$ 588.59</b>	<b>\$ 2,901.57</b>	<b>\$ 9,811.16</b>	<b>\$ 3,008.35</b>	<b>\$ 10,399.75</b>
<b>EQUIPMENT (250) (under \$5000.00)</b>						
		\$ -		\$ -	\$ -	\$ -
		\$ -		\$ -	\$ -	\$ -
<b>Subtotal (250)</b>	<b>\$ -</b>	<b>\$ -</b>	<b>\$ -</b>	<b>\$ -</b>	<b>\$ -</b>	<b>\$ -</b>
<b>MISCELLANEOUS (290)</b>						
Client Assistance		\$ -		\$ 55.00	\$ -	\$ 55.00
License/fees	\$ 49.00	\$ 292.90		\$ 214.00	\$ 49.00	\$ 506.90
		\$ -		\$ -	\$ -	\$ -
<b>Subtotal (290)</b>	<b>\$ 49.00</b>	<b>\$ 292.90</b>	<b>\$ -</b>	<b>\$ 269.00</b>	<b>\$ 49.00</b>	<b>\$ 561.90</b>
<b>UTILITIES (360)</b>						
Power	\$ 254.17	\$ 1,601.39	\$ 797.89	\$ 8,138.14	\$ 1,052.06	\$ 9,739.53
Water	\$ 26.68	\$ 134.98	\$ 419.30	\$ 3,962.37	\$ 445.98	\$ 4,097.35
Telephone/Facsimile	\$ 48.99	\$ 318.59	\$ 180.98	\$ 1,290.82	\$ 229.97	\$ 1,609.41
<b>Subtotal (360)</b>	<b>\$ 329.84</b>	<b>\$ 2,054.96</b>	<b>\$ 1,398.17</b>	<b>\$ 13,391.33</b>	<b>\$ 1,728.01</b>	<b>\$ 15,446.29</b>
<b>CAPITAL OUTLAY (450) (over \$5000.00)</b>						
		\$ -		\$ -	\$ -	\$ -
		\$ -		\$ -	\$ -	\$ -
<b>Subtotal (450)</b>	<b>\$ -</b>	<b>\$ -</b>	<b>\$ -</b>	<b>\$ -</b>	<b>\$ -</b>	<b>\$ -</b>
<b>GRAND TOTAL</b>	<b>\$ 7,840.40</b>	<b>\$ 40,817.49</b>	<b>\$ 32,912.69</b>	<b>\$ 196,477.84</b>	<b>\$ 40,753.09</b>	<b>\$ 237,295.33</b>



**FY-2019 EXPENDITURE REPORT  
CATHOLIC SOCIAL SERVICE  
ALEE SHELTER (CHILDREN)**

**RECEIVED**

DATE: 04/21/19 @ 3:22

**FOR THE MONTH ENDING: MARCH 31, 2019**

PERSONNEL & BENEFITS COSTS (110/111)	ADMINISTRATIVE COSTS		SERVICE EXPENDITURES		TOTAL	
	CURRENT	CUMULATIVE	CURRENT	CUMULATIVE	CURRENT	Y-T-D CUMULATIVE
Salaries	\$ 3,334.08	\$ 23,973.24	\$ 19,532.02	\$ 117,662.23	\$ 22,866.10	\$ 141,635.47
FICA	\$ 255.06	\$ 1,827.85	\$ 1,494.20	\$ 9,001.17	\$ 1,749.26	\$ 10,829.01
Health & Welfare		\$ -	\$ 7,678.72	\$ 41,520.48	\$ 7,678.72	\$ 41,520.48
H & W FICA		\$ -	\$ 587.42	\$ 3,176.23	\$ 587.42	\$ 3,176.23
Fringe Benefits	\$ 138.88	\$ 800.84		\$ -	\$ 138.88	\$ 800.84
<b>Subtotal (110/111)</b>	\$ 3,728.02	\$ 26,601.93	\$ 29,292.36	\$ 171,360.10	\$ 33,020.38	\$ 197,962.03
<b>TRAVEL (220)</b>						
Local Mileage	\$ 17.91	\$ 39.83		\$ -	\$ 17.91	\$ 39.83
		\$ -		\$ -	\$ -	\$ -
<b>Sub Total (220)</b>	\$ 17.91	\$ 39.83	\$ -	\$ -	\$ 17.91	\$ 39.83
<b>CONTRACTUAL (230)</b>						
Equipment & Vehicle Maintenance	\$ 78.62	\$ 424.08	\$ 380.10	\$ 628.90	\$ 458.72	\$ 1,052.98
Lease Equipment	\$ 50.12	\$ 300.72		\$ -	\$ 50.12	\$ 300.72
Building Rent	\$ 1,581.15	\$ 9,486.90	\$ 2,300.00	\$ 13,800.00	\$ 3,881.15	\$ 23,286.90
Staff Certification/Training	\$ 10.46	\$ 28.55	\$ 250.00	\$ 500.00	\$ 260.46	\$ 528.55
Drug Testing		\$ 17.60	\$ 40.00	\$ 180.00	\$ 40.00	\$ 197.60
Payroll Fee	\$ 7.27	\$ 43.48	\$ 52.90	\$ 249.36	\$ 60.17	\$ 292.84
Insurance	\$ 94.70	\$ 900.79		\$ 1,467.55	\$ 94.70	\$ 2,368.34
Printing		\$ 12.96		\$ -	\$ -	\$ 12.96
Audit & Professional Fees	\$ 431.58	\$ 694.07		\$ 1,785.85	\$ 431.58	\$ 2,479.92
Fire System		\$ 348.31		\$ 925.02	\$ -	\$ 1,273.33
Trash Removal	\$ 60.41	\$ 97.28	\$ 173.82	\$ 584.43	\$ 234.23	\$ 681.71
Workman's Compensation	\$ 12.29	\$ 501.70	\$ 136.87	\$ 195.35	\$ 149.16	\$ 697.05
Building Maintenance	\$ 166.64	\$ 166.64		\$ -	\$ 166.64	\$ 166.64
		\$ -		\$ -	\$ -	\$ -
		\$ -		\$ -	\$ -	\$ -
<b>Subtotal (230)</b>	\$ 2,493.24	\$ 13,023.09	\$ 3,333.69	\$ 20,316.46	\$ 5,826.93	\$ 33,339.54
<b>SUPPLIES AND MATERIALS (240)</b>						
Office Supplies	\$ 31.03	\$ 347.00		\$ 49.75	\$ 31.03	\$ 396.75
Household Supplies	\$ 28.38	\$ 89.70	\$ 108.00	\$ 717.44	\$ 136.38	\$ 807.14
Food	\$ 3.42	\$ 3.42	\$ 703.88	\$ 4,026.45	\$ 707.30	\$ 4,029.87
Fuel	\$ 27.60	\$ 190.11	\$ 250.00	\$ 1,498.77	\$ 277.60	\$ 1,688.88
<b>Subtotal (240)</b>	\$ 90.43	\$ 630.23	\$ 1,061.88	\$ 6,292.41	\$ 1,152.31	\$ 6,922.64
<b>EQUIPMENT (250) (under \$5000.00)</b>						
		\$ -		\$ -	\$ -	\$ -
		\$ -		\$ -	\$ -	\$ -
<b>Subtotal (250)</b>	\$ -	\$ -	\$ -	\$ -	\$ -	\$ -
<b>MISCELLANEOUS (290)</b>						
Licenses/Fees	\$ 55.12	\$ 55.12	\$ -	\$ 110.00	\$ 55.12	\$ 165.12
Client Assistance		\$ -	\$ 24.30	\$ 24.30	\$ 24.30	\$ 24.30
		\$ 254.11		\$ -	\$ -	\$ 254.11
<b>Subtotal (290)</b>	\$ 55.12	\$ 309.23	\$ 24.30	\$ 134.30	\$ 79.42	\$ 443.53
<b>UTILITIES (360)</b>						
Power	\$ 285.94	\$ 1,801.56	\$ 1,257.77	\$ 7,665.99	\$ 1,543.71	\$ 9,467.55
Water	\$ 30.01	\$ 151.85	\$ 802.21	\$ 2,621.22	\$ 832.22	\$ 2,773.07
Telephone/Facsimile	\$ 55.12	\$ 358.43	\$ 164.60	\$ 933.89	\$ 219.72	\$ 1,292.32
<b>Subtotal (360)</b>	\$ 371.07	\$ 2,311.84	\$ 2,224.58	\$ 11,221.10	\$ 2,595.65	\$ 13,532.94
<b>CAPITAL OUTLAY (450) (over \$5000.00)</b>						
		\$ -		\$ -	\$ -	\$ -
		\$ -		\$ -	\$ -	\$ -
<b>Subtotal (450)</b>	\$ -	\$ -	\$ -	\$ -	\$ -	\$ -
<b>GRAND TOTAL</b>	\$ 6,755.79	\$ 42,916.14	\$ 35,936.81	\$ 209,324.37	\$ 42,692.60	\$ 252,240.51

**FY-2019 EXPENDITURE REPORT  
CATHOLIC SOCIAL SERVICE  
ALEE (ADULT)**

**FOR THE MONTH ENDING: APRIL 30, 2019**

PERSONNEL & BENEFITS COSTS (110/111)	ADMINISTRATIVE COSTS		SERVICE EXPENDITURES		TOTAL	
	CURRENT	CUMULATIVE	CURRENT	CUMULATIVE	CURRENT	Y-T-D/CUMULATIVE
Salaries	\$ 3,824.17	\$ 27,878.13	\$ 19,908.64	\$ 133,149.45	\$ 23,732.81	\$ 161,027.58
FICA	\$ 292.55	\$ 2,138.07	\$ 1,523.03	\$ 10,185.95	\$ 1,815.58	\$ 12,324.02
Health & Welfare		\$ -	\$ 6,845.44	\$ 46,999.68	\$ 6,845.44	\$ 46,999.68
H & W FICA		\$ -	\$ 523.68	\$ 3,595.48	\$ 523.68	\$ 3,595.48
Fringe Benefit	\$ 123.45	\$ 703.07		\$ -	\$ 123.45	\$ 703.07
<b>Subtotal (110/111)</b>	<b>\$ 4,240.17</b>	<b>\$ 30,719.27</b>	<b>\$ 28,800.79</b>	<b>\$ 193,930.55</b>	<b>\$ 33,040.96</b>	<b>\$ 224,649.82</b>
<b>TRAVEL (220)</b>						
Local Mileage	\$ 3.37	\$ 38.77		\$ -	\$ 3.37	\$ 38.77
		\$ -		\$ -	\$ -	\$ -
<b>Sub Total (220)</b>	<b>\$ 3.37</b>	<b>\$ 38.77</b>	<b>\$ -</b>	<b>\$ -</b>	<b>\$ 3.37</b>	<b>\$ 38.77</b>
<b>CONTRACTUAL (230)</b>						
Equipment/ Vehicle Maintenance	\$ 112.62	\$ 450.06	\$ 125.00	\$ 1,218.38	\$ 237.62	\$ 1,668.44
Lease Equipment	\$ 44.55	\$ 311.85		\$ -	\$ 44.55	\$ 311.85
Building Rent	\$ 1,405.47	\$ 9,836.88		\$ -	\$ 1,405.47	\$ 9,836.88
Staff Certification/Training	\$ 11.58	\$ 38.12	\$ 90.74	\$ 485.74	\$ 102.32	\$ 523.86
Drug Testing	\$ 16.00	\$ 27.40	\$ 80.00	\$ 260.00	\$ 96.00	\$ 287.40
Payroll Fee	\$ 3.26	\$ 40.54	\$ 17.49	\$ 288.66	\$ 20.75	\$ 329.20
Insurance	\$ 121.16	\$ 749.24	\$ 297.21	\$ 1,970.13	\$ 418.37	\$ 2,719.37
Printing		\$ 11.52		\$ -	\$ -	\$ 11.52
Audit & Professional Fees	\$ 33.64	\$ 653.42	\$ 129.80	\$ 1,847.05	\$ 163.44	\$ 2,500.47
Fire System		\$ -		\$ 768.36	\$ -	\$ 768.36
Trash Removal	\$ 56.05	\$ 419.36	\$ 179.71	\$ 1,336.02	\$ 235.76	\$ 1,755.38
Workman's Compensation	\$ 10.92	\$ 54.60	\$ 118.38	\$ 591.90	\$ 129.30	\$ 646.50
Building Maintenance	\$ 57.69	\$ 646.48	\$ 232.98	\$ 381.67	\$ 290.67	\$ 1,028.15
<b>Subtotal (230)</b>	<b>\$ 1,872.94</b>	<b>\$ 13,239.47</b>	<b>\$ 1,271.31</b>	<b>\$ 9,147.91</b>	<b>\$ 3,144.25</b>	<b>\$ 22,387.38</b>
<b>SUPPLIES AND MATERIALS (240)</b>						
Office Supplies	\$ 69.93	\$ 401.52	\$ 28.83	\$ 1,171.37	\$ 98.76	\$ 1,572.89
Household Supplies	\$ 14.59	\$ 103.24	\$ 205.51	\$ 1,433.18	\$ 220.10	\$ 1,536.47
Food		\$ 3.04	\$ 594.05	\$ 5,285.00	\$ 594.05	\$ 5,288.00
Fuel	\$ 39.38	\$ 204.69	\$ 499.70	\$ 3,249.70	\$ 539.08	\$ 3,454.39
<b>Subtotal (240)</b>	<b>\$ 123.90</b>	<b>\$ 712.49</b>	<b>\$ 1,328.09</b>	<b>\$ 11,139.25</b>	<b>\$ 1,451.99</b>	<b>\$ 11,851.74</b>
<b>EQUIPMENT (250) (under \$5000.00)</b>						
		\$ -		\$ -	\$ -	\$ -
		\$ -		\$ -	\$ -	\$ -
<b>Subtotal (250)</b>	<b>\$ -</b>	<b>\$ -</b>	<b>\$ -</b>	<b>\$ -</b>	<b>\$ -</b>	<b>\$ -</b>
<b>MISCELLANEOUS (290)</b>						
Client Assistance		\$ -	\$ -	\$ 55.00	\$ -	\$ 55.00
License/fees	\$ 21.86	\$ 314.76		\$ 214.00	\$ 21.86	\$ 528.76
		\$ -		\$ -	\$ -	\$ -
<b>Subtotal (290)</b>	<b>\$ 21.86</b>	<b>\$ 314.76</b>	<b>\$ -</b>	<b>\$ 269.00</b>	<b>\$ 21.86</b>	<b>\$ 583.76</b>
<b>UTILITIES (360)</b>						
Power	\$ 269.98	\$ 1,871.37	\$ 1,389.65	\$ 9,527.79	\$ 1,659.63	\$ 11,399.10
Water	\$ 27.48	\$ 162.46	\$ 784.00	\$ 4,746.37	\$ 811.48	\$ 4,908.80
Telephone/Facsimile	\$ 16.38	\$ 334.97	\$ 160.84	\$ 1,451.66	\$ 177.22	\$ 1,786.60
<b>Subtotal (360)</b>	<b>\$ 313.84</b>	<b>\$ 2,368.80</b>	<b>\$ 2,334.49</b>	<b>\$ 15,725.82</b>	<b>\$ 2,648.33</b>	<b>\$ 18,094.60</b>
<b>CAPITAL OUTLAY (450) (over \$5000.00)</b>						
		\$ -		\$ -	\$ -	\$ -
		\$ -		\$ -	\$ -	\$ -
<b>Subtotal (450)</b>	<b>\$ -</b>	<b>\$ -</b>	<b>\$ -</b>	<b>\$ -</b>	<b>\$ -</b>	<b>\$ -</b>
<b>GRAND TOTAL</b>	<b>\$ 6,576.08</b>	<b>\$ 47,393.57</b>	<b>\$ 33,734.68</b>	<b>\$ 230,212.53</b>	<b>\$ 40,310.76</b>	<b>\$ 277,606.10</b>

**FY-2019 EXPENDITURE REPORT  
CATHOLIC SOCIAL SERVICE  
ALEE SHELTER (CHILDREN)**

FOR THE MONTH ENDING:

**APRIL 30, 2019**

PERSONNEL & BENEFITS COSTS (110/111)	ADMINISTRATIVE COSTS		SERVICE EXPENDITURES		TOTAL	
	CURRENT	CUMULATIVE	CURRENT	CUMULATIVE	CURRENT	Y-T-D CUMULATIVE
Salaries	\$ 4,302.19	\$ 28,275.43	\$ 19,516.50	\$ 137,178.73	\$ 23,818.69	\$ 165,454.16
FICA	\$ 329.12	\$ 2,156.96	\$ 1,493.02	\$ 10,494.19	\$ 1,822.14	\$ 12,651.15
Health & Welfare		\$ -	\$ 7,678.72	\$ 49,199.20	\$ 7,678.72	\$ 49,199.20
H & W FICA		\$ -	\$ 587.42	\$ 3,763.65	\$ 587.42	\$ 3,763.65
Fringe Benefit	\$ 138.88	\$ 939.72		\$ -	\$ 138.88	\$ 939.72
<b>Subtotal (110/111)</b>	\$ 4,770.19	\$ 31,372.11	\$ 29,275.66	\$ 200,635.76	\$ 34,045.85	\$ 232,007.87
<b>TRAVEL (220)</b>						
Local Mileage	\$ 3.80	\$ 43.63		\$ -	\$ 3.80	\$ 43.63
		\$ -		\$ -	\$ -	\$ -
<b>Sub Total (220)</b>	\$ 3.80	\$ 43.63	\$ -	\$ -	\$ 3.80	\$ 43.63
<b>CONTRACTUAL (230)</b>						
Equipment/Vehicle Maintenance	\$ 126.70	\$ 550.78	\$ 138.00	\$ 766.90	\$ 264.70	\$ 1,317.68
Lease Equipment	\$ 50.12	\$ 350.84		\$ -	\$ 50.12	\$ 350.84
Building Rent	\$ 1,581.15	\$ 11,068.05	\$ 2,500.00	\$ 16,300.00	\$ 4,081.15	\$ 27,368.05
Staff Certification/Training	\$ 13.02	\$ 41.57	\$ 35.00	\$ 535.00	\$ 48.02	\$ 576.57
Drug Testing	\$ 18.00	\$ 35.60		\$ 180.00	\$ 18.00	\$ 215.60
Payroll Fee	\$ 3.66	\$ 47.14	\$ 17.64	\$ 267.00	\$ 21.30	\$ 314.14
Insurance	\$ 136.30	\$ 1,037.09		\$ 1,467.55	\$ 136.30	\$ 2,504.64
Printing	\$ -	\$ 12.96		\$ -	\$ -	\$ 12.96
Audit & Professional Fees	\$ 37.85	\$ 731.92	\$ 146.03	\$ 1,931.88	\$ 183.88	\$ 2,663.80
Fire System		\$ 348.31		\$ 925.02	\$ -	\$ 1,273.33
Trash Removal	\$ 63.06	\$ 160.34	\$ 186.70	\$ 771.13	\$ 249.76	\$ 931.47
Workman's Compensation	\$ 12.29	\$ 513.99	\$ 136.87	\$ 332.22	\$ 149.16	\$ 846.21
Building Maintenance	\$ 64.91	\$ 231.55		\$ -	\$ 64.91	\$ 231.55
		\$ -		\$ -	\$ -	\$ -
		\$ -		\$ -	\$ -	\$ -
<b>Subtotal (230)</b>	\$ 2,107.06	\$ 15,130.15	\$ 3,160.24	\$ 23,476.70	\$ 5,267.30	\$ 38,606.84
<b>SUPPLIES AND MATERIALS (240)</b>						
Office Supplies	\$ 78.68	\$ 425.68	\$ 6.20	\$ 55.95	\$ 84.88	\$ 481.63
Household Supplies	\$ 16.42	\$ 19.84	\$ 168.18	\$ 885.62	\$ 184.60	\$ 905.40
Food		\$ 190.11	\$ 748.28	\$ 4,774.73	\$ 748.28	\$ 4,964.84
Fuel	\$ 44.30	\$ 234.41	\$ 525.00	\$ 2,023.77	\$ 569.30	\$ 2,258.18
<b>Subtotal (240)</b>	\$ 139.40	\$ 769.63	\$ 1,447.66	\$ 7,740.07	\$ 1,587.06	\$ 8,509.70
<b>EQUIPMENT (250) (under \$5000.00)</b>		\$ -		\$ -	\$ -	\$ -
		\$ -		\$ -	\$ -	\$ -
<b>Subtotal (250)</b>	\$ -	\$ -	\$ -	\$ -	\$ -	\$ -
<b>MISCELLANEOUS (290)</b>						
Licenses Fees	\$ 24.60	\$ 333.83		\$ 110.00	\$ 24.60	\$ 443.83
Client Assistance	\$ -	\$ -		\$ 24.30	\$ -	\$ 24.30
		\$ -		\$ -	\$ -	\$ -
<b>Subtotal (290)</b>	\$ 24.60	\$ 333.83	\$ -	\$ 134.30	\$ 24.60	\$ 468.13
<b>UTILITIES (360)</b>						
Power	\$ 303.73	\$ 2,105.29	\$ 1,294.15	\$ 8,960.14	\$ 1,597.88	\$ 11,065.44
Water	\$ 30.92	\$ 182.77	\$ 215.44	\$ 2,836.66	\$ 246.36	\$ 3,019.44
Telephone/Facsimile	\$ 18.43	\$ 376.86	\$ 144.46	\$ 1,078.35	\$ 162.89	\$ 1,455.22
<b>Subtotal (360)</b>	\$ 353.08	\$ 2,664.92	\$ 1,654.05	\$ 12,875.15	\$ 2,007.13	\$ 15,540.00
<b>CAPITAL OUTLAY (450) (over \$5000.00)</b>						
		\$ -		\$ -	\$ -	\$ -
		\$ -		\$ -	\$ -	\$ -
<b>Subtotal (450)</b>	\$ -	\$ -	\$ -	\$ -	\$ -	\$ -
<b>GRAND TOTAL</b>	\$ 7,398.13	\$ 50,314.27	\$ 35,537.61	\$ 244,861.98	\$ 42,935.74	\$ 295,176.22

**FY-2019 EXPENDITURE REPORT  
CATHOLIC SOCIAL SERVICE  
ALEE (ADULT)**

**FOR THE MONTH ENDING: MAY 31, 2019**

PERSONNEL & BENEFITS COSTS (110/111)	ADMINISTRATIVE COSTS		SERVICE EXPENDITURES		TOTAL	
	CURRENT	CUMULATIVE	CURRENT	CUMULATIVE	CURRENT	Y-T-D CUMULATIVE
Salaries	\$ 3,949.05	\$ 31,827.18	\$ 19,821.23	\$ 152,970.68	\$ 23,770.28	\$ 184,797.86
FICA	\$ 302.10	\$ 2,440.17	\$ 1,516.32	\$ 11,702.27	\$ 1,818.42	\$ 14,142.44
Health & Welfare		\$ -	\$ 7,340.48	\$ 54,340.16	\$ 7,340.48	\$ 54,340.16
H & W FICA		\$ -	\$ 561.55	\$ 4,157.03	\$ 561.55	\$ 4,157.03
Fringe Benefit	\$ 123.46	\$ 826.53		\$ -	\$ 123.46	\$ 826.53
<b>Subtotal (110/111)</b>	<b>\$ 4,374.61</b>	<b>\$ 35,093.88</b>	<b>\$ 29,239.58</b>	<b>\$ 223,170.14</b>	<b>\$ 33,614.19</b>	<b>\$ 258,264.02</b>
<b>TRAVEL (220)</b>						
Local Mileage		\$ 38.77		\$ -	\$ -	\$ 38.77
		\$ -		\$ -	\$ -	\$ -
<b>Sub Total (220)</b>	<b>\$ -</b>	<b>\$ 38.77</b>	<b>\$ -</b>	<b>\$ -</b>	<b>\$ -</b>	<b>\$ 38.77</b>
<b>CONTRACTUAL (230)</b>						
Equipment/ Vehicle Maintenance	\$ 54.72	\$ 504.78	\$ 150.00	\$ 1,368.38	\$ 204.72	\$ 1,873.16
Lease Equipment	\$ 44.55	\$ 356.40		\$ -	\$ 44.55	\$ 356.40
Building Rent	\$ 1,406.88	\$ 11,243.76		\$ -	\$ 1,406.88	\$ 11,243.76
Staff Certification/Training	\$ 139.09	\$ 177.21		\$ 485.74	\$ 139.09	\$ 662.95
Drug Testing		\$ 27.40	\$ 20.00	\$ 280.00	\$ 20.00	\$ 307.40
Payroll Fee	\$ 4.57	\$ 45.11	\$ 35.08	\$ 323.74	\$ 39.65	\$ 368.85
Insurance	\$ 77.44	\$ 826.68	\$ 127.52	\$ 2,097.65	\$ 204.96	\$ 2,924.33
Printing	\$ 15.20	\$ 26.72		\$ -	\$ 15.20	\$ 26.72
Audit & Professional Fees	\$ 466.66	\$ 1,120.08		\$ 1,847.05	\$ 466.66	\$ 2,967.13
Fire System		\$ -		\$ 768.36	\$ -	\$ 768.36
Trash Removal	\$ 14.95	\$ 434.31	\$ 176.21	\$ 1,512.23	\$ 191.16	\$ 1,946.54
Workman's Compensation	\$ 10.92	\$ 65.52	\$ 118.38	\$ 710.28	\$ 129.30	\$ 775.80
Building Maintenance	\$ 121.27	\$ 767.75	\$ 148.70	\$ 530.37	\$ 269.97	\$ 1,298.12
		\$ -		\$ -	\$ -	\$ -
		\$ -		\$ -	\$ -	\$ -
		\$ -		\$ -	\$ -	\$ -
<b>Subtotal (230)</b>	<b>\$ 2,356.25</b>	<b>\$ 15,595.72</b>	<b>\$ 775.89</b>	<b>\$ 9,923.80</b>	<b>\$ 3,132.14</b>	<b>\$ 25,519.52</b>
<b>SUPPLIES AND MATERIALS (240)</b>						
Office Supplies	\$ 37.03	\$ 438.55	\$ 44.25	\$ 1,215.62	\$ 81.28	\$ 1,654.17
Household Supplies	\$ 55.98	\$ 159.22	\$ 219.59	\$ 1,652.77	\$ 275.57	\$ 1,811.99
Food		\$ 3.04	\$ 247.52	\$ 5,532.52	\$ 247.52	\$ 5,535.56
Fuel	\$ 18.08	\$ 222.77	\$ 542.00	\$ 3,791.70	\$ 560.08	\$ 4,014.47
<b>Subtotal (240)</b>	<b>\$ 111.09</b>	<b>\$ 823.58</b>	<b>\$ 1,053.36</b>	<b>\$ 12,192.61</b>	<b>\$ 1,164.45</b>	<b>\$ 13,016.19</b>
<b>EQUIPMENT (250) (under \$5000.00)</b>						
		\$ -		\$ -	\$ -	\$ -
		\$ -		\$ -	\$ -	\$ -
<b>Subtotal (250)</b>	<b>\$ -</b>	<b>\$ -</b>	<b>\$ -</b>	<b>\$ -</b>	<b>\$ -</b>	<b>\$ -</b>
<b>MISCELLANEOUS (290)</b>						
Client Assistance		\$ -		\$ 55.00	\$ -	\$ 55.00
License Fees		\$ 314.76		\$ 214.00	\$ -	\$ 528.76
		\$ -		\$ -	\$ -	\$ -
<b>Subtotal (290)</b>	<b>\$ -</b>	<b>\$ 314.76</b>	<b>\$ -</b>	<b>\$ 269.00</b>	<b>\$ -</b>	<b>\$ 583.76</b>
<b>UTILITIES (360)</b>						
Power	\$ 284.90	\$ 2,156.27	\$ 1,507.24	\$ 11,035.03	\$ 1,792.14	\$ 13,191.30
Water/Sewer	\$ 48.36	\$ 210.82	\$ 766.42	\$ 5,512.79	\$ 814.78	\$ 5,723.61
Telephone/Fax	\$ 52.06	\$ 387.03	\$ 170.64	\$ 1,622.30	\$ 222.70	\$ 2,009.33
<b>Subtotal (360)</b>	<b>\$ 385.32</b>	<b>\$ 2,754.12</b>	<b>\$ 2,444.30</b>	<b>\$ 18,170.12</b>	<b>\$ 2,829.62</b>	<b>\$ 20,924.24</b>
<b>CAPITAL OUTLAY (450) (over \$5000.00)</b>						
		\$ -		\$ -	\$ -	\$ -
		\$ -		\$ -	\$ -	\$ -
<b>Subtotal (450)</b>	<b>\$ -</b>	<b>\$ -</b>	<b>\$ -</b>	<b>\$ -</b>	<b>\$ -</b>	<b>\$ -</b>
<b>GRAND TOTAL</b>	<b>\$ 7,227.27</b>	<b>\$ 54,620.84</b>	<b>\$ 33,513.13</b>	<b>\$ 263,725.66</b>	<b>\$ 40,740.40</b>	<b>\$ 318,346.50</b>

**FY-2019 EXPENDITURE REPORT  
CATHOLIC SOCIAL SERVICE  
ALEE SHELTER (CHILDREN)**

**FOR THE MONTH ENDING: MAY 31, 2019**

PERSONNEL & BENEFITS COSTS (110/111)	ADMINISTRATIVE COSTS		SERVICE EXPENDITURES		TOTAL		
	CURRENT	CUMULATIVE	CURRENT	CUMULATIVE	CURRENT	YTD	CUMULATIVE
Salaries	\$ 4,318.86	\$ 32,594.29	\$ 19,709.97	\$ 156,888.70	\$ 24,028.83	\$	189,482.99
FICA	\$ 330.39	\$ 2,487.36	\$ 1,507.81	\$ 12,002.00	\$ 1,838.21	\$	14,489.35
Health & Welfare		\$ -	\$ 7,313.60	\$ 56,512.80	\$ 7,313.60	\$	56,512.80
H & W FICA		\$ -	\$ 559.49	\$ 4,323.14	\$ 559.49	\$	4,323.14
Fringe Benefits	\$ 138.88	\$ 1,078.60		\$ -	\$ 138.88	\$	1,078.60
<b>Subtotal (110/111)</b>	<b>\$ 4,788.13</b>	<b>\$ 36,160.25</b>	<b>\$ 29,090.87</b>	<b>\$ 229,726.63</b>	<b>\$ 33,879.01</b>	<b>\$</b>	<b>265,886.88</b>
<b>TRAVEL (220)</b>							
Local Mileage		\$ 43.63		\$ -	\$ -	\$	43.63
		\$ -		\$ -	\$ -	\$	-
<b>Sub Total (220)</b>	<b>\$ -</b>	<b>\$ 43.63</b>	<b>\$ -</b>	<b>\$ -</b>	<b>\$ -</b>	<b>\$</b>	<b>43.63</b>
<b>CONTRACTUAL (230)</b>							
Equipment/Vehicle Maintenance	\$ 61.56	\$ 612.34	\$ 4.57	\$ 771.47	\$ 66.13	\$	1,383.81
Lease Equipment	\$ 50.12	\$ 400.96		\$ -	\$ 50.12	\$	400.96
Building Rent	\$ 1,581.15	\$ 12,649.20	\$ 2,500.00	\$ 18,800.00	\$ 4,081.15	\$	31,449.20
Staff Certification/Training	\$ 156.47	\$ 198.04	\$ 60.00	\$ 595.00	\$ 216.47	\$	793.04
Drug Testing		\$ 35.60	\$ 20.00	\$ 200.00	\$ 20.00	\$	235.60
Payroll Fee	\$ 5.14	\$ 52.28	\$ 33.75	\$ 300.75	\$ 38.89	\$	353.03
Insurance	\$ 87.30	\$ 1,124.39	\$ 326.60	\$ 1,794.15	\$ 413.90	\$	2,918.54
Printing	\$ 17.10	\$ 30.06		\$ -	\$ 17.10	\$	30.06
Audit & Professional Fees	\$ 525.00	\$ 1,256.92		\$ 1,931.88	\$ 525.00	\$	3,188.80
Fire System		\$ 348.31		\$ 925.02	\$ -	\$	1,273.33
Trash Removal	\$ 16.82	\$ 177.16	\$ 166.21	\$ 937.34	\$ 183.03	\$	1,114.50
Workman's Compensation	\$ 12.29	\$ 526.28	\$ 136.87	\$ 469.09	\$ 149.16	\$	995.37
Building Maintenance	\$ 136.43	\$ 367.98		\$ -	\$ 136.43	\$	367.98
		\$ -		\$ -	\$ -	\$	-
		\$ -		\$ -	\$ -	\$	-
<b>Subtotal (230)</b>	<b>\$ 2,649.38</b>	<b>\$ 17,779.53</b>	<b>\$ 3,248.00</b>	<b>\$ 26,724.70</b>	<b>\$ 5,897.38</b>	<b>\$</b>	<b>44,504.22</b>
<b>SUPPLIES AND MATERIALS (240)</b>							
Office Supplies	\$ 47.67	\$ 473.35		\$ 55.95	\$ 47.67	\$	529.30
Household Supplies	\$ 37.77	\$ 143.89	\$ 220.52	\$ 1,106.14	\$ 258.29	\$	1,250.03
Food		\$ 3.42	\$ 498.79	\$ 5,273.52	\$ 498.79	\$	5,276.94
Fuel	\$ 20.34	\$ 254.75	\$ 541.56	\$ 2,565.33	\$ 561.90	\$	2,820.08
<b>Subtotal (240)</b>	<b>\$ 105.78</b>	<b>\$ 875.41</b>	<b>\$ 1,260.87</b>	<b>\$ 9,000.94</b>	<b>\$ 1,366.65</b>	<b>\$</b>	<b>9,876.35</b>
<b>EQUIPMENT (250) (under \$5000.00)</b>							
		\$ -		\$ -	\$ -	\$	-
		\$ -		\$ -	\$ -	\$	-
<b>Subtotal (250)</b>	<b>\$ -</b>	<b>\$ -</b>	<b>\$ -</b>	<b>\$ -</b>	<b>\$ -</b>	<b>\$</b>	<b>-</b>
<b>MISCELLANEOUS (290)</b>							
License Fees		\$ 333.83	\$ 305.00	\$ 415.00	\$ 305.00	\$	748.83
Client Assistance		\$ -		\$ 24.30	\$ -	\$	24.30
		\$ -		\$ -	\$ -	\$	-
<b>Subtotal (290)</b>	<b>\$ -</b>	<b>\$ 333.83</b>	<b>\$ 305.00</b>	<b>\$ 439.30</b>	<b>\$ 305.00</b>	<b>\$</b>	<b>773.13</b>
<b>UTILITIES (360)</b>							
Power	\$ 320.51	\$ 2,425.80	\$ 1,425.62	\$ 10,385.76	\$ 1,746.13	\$	12,811.56
Water/Sewer	\$ 33.03	\$ 215.80	\$ 176.51	\$ 3,013.17	\$ 209.54	\$	3,228.97
Telephone/Fax	\$ 18.43	\$ 395.29	\$ 154.26	\$ 1,232.61	\$ 172.69	\$	1,627.90
<b>Subtotal (360)</b>	<b>\$ 371.97</b>	<b>\$ 3,036.89</b>	<b>\$ 1,756.39</b>	<b>\$ 14,631.54</b>	<b>\$ 2,128.36</b>	<b>\$</b>	<b>17,668.43</b>
<b>CAPITAL OUTLAY (450) (over \$5000.00)</b>							
		\$ -		\$ -	\$ -	\$	-
		\$ -		\$ -	\$ -	\$	-
<b>Subtotal (450)</b>	<b>\$ -</b>	<b>\$ -</b>	<b>\$ -</b>	<b>\$ -</b>	<b>\$ -</b>	<b>\$</b>	<b>-</b>
<b>GRAND TOTAL</b>	<b>\$ 7,915.26</b>	<b>\$ 58,229.53</b>	<b>\$ 35,661.13</b>	<b>\$ 280,523.11</b>	<b>\$ 43,576.40</b>	<b>\$</b>	<b>338,752.64</b>

**FY-2019 EXPENDITURE REPORT  
CATHOLIC SOCIAL SERVICE  
ALEE (ADULT)**

FOR THE MONTH ENDING:     JUNE 30, 2019    

PERSONNEL & BENEFITS COSTS (110/111)	ADMINISTRATIVE COSTS		SERVICE EXPENDITURES		TOTAL	
	CURRENT	CUMULATIVE	CURRENT	CUMULATIVE	CURRENT	Y-T-D CUMULATIVE
Salaries	\$ 3,281.47	\$ 35,108.65	\$ 18,554.92	\$ 171,525.60	\$ 21,836.39	\$ 206,634.25
FICA	\$ 251.03	\$ 2,691.20	\$ 1,419.45	\$ 13,121.72	\$ 1,670.48	\$ 15,812.92
Health & Welfare		\$ -	\$ 6,845.44	\$ 61,185.60	\$ 6,845.44	\$ 61,185.60
H & W FICA		\$ -	\$ 523.68	\$ 4,680.70	\$ 523.68	\$ 4,680.70
Fringe Benefit	\$ 123.46	\$ 949.99		\$ -	\$ 123.46	\$ 949.99
<b>Subtotal (110/111)</b>	<b>\$ 3,655.96</b>	<b>\$ 38,749.84</b>	<b>\$ 27,343.49</b>	<b>\$ 250,513.62</b>	<b>\$ 30,999.45</b>	<b>\$ 289,263.47</b>
<b>TRAVEL (220)</b>						
Local Mileage		\$ 38.77		\$ -	\$ -	\$ 38.77
		\$ -		\$ -	\$ -	\$ -
<b>Sub Total (220)</b>	<b>\$ -</b>	<b>\$ 38.77</b>	<b>\$ -</b>	<b>\$ -</b>	<b>\$ -</b>	<b>\$ 38.77</b>
<b>CONTRACTUAL (230)</b>						
Equipment Maintenance	\$ 41.58	\$ 546.36	\$ 378.75	\$ 1,747.13	\$ 420.33	\$ 2,293.49
Lease Equipment	\$ 44.55	\$ 400.95		\$ -	\$ 44.55	\$ 400.95
Building Rent	\$ 1,406.88	\$ 12,650.64		\$ -	\$ 1,406.88	\$ 12,650.64
Staff Certification/Training	\$ 4.61	\$ 181.82	\$ 1,448.00	\$ 1,933.74	\$ 1,452.61	\$ 2,115.56
Drug Testing		\$ 27.40	\$ 40.00	\$ 320.00	\$ 40.00	\$ 347.40
Payroll Service Fees	\$ 2.16	\$ 47.27	\$ 17.50	\$ 341.24	\$ 19.66	\$ 388.51
Insurance	\$ 73.30	\$ 899.98	\$ 373.92	\$ 2,471.57	\$ 447.22	\$ 3,371.55
Printing		\$ 26.72		\$ -	\$ -	\$ 26.72
Audit & Professional Fees	\$ 602.15	\$ 1,722.23		\$ 1,847.05	\$ 602.15	\$ 3,569.28
Fire System		\$ -		\$ 768.36	\$ -	\$ 768.36
Trash Removal	\$ 55.29	\$ 489.60	\$ 195.14	\$ 1,707.37	\$ 250.43	\$ 2,196.97
Workman's Comp	\$ 10.92	\$ 76.44	\$ 118.38	\$ 828.66	\$ 129.30	\$ 905.10
Building Maintenance	\$ 7.84	\$ 775.59		\$ 530.37	\$ 7.84	\$ 1,305.96
		\$ -		\$ -	\$ -	\$ -
		\$ -		\$ -	\$ -	\$ -
		\$ -		\$ -	\$ -	\$ -
<b>Subtotal (230)</b>	<b>\$ 2,249.28</b>	<b>\$ 17,845.01</b>	<b>\$ 2,571.69</b>	<b>\$ 12,495.49</b>	<b>\$ 4,820.97</b>	<b>\$ 30,340.49</b>
<b>SUPPLIES AND MATERIALS (240)</b>						
Office Supplies	\$ 259.27	\$ 697.82	\$ 260.33	\$ 1,475.95	\$ 519.60	\$ 2,173.77
Household Supplies	\$ 9.58	\$ 168.80	\$ 29.94	\$ 1,682.71	\$ 39.52	\$ 1,851.51
Food	\$ 9.20	\$ 12.24	\$ 341.42	\$ 5,873.94	\$ 350.62	\$ 5,886.18
Fuel	\$ 45.32	\$ 268.09	\$ 204.27	\$ 3,995.97	\$ 249.59	\$ 4,264.06
<b>Subtotal (240)</b>	<b>\$ 323.37</b>	<b>\$ 1,146.95</b>	<b>\$ 835.96</b>	<b>\$ 13,028.57</b>	<b>\$ 1,159.33</b>	<b>\$ 14,175.52</b>
<b>EQUIPMENT (250) (under \$5000.00)</b>						
		\$ -		\$ -	\$ -	\$ -
		\$ -		\$ -	\$ -	\$ -
<b>Subtotal (250)</b>	<b>\$ -</b>	<b>\$ -</b>	<b>\$ -</b>	<b>\$ -</b>	<b>\$ -</b>	<b>\$ -</b>
<b>MISCELLANEOUS (290)</b>						
Client Assistance		\$ -		\$ 55.00	\$ -	\$ 55.00
License Fees		\$ 314.76		\$ 214.00	\$ -	\$ 528.76
		\$ -		\$ -	\$ -	\$ -
<b>Subtotal (290)</b>	<b>\$ -</b>	<b>\$ 314.76</b>	<b>\$ -</b>	<b>\$ 269.00</b>	<b>\$ -</b>	<b>\$ 583.76</b>
<b>UTILITIES (360)</b>						
Power	\$ 310.07	\$ 2,466.34	\$ 1,690.29	\$ 12,725.32	\$ 2,000.36	\$ 15,191.66
Water/Sewer	\$ 29.36	\$ 240.18	\$ 839.33	\$ 6,352.12	\$ 868.69	\$ 6,592.30
Telephone/Fax	\$ 16.38	\$ 403.41	\$ 170.98	\$ 1,793.28	\$ 187.36	\$ 2,196.69
<b>Subtotal (360)</b>	<b>\$ 355.81</b>	<b>\$ 3,109.93</b>	<b>\$ 2,700.60</b>	<b>\$ 20,870.72</b>	<b>\$ 3,056.41</b>	<b>\$ 23,980.65</b>
<b>CAPITAL OUTLAY (450) (over \$5000.00)</b>						
		\$ -		\$ -	\$ -	\$ -
		\$ -		\$ -	\$ -	\$ -
<b>Subtotal (450)</b>	<b>\$ -</b>	<b>\$ -</b>	<b>\$ -</b>	<b>\$ -</b>	<b>\$ -</b>	<b>\$ -</b>
<b>GRAND TOTAL</b>	<b>\$ 6,584.42</b>	<b>\$ 61,205.27</b>	<b>\$ 33,451.74</b>	<b>\$ 297,177.40</b>	<b>\$ 40,036.16</b>	<b>\$ 358,382.67</b>

**FY-2019 EXPENDITURE REPORT  
CATHOLIC SOCIAL SERVICE  
ALEE SHELTER (CHILDREN)**

**FOR THE MONTH ENDING: JUNE 30, 2019**

PERSONNEL & BENEFITS COSTS (110/111)	ADMINISTRATIVE COSTS		SERVICE EXPENDITURES		TOTAL	
	CURRENT	CUMULATIVE	CURRENT	CUMULATIVE	CURRENT	Y-T-D CUMULATIVE
Salaries	\$ 3,691.65	\$ 36,285.94	\$ 18,599.56	\$ 175,488.26	\$ 22,291.21	\$ 211,774.20
FICA	\$ 282.41	\$ 2,769.77	\$ 1,422.87	\$ 13,424.87	\$ 1,705.28	\$ 16,194.63
Health & Welfare		\$ -	\$ 6,845.44	\$ 63,358.24	\$ 6,845.44	\$ 63,358.24
H & W FICA		\$ -	\$ 523.68	\$ 4,846.82	\$ 523.68	\$ 4,846.82
Fringe Benefits	\$ 138.88	\$ 1,217.48	\$ -	\$ -	\$ 138.88	\$ 1,217.48
<b>Subtotal (110/111)</b>	<b>\$ 4,112.94</b>	<b>\$ 40,273.19</b>	<b>\$ 27,391.54</b>	<b>\$ 257,118.18</b>	<b>\$ 31,504.48</b>	<b>\$ 297,391.36</b>
<b>TRAVEL (220)</b>						
Local Mileage		\$ 43.63		\$ -	\$ -	\$ 43.63
		\$ -		\$ -	\$ -	\$ -
<b>Sub Total (220)</b>	<b>\$ -</b>	<b>\$ 43.63</b>	<b>\$ -</b>	<b>\$ -</b>	<b>\$ -</b>	<b>\$ 43.63</b>
<b>CONTRACTUAL (230)</b>						
Equipment Maintenance	\$ 46.77	\$ 659.11	\$ 378.75	\$ 1,150.22	\$ 425.52	\$ 1,809.33
Lease Equipment	\$ 50.12	\$ 451.08		\$ -	\$ 50.12	\$ 451.08
Building Rent	\$ 1,581.15	\$ 14,230.35	\$ 2,500.00	\$ 21,300.00	\$ 4,081.15	\$ 35,530.35
Staff Certification/Training	\$ 9.80	\$ 207.84		\$ 595.00	\$ 9.80	\$ 802.84
Drug Testing		\$ 35.60		\$ 200.00	\$ -	\$ 235.60
Payroll Service Fees	\$ 6.35	\$ 58.63	\$ 32.05	\$ 332.80	\$ 38.40	\$ 391.43
Insurance	\$ 82.46	\$ 1,206.85	\$ 255.10	\$ 2,049.25	\$ 337.56	\$ 3,256.10
Printing		\$ 30.06		\$ -	\$ -	\$ 30.06
Audit & Professional Fees	\$ 677.41	\$ 1,934.33		\$ 1,931.88	\$ 677.41	\$ 3,866.21
Fire System		\$ 348.31		\$ 925.02	\$ -	\$ 1,273.33
Trash Removal	\$ 62.21	\$ 239.37	\$ 168.46	\$ 1,105.80	\$ 230.67	\$ 1,345.17
Workman's Comp	\$ 12.29	\$ 538.57	\$ 136.87	\$ 605.96	\$ 149.16	\$ 1,144.53
Building Maintenance	\$ 8.82	\$ 376.80	\$ 261.05	\$ 261.05	\$ 269.87	\$ 637.85
		\$ -		\$ -	\$ -	\$ -
		\$ -		\$ -	\$ -	\$ -
<b>Subtotal (230)</b>	<b>\$ 2,537.38</b>	<b>\$ 20,316.91</b>	<b>\$ 3,732.28</b>	<b>\$ 30,456.98</b>	<b>\$ 6,269.66</b>	<b>\$ 50,773.88</b>
<b>SUPPLIES AND MATERIALS (240)</b>						
Office Supplies	\$ 134.98	\$ 608.33		\$ 55.95	\$ 134.98	\$ 664.28
Household Supplies	\$ 10.78	\$ 154.67	\$ 10.00	\$ 1,116.14	\$ 20.78	\$ 1,270.81
Food	\$ 9.20	\$ 12.62	\$ 400.31	\$ 5,673.83	\$ 409.51	\$ 5,686.45
Fuel	\$ 29.61	\$ 284.36	\$ 298.74	\$ 2,864.07	\$ 328.35	\$ 3,148.43
<b>Subtotal (240)</b>	<b>\$ 184.57</b>	<b>\$ 1,059.98</b>	<b>\$ 709.05</b>	<b>\$ 9,709.99</b>	<b>\$ 893.62</b>	<b>\$ 10,769.97</b>
<b>EQUIPMENT (250) (under \$5000.00)</b>						
		\$ -		\$ -	\$ -	\$ -
		\$ -		\$ -	\$ -	\$ -
<b>Subtotal (250)</b>	<b>\$ -</b>	<b>\$ -</b>	<b>\$ -</b>	<b>\$ -</b>	<b>\$ -</b>	<b>\$ -</b>
<b>MISCELLANEOUS (290)</b>						
License Fees	\$ 1.68	\$ 335.51		\$ 415.00	\$ 1.68	\$ 750.51
Client Assistance		\$ -		\$ 24.30	\$ -	\$ 24.30
		\$ -		\$ -	\$ -	\$ -
<b>Subtotal (290)</b>	<b>\$ 1.68</b>	<b>\$ 335.51</b>	<b>\$ -</b>	<b>\$ 439.30</b>	<b>\$ 1.68</b>	<b>\$ 774.81</b>
<b>UTILITIES (360)</b>						
Power	\$ 348.83	\$ 2,774.63	\$ 1,354.35	\$ 11,740.11	\$ 1,703.18	\$ 14,514.74
Water/Sewer	\$ 33.03	\$ 248.83	\$ 201.36	\$ 3,214.53	\$ 234.39	\$ 3,463.36
Telephone/Fax	\$ 18.43	\$ 413.72	\$ 154.36	\$ 1,386.97	\$ 172.79	\$ 1,800.69
<b>Subtotal (360)</b>	<b>\$ 400.29</b>	<b>\$ 3,437.18</b>	<b>\$ 1,710.07</b>	<b>\$ 16,341.61</b>	<b>\$ 2,110.36</b>	<b>\$ 19,778.79</b>
<b>CAPITAL OUTLAY (450) (over \$5000.00)</b>						
		\$ -		\$ -	\$ -	\$ -
		\$ -		\$ -	\$ -	\$ -
<b>Subtotal (450)</b>	<b>\$ -</b>	<b>\$ -</b>	<b>\$ -</b>	<b>\$ -</b>	<b>\$ -</b>	<b>\$ -</b>
<b>GRAND TOTAL</b>	<b>\$ 7,236.86</b>	<b>\$ 65,466.39</b>	<b>\$ 33,542.94</b>	<b>\$ 314,066.05</b>	<b>\$ 40,779.80</b>	<b>\$ 379,532.44</b>

**FY-2019 EXPENDITURE REPORT  
CATHOLIC SOCIAL SERVICE  
ALEE (ADULT)**

**RECEIVED**

DATE: 08/14/19 @ 4:15

FOR THE MONTH ENDING: JULY 31, 2019

PERSONNEL & BENEFITS COSTS (110/111)	ADMINISTRATIVE COSTS		SERVICE EXPENDITURES		TOTAL	
	CURRENT	CUMULATIVE	CURRENT	CUMULATIVE	CURRENT	Y-T-D CUMULATIVE
Salaries	\$ 3,790.45	\$ 38,899.10	\$ 21,849.08	\$ 193,374.68	\$ 25,639.53	\$ 232,273.78
FICA	\$ 289.97	\$ 2,981.17	\$ 1,671.45	\$ 14,793.17	\$ 1,961.42	\$ 17,774.34
Health & Welfare		\$ -	\$ 7,504.00	\$ 68,689.60	\$ 7,504.00	\$ 68,689.60
H & W FICA		\$ -	\$ 574.06	\$ 5,254.76	\$ 574.06	\$ 5,254.76
Fringe Benefits	\$ 105.30	\$ 1,055.29		\$ -	\$ 105.30	\$ 1,055.29
<b>Subtotal (110/111)</b>	<b>\$ 4,185.72</b>	<b>\$ 42,935.56</b>	<b>\$ 31,598.59</b>	<b>\$ 282,112.21</b>	<b>\$ 35,784.31</b>	<b>\$ 325,047.78</b>
<b>TRAVEL (220)</b>						
Local Mileage		\$ 38.77		\$ -	\$ -	\$ 38.77
		\$ -		\$ -	\$ -	\$ -
<b>Sub Total (220)</b>	<b>\$ -</b>	<b>\$ 38.77</b>	<b>\$ -</b>	<b>\$ -</b>	<b>\$ -</b>	<b>\$ 38.77</b>
<b>CONTRACTUAL (230)</b>						
Equipment Maintenance	\$ 20.83	\$ 567.19		\$ 1,747.13	\$ 20.83	\$ 2,314.32
Lease Equipment	\$ 44.55	\$ 445.50		\$ -	\$ 44.55	\$ 445.50
Building Rent		\$ 12,650.64		\$ -	\$ -	\$ 12,650.64
Staff Certification/Training	\$ 42.00	\$ 223.82		\$ 1,933.74	\$ 42.00	\$ 2,157.56
Drug Testing			\$ 40.00	\$ 360.00	\$ 40.00	\$ 360.00
Payroll Service Fees	\$ 4.44	\$ 51.71	\$ 34.98	\$ 376.22	\$ 39.42	\$ 427.93
Insurance	\$ 75.90	\$ 975.88	\$ 452.40	\$ 2,923.97	\$ 528.30	\$ 3,899.85
Printing		\$ 26.72		\$ -	\$ -	\$ 26.72
Audit Professional Fees	\$ 473.13	\$ 2,195.36		\$ 1,847.05	\$ 473.13	\$ 4,042.41
Fire System		\$ -		\$ 768.36	\$ -	\$ 768.36
Trash Removal	\$ 56.09	\$ 545.69	\$ 179.78	\$ 1,887.15	\$ 235.87	\$ 2,432.84
Workman's Comp	\$ 10.92	\$ 87.36	\$ 118.38	\$ 947.04	\$ 129.30	\$ 1,034.40
Building Maintenance	\$ 4.64	\$ 780.23		\$ 530.37	\$ 4.64	\$ 1,310.60
		\$ -		\$ -	\$ -	\$ -
		\$ -		\$ -	\$ -	\$ -
		\$ -		\$ -	\$ -	\$ -
<b>Subtotal (230)</b>	<b>\$ 732.50</b>	<b>\$ 18,550.11</b>	<b>\$ 825.54</b>	<b>\$ 13,321.03</b>	<b>\$ 1,558.04</b>	<b>\$ 31,871.13</b>
<b>SUPPLIES AND MATERIALS (240)</b>						
Office Supplies	\$ 17.84	\$ 715.66	\$ 31.85	\$ 1,507.80	\$ 49.69	\$ 2,223.46
Household Supplies	\$ 0.96	\$ 169.76	\$ 194.92	\$ 1,877.63	\$ 195.88	\$ 2,047.39
Food		\$ 12.24	\$ 395.18	\$ 6,269.12	\$ 395.18	\$ 6,281.36
Fuel	\$ 32.00	\$ 300.09	\$ 266.98	\$ 4,262.95	\$ 298.98	\$ 4,563.04
<b>Subtotal (240)</b>	<b>\$ 50.80</b>	<b>\$ 1,197.75</b>	<b>\$ 888.93</b>	<b>\$ 13,917.50</b>	<b>\$ 939.73</b>	<b>\$ 15,115.25</b>
<b>EQUIPMENT (250) (under \$5000.00)</b>						
		\$ -		\$ -	\$ -	\$ -
		\$ -		\$ -	\$ -	\$ -
<b>Subtotal (250)</b>	<b>\$ -</b>	<b>\$ -</b>	<b>\$ -</b>	<b>\$ -</b>	<b>\$ -</b>	<b>\$ -</b>
<b>MISCELLANEOUS (290)</b>						
License	\$ 59.04	\$ 59.04		\$ 55.00	\$ 59.04	\$ 114.04
		\$ 314.76		\$ 214.00	\$ -	\$ 528.76
		\$ -		\$ -	\$ -	\$ -
<b>Subtotal (290)</b>	<b>\$ 59.04</b>	<b>\$ 373.80</b>	<b>\$ -</b>	<b>\$ 269.00</b>	<b>\$ 59.04</b>	<b>\$ 642.80</b>
<b>UTILITIES (360)</b>						
Power	\$ 302.66	\$ 2,769.00	\$ 1,662.75	\$ 14,388.07	\$ 1,965.41	\$ 17,157.07
Water Sewer	\$ 28.56	\$ 268.74	\$ 795.39	\$ 7,147.51	\$ 823.95	\$ 7,416.25
Telephone Fax	\$ 16.59	\$ 420.00	\$ 171.08	\$ 1,964.36	\$ 187.67	\$ 2,384.36
<b>Subtotal (360)</b>	<b>\$ 347.81</b>	<b>\$ 3,457.74</b>	<b>\$ 2,629.22</b>	<b>\$ 23,499.94</b>	<b>\$ 2,977.03</b>	<b>\$ 26,957.68</b>
<b>CAPITAL OUTLAY (450) (over \$5000.00)</b>						
		\$ -		\$ -	\$ -	\$ -
		\$ -		\$ -	\$ -	\$ -
<b>Subtotal (450)</b>	<b>\$ -</b>	<b>\$ -</b>	<b>\$ -</b>	<b>\$ -</b>	<b>\$ -</b>	<b>\$ -</b>
<b>GRAND TOTAL</b>	<b>\$ 5,375.87</b>	<b>\$ 66,553.74</b>	<b>\$ 35,942.28</b>	<b>\$ 333,119.68</b>	<b>\$ 41,318.15</b>	<b>\$ 399,673.42</b>




**FY-2019 EXPENDITURE REPORT  
CATHOLIC SOCIAL SERVICE  
ALEE SHELTER (CHILDREN)**

**FOR THE MONTH ENDING: JULY 31, 2019**

PERSONNEL & BENEFITS COSTS (110/111)	ADMINISTRATIVE COSTS		SERVICE EXPENDITURES			TOTAL
	CURRENT	CUMULATIVE	CURRENT	CUMULATIVE	CURRENT	Y-T-D CUMULATIVE
Salaries	\$ 4,264.26	\$ 40,550.20	\$ 20,103.11	\$ 195,591.37	\$ 24,367.37	\$ 236,141.57
FICA	\$ 326.22	\$ 3,095.98	\$ 1,537.89	\$ 14,962.75	\$ 1,864.10	\$ 18,058.73
Health & Welfare		\$ -	\$ 7,956.48	\$ 71,314.72	\$ 7,956.48	\$ 71,314.72
H & W FICA		\$ -	\$ 608.67	\$ 5,455.49	\$ 608.67	\$ 5,455.49
Fringe Benefits	\$ 118.46	\$ 1,335.94		\$ -	\$ 118.46	\$ 1,335.94
<b>Subtotal (110/111)</b>	<b>\$ 4,708.94</b>	<b>\$ 44,982.12</b>	<b>\$ 30,206.15</b>	<b>\$ 287,324.32</b>	<b>\$ 34,915.08</b>	<b>\$ 332,306.45</b>
<b>TRAVEL (220)</b>						
Local Mileage		\$ 43.63		\$ -	\$ -	\$ 43.63
<b>Sub Total (220)</b>	<b>\$ -</b>	<b>\$ 43.63</b>	<b>\$ -</b>	<b>\$ -</b>	<b>\$ -</b>	<b>\$ 43.63</b>
<b>CONTRACTUAL (230)</b>						
Equipment / Vehicle Maintenance	\$ 73.54	\$ 732.65		\$ 1,150.22	\$ 73.54	\$ 1,882.87
Lease Equipment		\$ 451.08		\$ -	\$ -	\$ 451.08
Building Rent	\$ 1,581.15	\$ 15,811.50	\$ 2,500.00	\$ 23,800.00	\$ 4,081.15	\$ 39,611.50
Staff Certification/Training	\$ 47.25	\$ 255.09		\$ 595.00	\$ 47.25	\$ 850.09
Drug Testing		\$ 35.60		\$ 200.00	\$ -	\$ 235.60
Payroll Service Fees	\$ 4.99	\$ 63.62	\$ 33.65	\$ 366.45	\$ 38.64	\$ 430.07
Insurance	\$ 85.38	\$ 1,292.23		\$ 2,049.25	\$ 85.38	\$ 3,341.48
Printing		\$ 30.06		\$ -	\$ -	\$ 30.06
Audit & Professional Fees	\$ 533.15	\$ 2,467.48		\$ 1,931.88	\$ 533.15	\$ 4,399.36
Fire System		\$ 348.31		\$ 925.02	\$ -	\$ 1,273.33
Trash Removal	\$ 63.11	\$ 302.48	\$ 186.79	\$ 1,292.59	\$ 249.90	\$ 1,595.07
Workman's Comp	\$ 12.29	\$ 550.86	\$ 136.87	\$ 742.83	\$ 149.16	\$ 1,293.69
Building Maintenance	\$ 5.22	\$ 382.02		\$ 261.05	\$ 5.22	\$ 643.07
		\$ -		\$ -	\$ -	\$ -
		\$ -		\$ -	\$ -	\$ -
<b>Subtotal (230)</b>	<b>\$ 2,406.08</b>	<b>\$ 22,722.99</b>	<b>\$ 2,857.31</b>	<b>\$ 33,314.29</b>	<b>\$ 5,263.39</b>	<b>\$ 56,037.27</b>
<b>SUPPLIES AND MATERIALS (240)</b>						
Office Supplies	\$ 20.07	\$ 628.40		\$ 55.95	\$ 20.07	\$ 684.35
Household Supplies	\$ 1.08	\$ 155.75	\$ 180.65	\$ 1,296.79	\$ 181.73	\$ 1,452.54
Food		\$ 12.62	\$ 544.42	\$ 6,218.25	\$ 544.42	\$ 6,230.87
Fuel	\$ 36.00	\$ 320.36	\$ 632.30	\$ 3,496.37	\$ 668.30	\$ 3,816.73
<b>Subtotal (240)</b>	<b>\$ 57.15</b>	<b>\$ 1,117.13</b>	<b>\$ 1,357.37</b>	<b>\$ 11,067.36</b>	<b>\$ 1,414.52</b>	<b>\$ 12,184.49</b>
<b>EQUIPMENT (250) (under \$5000.00)</b>						
		\$ -		\$ -	\$ -	\$ -
		\$ -		\$ -	\$ -	\$ -
<b>Subtotal (250)</b>	<b>\$ -</b>	<b>\$ -</b>	<b>\$ -</b>	<b>\$ -</b>	<b>\$ -</b>	<b>\$ -</b>
<b>MISCELLANEOUS (290)</b>						
Licenses Fees	\$ 66.42	\$ 401.93		\$ 415.00	\$ 66.42	\$ 816.93
Client Assistance		\$ -	\$ 15.00	\$ 39.30	\$ 15.00	\$ 39.30
		\$ -		\$ -	\$ -	\$ -
<b>Subtotal (290)</b>	<b>\$ 66.42</b>	<b>\$ 401.93</b>	<b>\$ 15.00</b>	<b>\$ 454.30</b>	<b>\$ 81.42</b>	<b>\$ 856.23</b>
<b>UTILITIES (360)</b>						
Power	\$ 340.49	\$ 2,115.12	\$ 1,203.86	\$ 12,943.97	\$ 1,544.35	\$ 16,059.09
Water/Sewer	\$ 32.13	\$ 280.96	\$ 152.14	\$ 3,366.67	\$ 184.27	\$ 3,647.63
Telephone/Fax	\$ 18.67	\$ 432.39	\$ 154.70	\$ 1,541.67	\$ 173.37	\$ 1,974.06
<b>Subtotal (360)</b>	<b>\$ 391.29</b>	<b>\$ 3,828.47</b>	<b>\$ 1,510.70</b>	<b>\$ 17,852.31</b>	<b>\$ 1,901.99</b>	<b>\$ 21,680.78</b>
<b>CAPITAL OUTLAY (450) (over \$5000.00)</b>						
		\$ -		\$ -	\$ -	\$ -
		\$ -		\$ -	\$ -	\$ -
<b>Subtotal (450)</b>	<b>\$ -</b>	<b>\$ -</b>	<b>\$ -</b>	<b>\$ -</b>	<b>\$ -</b>	<b>\$ -</b>
<b>GRAND TOTAL</b>	<b>7,629.88</b>	<b>73,096.27</b>	<b>35,946.53</b>	<b>350,012.58</b>	<b>43,576.40</b>	<b>423,108.85</b>

**FY-2019 EXPENDITURE REPORT  
CATHOLIC SOCIAL SERVICE  
ALEE (ADULT)**

**FOR THE MONTH ENDING: AUGUST 31, 2019**




PERSONNEL & BENEFITS COSTS (110/111)	ADMINISTRATIVE COSTS		SERVICE EXPENDITURES		TOTAL	
	CURRENT	CUMULATIVE	CURRENT	CUMULATIVE	CURRENT	CUMULATIVE
Salaries	\$ 3,625.82	\$ 42,524.92	\$ 19,041.48	\$ 212,416.16	\$ 22,667.30	\$ 254,941.08
FICA	\$ 277.38	\$ 3,258.55	\$ 1,456.67	\$ 16,249.84	\$ 1,734.05	\$ 19,508.39
Health & Welfare		\$ -	\$ 7,096.32	\$ 75,785.92	\$ 7,096.32	\$ 75,785.92
H & W FICA		\$ -	\$ 542.87	\$ 5,797.63	\$ 542.87	\$ 5,797.63
Fringe Benefit	\$ 157.95	\$ 1,213.24		\$ -	\$ 157.95	\$ 1,213.24
<b>Subtotal (110/111)</b>	<b>\$ 4,061.15</b>	<b>\$ 46,996.71</b>	<b>\$ 28,137.34</b>	<b>\$ 310,249.56</b>	<b>\$ 32,198.49</b>	<b>\$ 357,246.26</b>
<b>TRAVEL (220)</b>						
Local Mileage	\$ 31.86	\$ 70.63		\$ -	\$ 31.86	\$ 70.63
		\$ -		\$ -	\$ -	\$ -
<b>Sub Total (220)</b>	<b>\$ 31.86</b>	<b>\$ 70.63</b>	<b>\$ -</b>	<b>\$ -</b>	<b>\$ 31.86</b>	<b>\$ 70.63</b>
<b>CONTRACTUAL (230)</b>						
Equipment/Vehicle Maintenance	\$ 14.38	\$ 581.57	\$ 199.80	\$ 1,946.93	\$ 214.18	\$ 2,528.50
Lease Equipment	\$ 44.55	\$ 490.05		\$ -	\$ 44.55	\$ 490.05
Building Rent	\$ 2,809.53	\$ 15,460.17		\$ -	\$ 2,809.53	\$ 15,460.17
Staff Certification/Training	\$ 10.97	\$ 234.79	\$ 9.17	\$ 1,942.91	\$ 20.14	\$ 2,177.70
Drug Testing			\$ 20.00	\$ 380.00	\$ 20.00	\$ 380.00
Payroll Service Fees	\$ 6.57	\$ 58.28	\$ 53.31	\$ 429.53	\$ 59.88	\$ 487.81
Insurance	\$ 73.50	\$ 1,049.38		\$ 2,923.97	\$ 73.50	\$ 3,973.35
Printing		\$ 26.72		\$ -	\$ -	\$ 26.72
Audit/Professional Fees	\$ 233.33	\$ 2,428.69		\$ 1,847.05	\$ 233.33	\$ 4,275.74
Fire System		\$ -		\$ 768.36	\$ -	\$ 768.36
Trash Removal	\$ 56.10	\$ 601.79	\$ 196.81	\$ 2,083.96	\$ 252.91	\$ 2,685.75
Workman's Comp	\$ 10.92	\$ 98.28	\$ 118.38	\$ 1,065.42	\$ 129.30	\$ 1,163.70
Building Maintenance	\$ 4.64	\$ 784.87	\$ 132.00	\$ 662.37	\$ 136.64	\$ 1,447.24
		\$ -		\$ -	\$ -	\$ -
		\$ -		\$ -	\$ -	\$ -
		\$ -		\$ -	\$ -	\$ -
<b>Subtotal (230)</b>	<b>\$ 3,264.49</b>	<b>\$ 21,814.60</b>	<b>\$ 729.47</b>	<b>\$ 14,050.50</b>	<b>\$ 3,993.96</b>	<b>\$ 35,865.09</b>
<b>SUPPLIES AND MATERIALS (240)</b>						
Office Supplies	\$ 54.00	\$ 769.66	\$ 31.85	\$ 1,539.65	\$ 85.85	\$ 2,309.31
Household Supplies	\$ 23.58	\$ 193.34	\$ 248.85	\$ 2,126.48	\$ 272.43	\$ 2,319.82
Food	\$ 3.52	\$ 15.76	\$ 552.54	\$ 6,821.66	\$ 556.06	\$ 6,837.42
Fuel	\$ 22.00	\$ 322.09	\$ 351.72	\$ 4,614.67	\$ 373.72	\$ 4,936.76
<b>Subtotal (240)</b>	<b>\$ 103.10</b>	<b>\$ 1,300.85</b>	<b>\$ 1,184.96</b>	<b>\$ 15,102.46</b>	<b>\$ 1,288.06</b>	<b>\$ 16,403.31</b>
<b>EQUIPMENT (250) (under \$5000.00)</b>						
		\$ -		\$ -	\$ -	\$ -
		\$ -		\$ -	\$ -	\$ -
<b>Subtotal (250)</b>	<b>\$ -</b>	<b>\$ -</b>	<b>\$ -</b>	<b>\$ -</b>	<b>\$ -</b>	<b>\$ -</b>
<b>MISCELLANEOUS (290)</b>						
Client Assistance		\$ 59.04		\$ 55.00	\$ -	\$ 114.04
License Fees	\$ 4.35	\$ 319.11	\$ 112.33	\$ 326.33	\$ 116.68	\$ 645.44
		\$ -		\$ -	\$ -	\$ -
<b>Subtotal (290)</b>	<b>\$ 4.35</b>	<b>\$ 378.15</b>	<b>\$ 112.33</b>	<b>\$ 381.33</b>	<b>\$ 116.68</b>	<b>\$ 759.48</b>
<b>UTILITIES (360)</b>						
Power	\$ 310.48	\$ 3,079.48	\$ 1,549.30	\$ 15,937.37	\$ 1,859.78	\$ 19,016.85
Water/Sewer	\$ 180.30	\$ 449.04	\$ 770.78	\$ 7,918.29	\$ 951.08	\$ 8,367.33
Telephone/Fax	\$ 16.59	\$ 436.59	\$ 172.56	\$ 2,136.92	\$ 189.15	\$ 2,573.51
<b>Subtotal (360)</b>	<b>\$ 507.37</b>	<b>\$ 3,965.11</b>	<b>\$ 2,492.64</b>	<b>\$ 25,992.58</b>	<b>\$ 3,000.01</b>	<b>\$ 29,957.69</b>
<b>CAPITAL OUTLAY (450) (over \$5000.00)</b>						
		\$ -		\$ -	\$ -	\$ -
		\$ -		\$ -	\$ -	\$ -
<b>Subtotal (450)</b>	<b>\$ -</b>	<b>\$ -</b>	<b>\$ -</b>	<b>\$ -</b>	<b>\$ -</b>	<b>\$ -</b>
<b>GRAND TOTAL</b>	<b>\$ 7,972.32</b>	<b>\$ 74,526.05</b>	<b>\$ 32,656.74</b>	<b>\$ 365,776.42</b>	<b>\$ 40,629.06</b>	<b>\$ 440,302.47</b>


**FY-2019 EXPENDITURE REPORT - SUPPLEMENTAL FOR OVERTIME  
CATHOLIC SOCIAL SERVICE  
ALEE (ADULT)**

**FOR THE MONTH ENDING: AUGUST 31, 2019**

PERSONNEL & BENEFITS COSTS (110/111)	ADMINISTRATIVE COSTS		SERVICE EXPENDITURES		TOTAL	
	CURRENT	CUMULATIVE	CURRENT	CUMULATIVE	CURRENT	Y-T-D CUMULATIVE
Salaries - Overtime			\$ 2,414.03	\$ 2,414.03	\$ 2,414.03	\$ 2,414.03
FICA - Overtime			\$ 184.67	\$ 184.67	\$ 184.67	\$ 184.67
Health & Welfare						
H & W FICA						
Fringe Benefit						
<b>Subtotal (110/111)</b>	\$ -	\$ -	\$ 2,598.70	\$ 2,598.70	\$ 2,598.70	\$ 2,598.70
<b>TRAVEL (220)</b>						
Local Mileage						\$ -
<b>Sub Total (220)</b>	\$ -	\$ -	\$ -	\$ -	\$ -	\$ -
<b>CONTRACTUAL (230)</b>						
Equipment/Vehicle Maintenance						\$ -
Lease Equipment						\$ -
Building Rent						\$ -
Staff Certification/Training						\$ -
Drug Testing						\$ -
Payroll Service Fees						\$ -
Insurance						\$ -
Printing						\$ -
Audit/Professional Fees						\$ -
Fire System						\$ -
Trash Removal						\$ -
Workman's Comp						\$ -
Building Maintenance						\$ -
		\$ -				\$ -
<b>Subtotal (230)</b>	\$ -	\$ -	\$ -	\$ -	\$ -	\$ -
<b>SUPPLIES AND MATERIALS (240)</b>						
Office Supplies						\$ -
Household Supplies						\$ -
Food						\$ -
Fuel						\$ -
<b>Subtotal (240)</b>	\$ -	\$ -	\$ -	\$ -	\$ -	\$ -
<b>COMPUTERS (250) (over \$500.00)</b>						
						\$ -
<b>Subtotal (250)</b>	\$ -	\$ -	\$ -	\$ -	\$ -	\$ -
<b>EXPENSES (290)</b>						
Client Assistance						\$ -
License Fees						\$ -
<b>Subtotal (290)</b>	\$ -	\$ -	\$ -	\$ -	\$ -	\$ -
<b>UTILITIES (360)</b>						
Power						\$ -
Water/Sewer						\$ -
Telephone/Fax						\$ -
<b>Subtotal (360)</b>	\$ -	\$ -	\$ -	\$ -	\$ -	\$ -
<b>REPAIRS (450) (over \$500)</b>						
						\$ -
<b>Subtotal (450)</b>	\$ -	\$ -	\$ -	\$ -	\$ -	\$ -
<b>GRAND TOTAL</b>	\$ -	\$ -	\$ 2,598.70	\$ 2,598.70	\$ 2,598.70	\$ 2,598.70



**FY-2019 EXPENDITURE REPORT  
CATHOLIC SOCIAL SERVICE  
ALEE SHELTER (CHILDREN)**




**FOR THE MONTH ENDING: AUGUST 31, 2019**

PERSONNEL & BENEFITS COSTS (110/111)	ADMINISTRATIVE COSTS		SERVICE EXPENDITURES		TOTAL	
	CURRENT	CUMULATIVE	CURRENT	CUMULATIVE	CURRENT	CUMULATIVE
Salaries	\$ 4,079.05	\$ 44,629.25	\$ 19,992.92	\$ 215,584.29	\$ 24,071.97	\$ 260,213.54
FICA	\$ 312.05	\$ 3,408.03	\$ 1,529.46	\$ 16,492.21	\$ 1,841.51	\$ 19,900.25
Health & Welfare		\$ -	\$ 7,168.00	\$ 78,482.72	\$ 7,168.00	\$ 78,482.72
H & W FICA		\$ -	\$ 548.35	\$ 6,003.84	\$ 548.35	\$ 6,003.84
Fringe Benefit	\$ 177.69	\$ 1,513.63		\$ -	\$ 177.69	\$ 1,513.63
<b>Subtotal (110/111)</b>	<b>\$ 4,568.79</b>	<b>\$ 49,550.91</b>	<b>\$ 29,238.73</b>	<b>\$ 316,563.06</b>	<b>\$ 33,807.52</b>	<b>\$ 366,113.97</b>
<b>TRAVEL (220)</b>						
Local Mileage		\$ 43.63		\$ -	\$ -	\$ 43.63
		\$ -		\$ -	\$ -	\$ -
<b>Sub Total (220)</b>	<b>\$ -</b>	<b>\$ 43.63</b>	<b>\$ -</b>	<b>\$ -</b>	<b>\$ -</b>	<b>\$ 43.63</b>
<b>CONTRACTUAL (230)</b>						
Equipment Maintenance	\$ 16.17	\$ 748.82		\$ 1,150.22	\$ 16.17	\$ 1,899.04
Lease Equipment	\$ 50.12	\$ 501.20		\$ -	\$ 50.12	\$ 501.20
Building Rent	\$ 1,581.15	\$ 17,392.65	\$ 2,500.00	\$ 26,300.00	\$ 4,081.15	\$ 43,692.65
Staff Certification/Training	\$ 12.34	\$ 267.43		\$ 595.00	\$ 12.34	\$ 862.43
Drug Testing		\$ 35.60	\$ 20.00	\$ 220.00	\$ 20.00	\$ 255.60
Payroll Service Fees	\$ 7.40	\$ 71.02	\$ 50.50	\$ 416.95	\$ 57.90	\$ 487.97
Insurance	\$ 82.68	\$ 1,374.91	\$ 452.40	\$ 2,501.65	\$ 535.08	\$ 3,876.56
Printing		\$ 30.06		\$ -	\$ -	\$ 30.06
Audit/Professional Fees	\$ 262.50	\$ 2,729.98		\$ 1,931.88	\$ 262.50	\$ 4,661.86
Fire System		\$ 348.31		\$ 925.02	\$ -	\$ 1,273.33
Trash Removal	\$ 63.12	\$ 365.60	\$ 169.80	\$ 1,462.39	\$ 232.92	\$ 1,827.99
Workman's Comp	\$ 12.29	\$ 563.15	\$ 136.87	\$ 879.70	\$ 149.16	\$ 1,442.85
Building Maintenance	\$ 5.22	\$ 387.24		\$ 261.05	\$ 5.22	\$ 648.29
		\$ -		\$ -	\$ -	\$ -
		\$ -		\$ -	\$ -	\$ -
<b>Subtotal (230)</b>	<b>\$ 2,092.99</b>	<b>\$ 24,815.98</b>	<b>\$ 3,329.57</b>	<b>\$ 36,643.86</b>	<b>\$ 5,422.56</b>	<b>\$ 61,459.84</b>
<b>SUPPLIES AND MATERIALS (240)</b>						
Office Supplies	\$ 60.75	\$ 689.15		\$ 55.95	\$ 60.75	\$ 745.10
Household Supplies	\$ 26.52	\$ 182.27	\$ 264.34	\$ 1,561.13	\$ 290.86	\$ 1,743.40
Food	\$ 3.96	\$ 16.58	\$ 627.40	\$ 6,845.65	\$ 631.36	\$ 6,862.23
Fuel	\$ 24.75	\$ 345.11	\$ 226.07	\$ 3,722.44	\$ 250.82	\$ 4,067.55
<b>Subtotal (240)</b>	<b>\$ 115.98</b>	<b>\$ 1,233.11</b>	<b>\$ 1,117.81</b>	<b>\$ 12,185.17</b>	<b>\$ 1,233.79</b>	<b>\$ 13,418.28</b>
<b>EQUIPMENT (250) (under \$5000.00)</b>						
		\$ -		\$ -	\$ -	\$ -
		\$ -		\$ -	\$ -	\$ -
<b>Subtotal (250)</b>	<b>\$ -</b>	<b>\$ -</b>	<b>\$ -</b>	<b>\$ -</b>	<b>\$ -</b>	<b>\$ -</b>
<b>MISCELLANEOUS (290)</b>						
Miscellaneous	\$ 4.89	\$ 406.82	\$ 9.38	\$ 424.38	\$ 14.27	\$ 831.20
Client Assistance		\$ -	\$ 9.65	\$ 48.95	\$ 9.65	\$ 48.95
		\$ -		\$ -	\$ -	\$ -
<b>Subtotal (290)</b>	<b>\$ 4.89</b>	<b>\$ 406.82</b>	<b>\$ 19.03</b>	<b>\$ 473.33</b>	<b>\$ 23.92</b>	<b>\$ 880.15</b>
<b>UTILITIES (360)</b>						
Power	\$ 349.29	\$ 3,464.41	\$ 1,449.35	\$ 14,393.32	\$ 1,798.64	\$ 17,857.73
Water/Sewer	\$ 202.84	\$ 483.80	\$ 174.69	\$ 3,541.36	\$ 377.53	\$ 4,025.16
Telephone/Fax	\$ 18.67	\$ 451.06	\$ 156.18	\$ 1,697.85	\$ 174.85	\$ 2,148.91
<b>Subtotal (360)</b>	<b>\$ 570.80</b>	<b>\$ 4,399.27</b>	<b>\$ 1,780.22</b>	<b>\$ 19,632.53</b>	<b>\$ 2,351.02</b>	<b>\$ 24,031.80</b>
<b>CAPITAL OUTLAY (450) (over \$5000.00)</b>						
		\$ -		\$ -	\$ -	\$ -
		\$ -		\$ -	\$ -	\$ -
<b>Subtotal (450)</b>	<b>\$ -</b>	<b>\$ -</b>	<b>\$ -</b>	<b>\$ -</b>	<b>\$ -</b>	<b>\$ -</b>
<b>GRAND TOTAL</b>	<b>\$ 7,353.45</b>	<b>\$ 80,449.72</b>	<b>\$ 35,485.36</b>	<b>\$ 385,497.94</b>	<b>\$ 42,838.81</b>	<b>\$ 465,947.66</b>

**FY-2019 EXPENDITURE REPORT - SUPPLEMENTAL FOR OVERTIME  
CATHOLIC SOCIAL SERVICE  
ALEE SHELTER (CHILDREN)**

**FOR THE MONTH ENDING: AUGUST 31, 2019**

PERSONNEL & BENEFITS COSTS (110)	ADMINISTRATIVE COSTS		SERVICE EXPENDITURES			TOTAL	
	CURRENT	CUMULATIVE	CURRENT	CUMULATIVE	CURRENT	YTD/CUMULATIVE	
Salaries - Overtime			\$ 1,987.20	\$ 1,987.20	\$ 1,987.20	\$ 1,987.20	
FICA - Overtime			\$ 152.02	\$ 152.02	\$ 152.02	\$ 152.02	
Health & Welfare					\$ -	\$ -	
H & W FICA					\$ -	\$ -	
Fringe Benefit					\$ -	\$ -	
<b>Subtotal (110/111)</b>	\$ -	\$ -	\$ 2,139.22	\$ 2,139.22	\$ 2,139.22	\$ 2,139.22	
<b>TRAVEL (220)</b>							
Local Mileage						\$ -	
<b>Sub Total (220)</b>	\$ -	\$ -	\$ -	\$ -	\$ -	\$ -	
<b>CONTRACTUAL (230)</b>							
Equipment Maintenance						\$ -	
Lease Equipment						\$ -	
Building Rent						\$ -	
Staff Certification/Training						\$ -	
Drug Testing						\$ -	
Payroll Service Fees						\$ -	
Insurance						\$ -	
Printing						\$ -	
Audit/Professional Fees						\$ -	
Fire System						\$ -	
Trash Removal						\$ -	
Workman's Comp						\$ -	
Building Maintenance						\$ -	
<b>Subtotal (230)</b>	\$ -	\$ -	\$ -	\$ -	\$ -	\$ -	
<b>SUPPLIES AND MATERIALS (240)</b>							
Office Supplies						\$ -	
Household Supplies						\$ -	
Food						\$ -	
Fuel						\$ -	
<b>Subtotal (240)</b>	\$ -	\$ -	\$ -	\$ -	\$ -	\$ -	
<b>MAINTENANCE (250)</b>							
<b>Subtotal (250)</b>	\$ -	\$ -	\$ -	\$ -	\$ -	\$ -	
<b>OTHER (290)</b>							
Miscellaneous						\$ -	
Client Assistance						\$ -	
<b>Subtotal (290)</b>	\$ -	\$ -	\$ -	\$ -	\$ -	\$ -	
<b>UTILITIES (360)</b>							
Power						\$ -	
Water/Sewer						\$ -	
Telephone/Fax						\$ -	
<b>Subtotal (360)</b>	\$ -	\$ -	\$ -	\$ -	\$ -	\$ -	
<b>OTHER (450)</b>							
<b>Subtotal (450)</b>	\$ -	\$ -	\$ -	\$ -	\$ -	\$ -	
<b>GRAND TOTAL</b>	\$ -	\$ -	\$ 2,139.22	\$ 2,139.22	\$ 2,139.22	\$ 2,139.22	



**FY-2019 EXPENDITURE REPORT  
CATHOLIC SOCIAL SERVICE  
ALEE (ADULT)**

**FOR THE MONTH ENDING: SEPTEMBER 30, 2019**

PERSONNEL & BENEFITS COSTS (110/111)	ADMINISTRATIVE COSTS		SERVICE EXPENDITURES		TOTAL	
	CURRENT	CUMULATIVE	CURRENT	CUMULATIVE	CURRENT	Y-T-D CUMULATIVE
Salaries	\$ 3,305.11	\$ 45,830.03	\$ 19,380.06	\$ 231,796.22	\$ 22,685.17	\$ 277,626.25
FICA	\$ 252.84	\$ 3,511.39	\$ 1,482.57	\$ 17,732.42	\$ 1,735.41	\$ 21,243.81
Health & Welfare		\$ -	\$ 6,881.28	\$ 82,667.20	\$ 6,881.28	\$ 82,667.20
H & W FICA		\$ -	\$ 526.42	\$ 6,324.05	\$ 526.42	\$ 6,324.05
Fringe Benefits	\$ 105.30	\$ 1,148.28		\$ -	\$ 105.30	\$ 1,148.28
Overtime	\$ -	\$ -			\$ -	\$ -
<b>Subtotal (110/111)</b>	<b>\$ 3,663.25</b>	<b>\$ 50,489.70</b>	<b>\$ 28,270.33</b>	<b>\$ 338,519.89</b>	<b>\$ 31,933.58</b>	<b>\$ 389,009.59</b>
<b>TRAVEL (220)</b>						
Local Mileage	\$ 6.94	\$ 77.57		\$ -	\$ 6.94	\$ 77.57
		\$ -		\$ -	\$ -	\$ -
<b>Sub Total (220)</b>	<b>\$ 6.94</b>	<b>\$ 77.57</b>	<b>\$ -</b>	<b>\$ -</b>	<b>\$ 6.94</b>	<b>\$ 77.57</b>
<b>CONTRACTUAL (230)</b>						
Equipment Maintenance	\$ 19.83	\$ 601.40	\$ 19.83	\$ 1,966.76	\$ 39.66	\$ 2,568.16
Lease Equipment	\$ 44.55	\$ 534.60		\$ -	\$ 44.55	\$ 534.60
Building Rent	\$ 1,405.43	\$ 16,865.60		\$ -	\$ 1,405.43	\$ 16,865.60
Staff Certification/Training		\$ 234.79	\$ 127.00	\$ 2,069.91	\$ 127.00	\$ 2,304.70
Drug Testing	\$ 1.60	\$ 29.00	\$ 20.00	\$ 400.00	\$ 21.60	\$ 429.00
Payroll Service Fees	\$ 4.17	\$ 62.45	\$ 38.20	\$ 467.73	\$ 42.37	\$ 530.18
Insurance	\$ 73.50	\$ 1,122.88	\$ 452.40	\$ 3,376.37	\$ 525.90	\$ 4,499.25
Printing		\$ 26.72		\$ -	\$ -	\$ 26.72
Audit & Professional Fees	\$ 233.33	\$ 2,662.02		\$ 1,847.05	\$ 233.33	\$ 4,509.07
Fire System		\$ -	\$ 739.98	\$ 1,508.34	\$ 739.98	\$ 1,508.34
Trash Removal	\$ 61.31	\$ 663.10	\$ 188.41	\$ 2,272.37	\$ 249.72	\$ 2,935.47
Workman's Comp	\$ 10.92	\$ 109.20	\$ 118.38	\$ 1,183.80	\$ 129.30	\$ 1,293.00
Building Maintenance	\$ 109.44	\$ 894.31	\$ 1,085.00	\$ 1,747.37	\$ 1,194.44	\$ 2,641.68
		\$ -		\$ -	\$ -	\$ -
		\$ -		\$ -	\$ -	\$ -
		\$ -		\$ -	\$ -	\$ -
<b>Subtotal (230)</b>	<b>\$ 1,964.08</b>	<b>\$ 23,806.08</b>	<b>\$ 2,789.20</b>	<b>\$ 16,839.70</b>	<b>\$ 4,753.28</b>	<b>\$ 40,645.77</b>
<b>SUPPLIES AND MATERIALS (240)</b>						
Office Supplies	\$ 47.68	\$ 817.34	\$ 36.26	\$ 1,575.91	\$ 83.94	\$ 2,393.25
Household Supplies	\$ 2.24	\$ 195.58	\$ -	\$ 2,126.48	\$ 2.24	\$ 2,322.06
Food		\$ 15.76	\$ 75.00	\$ 6,896.66	\$ 75.00	\$ 6,912.42
Fuel	\$ 25.33	\$ 347.42	\$ 351.03	\$ 4,965.70	\$ 376.36	\$ 5,313.12
<b>Subtotal (240)</b>	<b>\$ 75.25</b>	<b>\$ 1,376.10</b>	<b>\$ 462.29</b>	<b>\$ 15,564.75</b>	<b>\$ 537.54</b>	<b>\$ 16,940.85</b>
<b>EQUIPMENT (250) (under \$5000.00)</b>						
		\$ -		\$ -	\$ -	\$ -
		\$ -		\$ -	\$ -	\$ -
<b>Subtotal (250)</b>		<b>\$ -</b>	<b>\$ -</b>	<b>\$ -</b>	<b>\$ -</b>	<b>\$ -</b>
<b>MISCELLANEOUS (290)</b>						
Client Assistance		\$ -	\$ 476.25	\$ 531.25	\$ 476.25	\$ 531.25
License/Fees		\$ 378.15		\$ 326.33	\$ -	\$ 704.48
		\$ -		\$ -	\$ -	\$ -
<b>Subtotal (290)</b>		<b>\$ 378.15</b>	<b>\$ 476.25</b>	<b>\$ 857.58</b>	<b>\$ 476.25</b>	<b>\$ 1,235.73</b>
<b>UTILITIES (360)</b>						
Power	\$ 311.84	\$ 3,391.32	\$ 1,707.60	\$ 17,644.97	\$ 2,019.44	\$ 21,036.29
Water/Sewer	\$ 498.95	\$ 947.99	\$ 903.73	\$ 8,822.02	\$ 1,402.68	\$ 9,770.01
Telephone/Fax	\$ 16.59	\$ 453.18	\$ 171.85	\$ 2,308.77	\$ 188.44	\$ 2,761.95
<b>Subtotal (360)</b>	<b>\$ 827.38</b>	<b>\$ 4,792.49</b>	<b>\$ 2,783.18</b>	<b>\$ 28,775.76</b>	<b>\$ 3,610.56</b>	<b>\$ 33,568.25</b>
<b>CAPITAL OUTLAY (450) (over \$5000.00)</b>						
		\$ -		\$ -	\$ -	\$ -
		\$ -		\$ -	\$ -	\$ -
<b>Subtotal (450)</b>	<b>\$ -</b>	<b>\$ -</b>	<b>\$ -</b>	<b>\$ -</b>	<b>\$ -</b>	<b>\$ -</b>
<b>GRAND TOTAL</b>	<b>\$ 6,536.90</b>	<b>\$ 80,920.09</b>	<b>\$ 34,781.25</b>	<b>\$ 400,557.68</b>	<b>\$ 41,318.15</b>	<b>\$ 481,477.77</b>

**FY-2019 EXPENDITURE REPORT - SUPPLEMENTAL FOR OVERTIME,  
CATHOLIC SOCIAL SERVICE  
ALEE (ADULT)**

**FOR THE MONTH ENDING: SEPTEMBER 30, 2019**

PERSONNEL & BENEFITS COSTS (110/111)	ADMINISTRATIVE COSTS		SERVICE EXPENDITURES		TOTAL	
	CURRENT	CUMULATIVE	CURRENT	CUMULATIVE	CURRENT	Y-T-D CUMULATIVE
Salaries - Overtime			\$ 772.13	\$ 3,186.16		\$ 3,186.16
FICA - Overtime			\$ 59.07	\$ 243.07		\$ 243.07
Health & Welfare						\$ -
H & W FICA						\$ -
Fringe Benefits						\$ -
					\$ -	\$ -
<b>Subtotal (110/111)</b>	\$ -	\$ -	\$ 831.20	\$ 3,429.23	\$ 831.20	\$ 3,429.23
<b>TRAVEL (220)</b>						
Local Mileage						\$ -
						\$ -
<b>Sub Total (220)</b>	\$ -		\$ -	\$ -	\$ -	\$ -
<b>CONTRACTUAL (230)</b>						
Equipment Maintenance						\$ -
Lease Equipment						\$ -
Building Rent						\$ -
Staff Certification/Training						\$ -
Drug Testing						\$ -
Payroll Service Fees						\$ -
Insurance						\$ -
Printing						\$ -
Audit						\$ -
Fire System						\$ -
Trash Removal						\$ -
Workman's Comp						\$ -
Building Maintenance						\$ -
						\$ -
						\$ -
						\$ -
<b>Subtotal (230)</b>	\$ -	\$ -	\$ -	\$ -	\$ -	\$ -
<b>SUPPLIES AND MATERIALS (240)</b>						
Office Supplies						\$ -
Household Supplies						\$ -
Food						\$ -
Fuel						\$ -
<b>Subtotal (240)</b>	\$ -	\$ -	\$ -	\$ -	\$ -	\$ -
<b>EQUIPMENT (250) (under \$5000.00)</b>						
Upright Freezer		\$ -		\$ -	\$ -	\$ -
		\$ -		\$ -	\$ -	\$ -
<b>Subtotal (250)</b>		\$ -	\$ -	\$ -	\$ -	\$ -
<b>MISCELLANEOUS (290)</b>						
Client Assistance						\$ -
License/Fees						\$ -
						\$ -
<b>Subtotal (290)</b>		\$ -	\$ -	\$ -	\$ -	\$ -
<b>UTILITIES (360)</b>						
Power						\$ -
Water/Sewer						\$ -
Telephone/Fax						\$ -
<b>Subtotal (360)</b>	\$ -		\$ -	\$ -	\$ -	\$ -
<b>CAPITAL OUTLAY (450) (over \$5000.00)</b>						
		\$ -		\$ -	\$ -	\$ -
		\$ -		\$ -	\$ -	\$ -
<b>Subtotal (450)</b>	\$ -	\$ -	\$ -	\$ -	\$ -	\$ -
<b>GRAND TOTAL</b>	\$ -	\$ -	\$ 831.20	\$ 3,429.23	\$ 831.20	\$ 3,429.23

**FY-2019 EXPENDITURE REPORT - TOTAL EXPENDITURE INCLUDING OVERTIME  
CATHOLIC SOCIAL SERVICE  
ALEE (ADULT)**

FOR THE MONTH ENDING: SEPTEMBER 30, 2019

PERSONNEL & BENEFITS COSTS (110/111)	ADMINISTRATIVE COSTS		SERVICE EXPENDITURES		TOTAL	
	CURRENT	CUMULATIVE	CURRENT	CUMULATIVE	CURRENT	Y-TD CUMULATIVE
Salaries	\$ 3,305.11	\$ 45,830.03	\$ 19,380.06	\$ 231,796.22	\$ 22,685.17	\$ 277,626.25
FICA	\$ 252.84	\$ 3,511.39	\$ 1,482.57	\$ 17,732.42	\$ 1,735.41	\$ 21,243.81
Health & Welfare		\$ -	\$ 6,881.28	\$ 82,667.20	\$ 6,881.28	\$ 82,667.20
H & W FICA		\$ -	\$ 526.42	\$ 6,324.05	\$ 526.42	\$ 6,324.05
Fringe Benefits	\$ 105.30	\$ 1,148.28		\$ -	\$ 105.30	\$ 1,148.28
Overtime	\$ -	\$ -	\$ 772.13	\$ 3,186.16	\$ 772.13	\$ 3,186.16
Overtime - FICA			\$ 59.07	\$ 243.07	\$ 59.07	\$ 243.07
<b>Subtotal (110/111)</b>	<b>\$ 3,663.25</b>	<b>\$ 50,489.70</b>	<b>\$ 29,101.53</b>	<b>\$ 341,949.12</b>	<b>\$ 32,764.78</b>	<b>\$ 392,438.82</b>
<b>TRAVEL (220)</b>						
Local Mileage	\$ 6.94	\$ 77.57		\$ -	\$ 6.94	\$ 77.57
		\$ -		\$ -	\$ -	\$ -
<b>Sub Total (220)</b>	<b>\$ 6.94</b>	<b>\$ 77.57</b>	<b>\$ -</b>	<b>\$ -</b>	<b>\$ 6.94</b>	<b>\$ 77.57</b>
<b>CONTRACTUAL (230)</b>						
Equipment Maintenance	\$ 19.83	\$ 601.40	\$ 19.83	\$ 1,966.76	\$ 39.66	\$ 2,568.16
Lease Equipment	\$ 44.55	\$ 534.60		\$ -	\$ 44.55	\$ 534.60
Building Rent	\$ 1,405.43	\$ 16,865.60		\$ -	\$ 1,405.43	\$ 16,865.60
Staff Certification/Training		\$ 234.79	\$ 127.00	\$ 2,069.91	\$ 127.00	\$ 2,304.70
Drug Testing	\$ 1.60	\$ 29.00	\$ 20.00	\$ 400.00	\$ 21.60	\$ 429.00
Payroll Service Fees	\$ 4.17	\$ 62.45	\$ 38.20	\$ 467.73	\$ 42.37	\$ 530.18
Insurance	\$ 73.50	\$ 1,122.88	\$ 452.40	\$ 3,376.37	\$ 525.90	\$ 4,499.25
Printing		\$ 26.72		\$ -	\$ -	\$ 26.72
Audit & Professional Fees	\$ 233.33	\$ 2,662.02		\$ 1,847.05	\$ 233.33	\$ 4,509.07
Fire System		\$ -	\$ 739.98	\$ 1,508.34	\$ 739.98	\$ 1,508.34
Trash Removal	\$ 61.31	\$ 663.10	\$ 188.41	\$ 2,272.37	\$ 249.72	\$ 2,935.47
Workman's Comp	\$ 10.92	\$ 109.20	\$ 118.38	\$ 1,183.80	\$ 129.30	\$ 1,293.00
Building Maintenance	\$ 109.44	\$ 894.31	\$ 1,085.00	\$ 1,747.37	\$ 1,194.44	\$ 2,641.68
		\$ -		\$ -	\$ -	\$ -
		\$ -		\$ -	\$ -	\$ -
		\$ -		\$ -	\$ -	\$ -
<b>Subtotal (230)</b>	<b>\$ 1,964.08</b>	<b>\$ 23,806.08</b>	<b>\$ 2,789.20</b>	<b>\$ 16,839.70</b>	<b>\$ 4,753.28</b>	<b>\$ 40,645.77</b>
<b>SUPPLIES AND MATERIALS (240)</b>						
Office Supplies	\$ 47.68	\$ 817.34	\$ 36.26	\$ 1,575.91	\$ 83.94	\$ 2,393.25
Household Supplies	\$ 2.24	\$ 195.58	\$ -	\$ 2,126.48	\$ 2.24	\$ 2,322.06
Food		\$ 15.76	\$ 75.00	\$ 6,896.66	\$ 75.00	\$ 6,912.42
Fuel	\$ 25.33	\$ 347.42	\$ 351.03	\$ 4,965.70	\$ 376.36	\$ 5,313.12
<b>Subtotal (240)</b>	<b>\$ 75.25</b>	<b>\$ 1,376.10</b>	<b>\$ 462.29</b>	<b>\$ 15,564.75</b>	<b>\$ 537.54</b>	<b>\$ 16,940.85</b>
<b>EQUIPMENT (250) (under \$5000.00)</b>						
		\$ -		\$ -	\$ -	\$ -
		\$ -		\$ -	\$ -	\$ -
<b>Subtotal (250)</b>		<b>\$ -</b>	<b>\$ -</b>	<b>\$ -</b>	<b>\$ -</b>	<b>\$ -</b>
<b>MISCELLANEOUS (290)</b>						
Client Assistance		\$ -	\$ 476.25	\$ 531.25	\$ 476.25	\$ 531.25
License/Fees		\$ 378.15		\$ 326.33	\$ -	\$ 704.48
		\$ -		\$ -	\$ -	\$ -
<b>Subtotal (290)</b>		<b>\$ 378.15</b>	<b>\$ 476.25</b>	<b>\$ 857.58</b>	<b>\$ 476.25</b>	<b>\$ 1,235.73</b>
<b>UTILITIES (360)</b>						
Power	\$ 311.84	\$ 3,391.32	\$ 1,707.60	\$ 17,644.97	\$ 2,019.44	\$ 21,036.29
Water/Sewer	\$ 498.95	\$ 947.99	\$ 903.73	\$ 8,822.02	\$ 1,402.68	\$ 9,770.01
Telephone/Fax	\$ 16.59	\$ 453.18	\$ 171.85	\$ 2,308.77	\$ 188.44	\$ 2,761.95
<b>Subtotal (360)</b>	<b>\$ 827.38</b>	<b>\$ 4,792.49</b>	<b>\$ 2,783.18</b>	<b>\$ 28,775.76</b>	<b>\$ 3,610.56</b>	<b>\$ 33,568.25</b>
<b>CAPITAL OUTLAY (450) (over \$5000.00)</b>						
		\$ -		\$ -	\$ -	\$ -
		\$ -		\$ -	\$ -	\$ -
<b>Subtotal (450)</b>	<b>\$ -</b>	<b>\$ -</b>	<b>\$ -</b>	<b>\$ -</b>	<b>\$ -</b>	<b>\$ -</b>
<b>GRAND TOTAL</b>	<b>\$ 6,536.90</b>	<b>\$ 80,920.09</b>	<b>\$ 35,612.45</b>	<b>\$ 403,986.91</b>	<b>\$ 42,149.35</b>	<b>\$ 484,907.00</b>




**FY-2019 EXPENDITURE REPORT  
CATHOLIC SOCIAL SERVICE  
ALEE SHELTER (CHILDREN)**

**FOR THE MONTH ENDING: SEPTEMBER 30, 2019**

PERSONNEL & BENEFITS COSTS (110/111)	ADMINISTRATIVE COSTS		SERVICE EXPENDITURES		TOTAL	
	CURRENT	CUMULATIVE	CURRENT	CUMULATIVE	CURRENT	YTD CUMULATIVE
Salaries	\$ 3,718.24	\$ 48,347.49	\$ 21,643.70	\$ 237,227.99	\$ 25,361.94	\$ 285,575.48
FICA	\$ 284.45	\$ 3,692.48	\$ 1,655.74	\$ 18,147.96	\$ 1,940.19	\$ 21,840.44
Health & Welfare		\$ -	\$ 6,881.28	\$ 85,364.00	\$ 6,881.28	\$ 85,364.00
H & W FICA		\$ -	\$ 526.42	\$ 6,530.26	\$ 526.42	\$ 6,530.26
Fringe Benefits	\$ 118.46	\$ 1,632.09		\$ -	\$ 118.46	\$ 1,632.09
Overtime	\$ -	\$ -		\$ -	\$ -	\$ -
<b>Subtotal (110/111)</b>	<b>\$ 4,121.15</b>	<b>\$ 53,672.06</b>	<b>\$ 30,707.14</b>	<b>\$ 347,270.20</b>	<b>\$ 34,828.29</b>	<b>\$ 400,942.26</b>
<b>TRAVEL (220)</b>						
Local Mileage	\$ 35.83	\$ 79.46		\$ -	\$ 35.83	\$ 79.46
		\$ -		\$ -	\$ -	\$ -
<b>Sub Total (220)</b>	<b>\$ 35.83</b>	<b>\$ 79.46</b>	<b>\$ -</b>	<b>\$ -</b>	<b>\$ 35.83</b>	<b>\$ 79.46</b>
<b>CONTRACTUAL (230)</b>						
Equipment / Vehicle Maintenance	\$ 22.30	\$ 771.12	\$ 17.52	\$ 1,167.74	\$ 39.82	\$ 1,938.86
Lease Equipment	\$ 50.12	\$ 551.32		\$ -	\$ 50.12	\$ 551.32
Building Rent	\$ 1,581.15	\$ 18,973.80	\$ 2,500.00	\$ 28,800.00	\$ 4,081.15	\$ 47,773.80
Staff Certification/Training		\$ 267.43	\$ 245.00	\$ 840.00	\$ 245.00	\$ 1,107.43
Drug Testing	\$ 1.80	\$ 37.40		\$ 220.00	\$ 1.80	\$ 257.40
Payroll Service Fees	\$ 4.70	\$ 75.72	\$ 31.99	\$ 448.94	\$ 36.69	\$ 524.66
Insurance	\$ 82.69	\$ 1,457.60		\$ 2,501.65	\$ 82.69	\$ 3,959.25
Printing		\$ 30.06		\$ -	\$ -	\$ 30.06
Audit/Professional Fees	\$ 262.50	\$ 2,992.48		\$ 1,931.88	\$ 262.50	\$ 4,924.36
Fire System		\$ -		\$ -	\$ -	\$ -
Trash Removal	\$ 68.98	\$ 746.02	\$ 197.57	\$ 2,174.37	\$ 266.55	\$ 2,920.39
Workman's Comp	\$ 12.29	\$ 122.90	\$ 136.87	\$ 1,368.70	\$ 149.16	\$ 1,491.60
Building Maintenance	\$ 123.12	\$ 999.77		\$ 319.53	\$ 123.12	\$ 1,319.30
		\$ -		\$ -	\$ -	\$ -
		\$ -		\$ -	\$ -	\$ -
<b>Subtotal (230)</b>	<b>\$ 2,209.65</b>	<b>\$ 27,025.63</b>	<b>\$ 3,128.95</b>	<b>\$ 39,772.81</b>	<b>\$ 5,338.60</b>	<b>\$ 66,798.44</b>
<b>SUPPLIES AND MATERIALS (240)</b>						
Office Supplies	\$ 63.42	\$ 752.57	\$ 160.75	\$ 216.70	\$ 224.17	\$ 969.27
Household Supplies	\$ 2.52	\$ 184.79		\$ 1,561.13	\$ 2.52	\$ 1,745.92
Food		\$ 16.58		\$ 6,845.65	\$ -	\$ 6,862.23
Fuel	\$ 38.50	\$ 383.61	\$ 416.13	\$ 4,138.57	\$ 454.63	\$ 4,522.18
<b>Subtotal (240)</b>	<b>\$ 104.44</b>	<b>\$ 1,337.55</b>	<b>\$ 576.88</b>	<b>\$ 12,762.05</b>	<b>\$ 681.32</b>	<b>\$ 14,099.60</b>
<b>EQUIPMENT (250) (under \$5000.00)</b>						
		\$ -		\$ -	\$ -	\$ -
		\$ -		\$ -	\$ -	\$ -
<b>Subtotal (250)</b>		\$ -	\$ -	\$ -	\$ -	\$ -
<b>MISCELLANEOUS (290)</b>						
License/Fees		\$ 406.82		\$ 424.38	\$ -	\$ 831.20
Client Assistance		\$ -		\$ 48.95	\$ -	\$ 48.95
		\$ -		\$ -	\$ -	\$ -
<b>Subtotal (290)</b>		<b>\$ 406.82</b>	<b>\$ -</b>	<b>\$ 473.33</b>	<b>\$ -</b>	<b>\$ 880.15</b>
<b>UTILITIES (360)</b>						
Power	\$ 350.82	\$ 3,815.23	\$ 1,423.32	\$ 15,816.64	\$ 1,774.14	\$ 19,631.87
Water/Sewer	\$ 561.32	\$ 1,045.12	\$ 182.76	\$ 3,724.12	\$ 744.08	\$ 4,769.24
Telephone/Fax	\$ 18.67	\$ 469.73	\$ 155.47	\$ 1,853.32	\$ 174.14	\$ 2,323.05
<b>Subtotal (360)</b>	<b>\$ 930.81</b>	<b>\$ 5,330.08</b>	<b>\$ 1,761.55</b>	<b>\$ 21,394.08</b>	<b>\$ 2,692.36</b>	<b>\$ 26,724.16</b>
<b>CAPITAL OUTLAY (450) (over \$5000.00)</b>						
		\$ -		\$ -	\$ -	\$ -
		\$ -		\$ -	\$ -	\$ -
<b>Subtotal (450)</b>		\$ -	\$ -	\$ -	\$ -	\$ -
<b>GRAND TOTAL</b>	<b>\$ 7,401.88</b>	<b>\$ 87,851.60</b>	<b>\$ 36,174.52</b>	<b>\$ 421,672.47</b>	<b>\$ 43,576.40</b>	<b>\$ 509,524.07</b>


**FY-2019 EXPENDITURE REPORT - SUPPLEMENTAL FOR OVERTIME  
CATHOLIC SOCIAL SERVICE  
ALEE SHELTER (CHILDREN)**



**FOR THE MONTH ENDING: SEPTEMBER 30, 2019**

PERSONNEL & BENEFITS COSTS (110/111)	ADMINISTRATIVE COSTS		SERVICE EXPENDITURES		TOTAL	
	CURRENT	CUMULATIVE	CURRENT	CUMULATIVE	CURRENT	CUMULATIVE
Salaries - Overtime			\$ 1,135.50	\$ 3,122.70	\$ 1,135.50	\$ 3,122.70
FICA - Overtime			\$ 86.87	\$ 238.89	\$ 86.87	\$ 238.89
Health & Welfare					\$ -	\$ -
H & W FICA					\$ -	\$ -
Fringe Benefits					\$ -	\$ -
					\$ -	\$ -
<b>Subtotal (110/111)</b>	\$ -	\$ -	\$ 1,222.37	\$ 3,361.59	\$ 1,222.37	\$ 3,361.59
<b>TRAVEL (220)</b>						
Local Mileage						\$ -
						\$ -
<b>Sub Total (220)</b>	\$ -	\$ -	\$ -	\$ -	\$ -	\$ -
<b>CONTRACTUAL (230)</b>						
Equipment Maintenance						\$ -
Lease Equipment						\$ -
Building Rent						\$ -
Staff Certification/Training						\$ -
Drug Testing						\$ -
Payroll Service Fees						\$ -
Insurance						\$ -
Printing						\$ -
Audit/Professional Fees						\$ -
Fire System						\$ -
Trash Removal						\$ -
Workman's Comp						\$ -
Building Maintenance						\$ -
						\$ -
						\$ -
						\$ -
<b>Subtotal (230)</b>	\$ -	\$ -	\$ -	\$ -	\$ -	\$ -
<b>SUPPLIES AND MATERIALS (240)</b>						
Office Supplies						\$ -
Household Supplies						\$ -
Food						\$ -
Fuel						\$ -
<b>Subtotal (240)</b>	\$ -	\$ -	\$ -	\$ -	\$ -	\$ -
<b>EQUIPMENT (250) (under \$5000.00)</b>						
		\$ -		\$ -	\$ -	\$ -
		\$ -		\$ -	\$ -	\$ -
<b>Subtotal (250)</b>		\$ -	\$ -	\$ -	\$ -	\$ -
<b>MISCELLANEOUS (290)</b>						
Miscellaneous						\$ -
License/Fees						\$ -
						\$ -
<b>Subtotal (290)</b>		\$ -	\$ -	\$ -	\$ -	\$ -
<b>UTILITIES (360)</b>						
Power						\$ -
Water/Sewer						\$ -
Telephone/Fax						\$ -
<b>Subtotal (360)</b>	\$ -	\$ -	\$ -	\$ -	\$ -	\$ -
<b>CAPITAL OUTLAY (450) (over \$5000.00)</b>						
		\$ -		\$ -	\$ -	\$ -
		\$ -		\$ -	\$ -	\$ -
<b>Subtotal (450)</b>		\$ -	\$ -	\$ -	\$ -	\$ -
<b>GRAND TOTAL</b>	\$ -	\$ -	\$ 1,222.37	\$ 3,361.59	\$ 1,222.37	\$ 3,361.59

**FY-2019 EXPENDITURE REPORT - TOTAL EXPENDITURE INCLUDING OVERTIME  
CATHOLIC SOCIAL SERVICE  
ALEE SHELTER (CHILDREN)**



**FOR THE MONTH ENDING: SEPTEMBER 30, 2019**

PERSONNEL & BENEFITS COSTS (110/111)	ADMINISTRATIVE COSTS		SERVICE EXPENDITURES		TOTAL	
	CURRENT	CUMULATIVE	CURRENT	CUMULATIVE	CURRENT	CUMULATIVE
Salaries	\$ 3,718.24	\$ 48,347.49	\$ 21,643.70	\$ 237,227.99	\$ 25,361.94	\$ 285,575.48
FICA	\$ 284.45	\$ 3,692.48	\$ 1,655.74	\$ 18,147.96	\$ 1,940.19	\$ 21,840.44
Health & Welfare		\$ -	\$ 6,881.28	\$ 85,364.00	\$ 6,881.28	\$ 85,364.00
H & W FICA		\$ -	\$ 526.42	\$ 6,530.26	\$ 526.42	\$ 6,530.26
Fringe Benefits	\$ 118.46	\$ 1,632.09		\$ -	\$ 118.46	\$ 1,632.09
Overtime	\$ -	\$ -	\$ 1,135.50	\$ 3,122.70	\$ 1,135.50	\$ 3,122.70
Overtime - FICA			\$ 86.87	\$ 238.89	\$ 86.87	\$ 238.89
<b>Subtotal (110/111)</b>	<b>\$ 4,121.15</b>	<b>\$ 53,672.06</b>	<b>\$ 31,929.51</b>	<b>\$ 350,631.79</b>	<b>\$ 36,050.66</b>	<b>\$ 404,303.85</b>
<b>TRAVEL (220)</b>						
Local Mileage	\$ 35.83	\$ 79.46		\$ -	\$ 35.83	\$ 79.46
		\$ -		\$ -	\$ -	\$ -
<b>Sub Total (220)</b>	<b>\$ 35.83</b>	<b>\$ 79.46</b>	<b>\$ -</b>	<b>\$ -</b>	<b>\$ 35.83</b>	<b>\$ 79.46</b>
<b>CONTRACTUAL (230)</b>						
Equipment / Vehicle Maintenance	\$ 22.30	\$ 771.12	\$ 17.52	\$ 1,167.74	\$ 39.82	\$ 1,938.86
Lease Equipment	\$ 50.12	\$ 551.32		\$ -	\$ 50.12	\$ 551.32
Building Rent	\$ 1,581.15	\$ 18,973.80	\$ 2,500.00	\$ 28,800.00	\$ 4,081.15	\$ 47,773.80
Staff Certification/Training		\$ 267.43	\$ 245.00	\$ 840.00	\$ 245.00	\$ 1,107.43
Drug Testing	\$ 1.80	\$ 37.40		\$ 220.00	\$ 1.80	\$ 257.40
Payroll Service Fees	\$ 4.70	\$ 75.72	\$ 31.99	\$ 448.94	\$ 36.69	\$ 524.66
Insurance	\$ 82.69	\$ 1,457.60		\$ 2,501.65	\$ 82.69	\$ 3,959.25
Printing		\$ 30.06		\$ -	\$ -	\$ 30.06
Audit/Professional Fees	\$ 262.50	\$ 2,992.48		\$ 1,931.88	\$ 262.50	\$ 4,924.36
Fire System		\$ -		\$ -	\$ -	\$ -
Trash Removal	\$ 68.98	\$ 746.02	\$ 197.57	\$ 2,174.37	\$ 266.55	\$ 2,920.39
Workman's Comp	\$ 12.29	\$ 122.90	\$ 136.87	\$ 1,368.70	\$ 149.16	\$ 1,491.60
Building Maintenance	\$ 123.12	\$ 999.77		\$ 319.53	\$ 123.12	\$ 1,319.30
		\$ -		\$ -	\$ -	\$ -
		\$ -		\$ -	\$ -	\$ -
		\$ -		\$ -	\$ -	\$ -
<b>Subtotal (230)</b>	<b>\$ 2,209.65</b>	<b>\$ 27,025.63</b>	<b>\$ 3,128.95</b>	<b>\$ 39,772.81</b>	<b>\$ 5,338.60</b>	<b>\$ 66,798.44</b>
<b>SUPPLIES AND MATERIALS (240)</b>						
Office Supplies	\$ 63.42	\$ 752.57	\$ 160.75	\$ 216.70	\$ 224.17	\$ 969.27
Household Supplies	\$ 2.52	\$ 184.79		\$ 1,561.13	\$ 2.52	\$ 1,745.92
Food		\$ 16.58		\$ 6,845.65	\$ -	\$ 6,862.23
Fuel	\$ 38.50	\$ 383.61	\$ 416.13	\$ 4,138.57	\$ 454.63	\$ 4,522.18
<b>Subtotal (240)</b>	<b>\$ 104.44</b>	<b>\$ 1,337.55</b>	<b>\$ 576.88</b>	<b>\$ 12,762.05</b>	<b>\$ 681.32</b>	<b>\$ 14,099.60</b>
<b>EQUIPMENT (250) (under \$5000.00)</b>						
		\$ -		\$ -	\$ -	\$ -
		\$ -		\$ -	\$ -	\$ -
<b>Subtotal (250)</b>		<b>\$ -</b>	<b>\$ -</b>	<b>\$ -</b>	<b>\$ -</b>	<b>\$ -</b>
<b>MISCELLANEOUS (290)</b>						
License/Fees		\$ 406.82		\$ 424.38	\$ -	\$ 831.20
Client Assistance		\$ -		\$ 48.95	\$ -	\$ 48.95
		\$ -		\$ -	\$ -	\$ -
<b>Subtotal (290)</b>		<b>\$ 406.82</b>	<b>\$ -</b>	<b>\$ 473.33</b>	<b>\$ -</b>	<b>\$ 880.15</b>
<b>UTILITIES (360)</b>						
Power	\$ 350.82	\$ 3,815.23	\$ 1,423.32	\$ 15,816.64	\$ 1,774.14	\$ 19,631.87
Water/Sewer	\$ 561.32	\$ 1,045.12	\$ 182.76	\$ 3,724.12	\$ 744.08	\$ 4,769.24
Telephone/Fax	\$ 18.67	\$ 469.73	\$ 155.47	\$ 1,853.32	\$ 174.14	\$ 2,323.05
<b>Subtotal (360)</b>	<b>\$ 930.81</b>	<b>\$ 5,330.08</b>	<b>\$ 1,761.55</b>	<b>\$ 21,394.08</b>	<b>\$ 2,692.36</b>	<b>\$ 26,724.16</b>
<b>CAPITAL OUTLAY (450) (over \$5000.00)</b>						
		\$ -		\$ -	\$ -	\$ -
		\$ -		\$ -	\$ -	\$ -
<b>Subtotal (450)</b>		<b>\$ -</b>	<b>\$ -</b>	<b>\$ -</b>	<b>\$ -</b>	<b>\$ -</b>
<b>GRAND TOTAL</b>	<b>\$ 7,401.88</b>	<b>\$ 87,851.60</b>	<b>\$ 37,396.89</b>	<b>\$ 425,034.06</b>	<b>\$ 44,798.77</b>	<b>\$ 512,885.66</b>