



**EDDIE BAZA CALVO**  
GOVERNOR

**RAY TENORIO**  
LIEUTENANT GOVERNOR

GOVERNMENT OF GUAM  
**DEPARTMENT OF PUBLIC HEALTH AND SOCIAL SERVICES**  
*DIPATTAMENTON SALUT PUPBLEKO YAN SETBISION SUSIAT*



**JAMES W. GILLAN**  
DIRECTOR

**LEO G. CASIL**  
DEPUTY DIRECTOR

OCT 22 2014


Honorable Judith T. Won Pat  
Speaker  
32<sup>nd</sup> Guam Legislature  
155 Hessler Place  
Hagatna, Guam 96910

Dear Madam Speaker:

Attached is the fiscal year 2014 annual report of activities and inventory of non-expendable property of the Alee I and II shelters. This is in compliance with Public Law 32-068, Chapter VIII, Section 10, relative to reporting requirements for non-profit organizations.

Should you have any questions or need additional information, please contact Ms. Linda B. Rodriguez, Human Services Program Administrator for the Bureau of Social Services Administration at 475-2653/2672. We appreciate your continued support.

Sincerely,



**JAMES W. GILLAN**

Attachment

Cc: Office of Public Accountability



**EDDIE BAZA CALVO**  
GOVERNOR

**RAY TENORIO**  
LIEUTENANT GOVERNOR

GOVERNMENT OF GUAM

**DEPARTMENT OF PUBLIC HEALTH AND SOCIAL SERVICES**  
**DIPATTAMENTON SALUT PUPBLEKO YAN SETBISION SUSIAT**



**JAMES W. GILLAN**  
DIRECTOR

**LEO G. CASIL**  
DEPUTY DIRECTOR

OCT 22 2014

Doris Flores Brooks, CPA, CGFM  
Public Auditor  
Office of Public Accountability  
Suite 401, DNA Building  
238 Archbishop Flores Street  
Hagatna, Guam 96910

Dear Ms. Brooks:

Attached is a copy of the fiscal year 2014 annual report of activities and inventory of non-expendable property of the Alee I and II shelters. This is in compliance with Public Law 32-068, Chapter VIII, Section 10, relative to reporting requirements for non-profit organizations.

Should you have any questions or need additional information, please contact Ms. Linda B. Rodriguez, Human Services Program Administrator for the Bureau of Social Services Administration at 475-2653/2672. We appreciate your continued support.

Sincerely,

A handwritten signature in black ink, appearing to read 'J. Gillan', written over the printed name 'JAMES W. GILLAN'.

**JAMES W. GILLAN**

Attachment



**Catholic  
Social  
Service**

*Catholic Charities Guam*

**Catholic Social Service**

234A U.S. Army Juan C. Fejeran Street  
Barrigada, Guam 96913

Tel: 671-635-1406 Fax: 671-635-1444

Email: [css@catholicsocialserviceguam.org](mailto:css@catholicsocialserviceguam.org)

Website: [www.catholicsocialserviceguam.org](http://www.catholicsocialserviceguam.org)

**Archbishop Anthony S. Apuron**  
OFM CAP D.D.  
President / Chairman  
Board of Trustees / Director

**Diana B. Calvo**  
Executive Director

To: **DEPARTMENT OF PUBLIC HEALTH & SOCIAL SERVICES**  
**123 Chalan Kareta**  
**Mangilao, Guam 96913**

**PROJECT REPORT**

CONTRACTOR: **CATHOLIC SOCIAL SERVICE**  
**#234-A U.S. Army Juan C. Ferjan Street**  
**Barrigada Heights, Guam 96913**

PROGRAM TITLE: **TITLE XX**

PROGJECT: **ALEE EMERGENCY SPOUSE ABUSE  
& CHILDREN'S SHELTER**


Please find the following:

- 1) FY2014 Annual Narrative Report
- 2) FY2014 Annual Report on Meals and Transportation
- 3) FY2014 Annual Compact Impact on Meals and Transportation
- 4) FY2014 Annual Population Category

PREPARED BY:

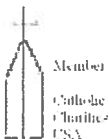
  
\_\_\_\_\_  
**PAULA M. PEREZ**  
PROGRAM MANAGER, ALEE SHELTER

APPROVED BY:

  
\_\_\_\_\_  
**DIANA B. CALVO**  
EXECUTIVE DIRECTOR

SUBMISSION DATE: October 7, 2014

***"Respecting The Dignity Of The Human Person Through Service"***



ANNUAL REPORT for ALEE SHELTERS  
October 1, 2013 to September 30, 2013

**ALEE SHELTERS FOR ABUSED WOMEN**

In fiscal year 2014 we served forty-eight (48) unduplicated adult clients and Ten (10) returning client.

Ethnicity breakdown is as follows:

Chamorro	20
Chuuckles	9
Caucasian	4
Filipino	4
Palauan	3
Carolinian	2
Pohnpeian	2
Yapese	1
Japanese	1
Saipanese	1
Hawaiian	1

---

48

Theses statistics rate Chamorro is the largest group and Chuuckles is the second largest group. The Filipino and Caucasian ethnicity ranks equally third. All other groups fall below four on the family violence admittance into the shelter.

Of the total number of women received at the women's shelter, there were sixteen (16) women physically abused, fifteen (15) reported of emotional abuse and seventeen (17) were both physical and emotionally abused. The totals show an increase in numbers of unduplicated clients from fiscal year 2013. This year, we have recorded three (3) rape case and two (2) pregnant; all forty-eight (48) cases were emergency situation.

Martial status is as follows:

Single	24	Divorced	5	Separated	1
Married	13	Common Law	5	Not Indicated	0

Amongst the single category ranked the highest and married women are second in rank, followed by common Law, and divorces have an equal amount and coming in last is separation category. There were some women that were admitted into the shelter, but did not stay overnight because they decided to leave or referred elsewhere.

The ages of the women range from eighteen to sixty and above. Within this range, the breakdown is as follows:

18-25	26-35	36-40	41-50	51-59	60 & above	Not Indicated
11	20	8	7	3	1	0

Number of children served this year was seventy-nine (79), thirty-nine (39) boys and forty (40) girls. The ages of children spanned the entire age of e eligibility in the women’s family shelter, from newborn to seventeen years.

Referrals continue to comes form various community agencies as ell as former clients, friends and professionals in the community. Outreach efforts at local malls, and community functions have positive impact, as the showing of informational calls increase. Women are seeking means to remove themselves from the threat, the fear and reach dependency.

A great deal of networking with other agencies who are involved in the assistance of abused women persist in excellent working relationship with Guam Legal Corporation, the Public Defenders Office, Guam Police Department Victim Assistance Unit, Victims Advocate Reaching Out (VARO) Immaculate Heart of Mary(IHOM) Healing Hearts as other local government and non-governmental agencies. Alee Shelter operates under funding form Department of Public Health Bureau of Social Services Administration (BOSSA) STOP Violence Against Women Act Grant, Sexual Assault Services Program Grant and Community Defined Solutions Grant through the Governor’s Community Outreach Federal Programs (GCO-FPO), and Victim of Crime Act (VOCA) through the Office of the Attorney General and monetary or in-kind donation from individuals, business, groups or organization.

## ALEE TRANSITIONAL HOUSING

We served Three (3) unduplicated adults for the year.

Ethnicity breakdown follows:

Chamorro	1
American Indian	1
Filipino	1
Total	<u>3</u>

Marital Status is as follow:

Single	1	Divorced	1	Separated	1
Married	0	Common-Law	0		

The ages of the women from late twenty's to late forty's

<u>18-20</u>	<u>21-30</u>	<u>31-40</u>	<u>41-50</u>	<u>51-59</u>
0	1	2	0	0

Number of Children served this year was four (4) 3 boys and 1 girl. The ages of children spanned the entire range of eligibility from toddlers to early teen.

Referrals come primarily from Alee Family Violence Shelter Victims. Department of Justice Office of Violence against Women Grant continues to provide funding for this program that is directly administered by Catholic Social Service.

ALEE CHILDREN SHELTER

Thirty-three (33) children have gone through the doors of Alee Shelter. All Thirty-three (33) children have exited the shelter. The caseworkers have found homes through locating foster homes or returned to parents as supervised through the court. The children range in ages from newborn to seventeen (17) years of age. The ethnicities of the children are as follows:

Chamorro	22
Pohnpeian	7
Chuukese	3
Yapese	<u>1</u>
	33

BOSSA informed CSS Alee shelter that they would not be placing any children with Alee II until all ADA requirements have been met. One (1) bathroom is near completion and a contractor is being sought to complete the work there and to build a ramp in the rear exit of the home. Once all ADA requirements are met, BOSSA will begin to place children in the shelter. All staff from Alee II has been re-assigned to Alee I in order to assist with the large number of clients and children in the shelter.


Alee shelter continues to receive several donations from the military, civic associations and local businesses. We are blessed with continuing strong community support in donations and volunteer services. Staff and children outing are provided during the summer months and throughout the years so that children would get the proper exercise for healthy living. All activities contribute to the children's self-esteem along with enhancement of their social skills.

The greatest challenge the program experienced this fiscal year was new Administration- sister Bridget and Tricia Tenor has bid us farewell. Paula M. Perez is the new Program Manager for CSS Alee Shelter, Louise Cruz was hired as the Administrative Assistant, Annette Meno is newly hired as the House Coordinator for the shelter and Aurea Tagudin is the new Social Worker.

Submitted by: Paula M. Perez  
Paula M. Perez, CSS Alee Shelter Program Manager

**Catholic Social Service – Alee Shelter**  
Annual Report on Meals and Transportation  
FY 2014 October 1, 2013 – September 30, 2014

I.	Alee I- Family Violence Shelter		
	Total Number of Women and Children	<u>127</u>	
	A. Total Number of Meals served (3 meals and 3 snacks per day)	-	2,961
	B. Total Number for Transportation Service	-	1,038
II.	Alee II- Children’s Shelter		
	Total number of Children:	<u>33</u>	
	A. Total Number of Meals Served (3 Meals and 3 snacks per day)	-	20,910
	B. Total Number for Transportation	-	4,665

  
\_\_\_\_\_  
Submitted by: Paula M. Perez  
CSS Alee Shelter Program Manager



**Catholic Social Service – Alee Shelter**  
**Annual Compact Impact Report on Meals and Transportation**  
**FAS Citizens**  
**FY 2014 October 1, 2013 – September 30, 2014**

I. Alee I- Family Violence Shelter

Total Number of Women and Children 47

A. Total Number of Meals served (3 meals and 3 snacks per day)	-	1,558
---	---	-------

- Chuuckese - 861
- Palauan - 615
- Pohnpeian - 81
- Yapese - 1

---

1,558

B. Total Number for Transportation Service	-	470
--	---	-----

At Alee I - Family Violence Shelter, transportation services that were rendered to the clients were initial pick up, to seek housing assistance from GHURA/LIHENG, search for an apartment, to acquire legal services from Guam Legal Service, Public Defender, or Attorney at Pro-Bono service, bring them to Court, AG, or Guam Police Department, drive them to their medical or dental appointment, seek employment, to bring their children to and from school, to transport to get belongings at their home, bring children for visitation, to transport to recreation site, church, to seek counseling, public assistance, Mayor's office assistance, and drop off site.

- Chuuckese - 202
- Palauan - 221
- Pohnpeian - 24
- Yapese - 23

---

Total: 470

**Catholic Social Service – Alee Shelter**  
Annual Compact Impact Report on Meals and Transportation  
FAS Citizens  
FY 2014 October 1, 2013 – September 30, 2014

II. Alee I- Children’s Shelter

Total Number of Children 11

C. Total Number of Meals served (3 meals and 3 snacks per day) - 8,275

- Pohnpeian - 7183
- Chuuckese - 794
- Yapese - 298

---

8,275


D. Total Number for Transportation Service - 1,894

At Alee II - Abused and Neglected Children’s Shelter, the transportation services rendered to the clients were to and from school, other school activity, medical and dental appointment, PED Evaluation, CT Hearing, PHSS services, WIC, Erica’s House, Attorney’s office, drop off and pick up site, Child Protective Service, Court, Client Services at AG’s office, church and recreation sites.

- Pohnpeian - 1709
- Chuuckese - 178
- Yapese - 7

---

1,894

  
Submitted by: Paula M. Perez  
CSS Alee Shelter Program Manager

**FY-2014 EXPENDITURE REPORT  
CATHOLIC SOCIAL SERVICE  
ALEE (ADULT)**

**FOR THE MONTH ENDING: OCTOBER 31, 2013**

PERSONNEL & BENEFITS COSTS (110/111)	ADMINISTRATIVE COSTS		SERVICE EXPENDITURES		TOTAL	
	CURRENT	CUMULATIVE	CURRENT	CUMULATIVE	CURRENT	Y-T-D CUMULATIVE
Salaries	\$ 2,374.90	\$ 2,374.90	\$ 14,174.40	\$ 14,174.40	\$ 16,549.30	\$ 16,549.30
FICA	\$ 196.83	\$ 196.83	\$ 1,084.35	\$ 1,084.35	\$ 1,281.18	\$ 1,281.18
Health & Welfare	\$ -	\$ -	\$ -	\$ -	\$ -	\$ -
H & W FICA	\$ -	\$ -	\$ -	\$ -	\$ -	\$ -
<b>Subtotal (110/111)</b>	\$ 2,571.73	\$ 2,571.73	\$ 15,258.75	\$ 15,258.75	\$ 17,830.48	\$ 17,830.48
<b>TRAVEL (220)</b>						
Local Mileage	\$ -	\$ -	\$ -	\$ -	\$ -	\$ -
	\$ -	\$ -	\$ -	\$ -	\$ -	\$ -
<b>Sub Total (220)</b>	\$ -	\$ -	\$ -	\$ -	\$ -	\$ -
<b>CONTRACTUAL (230)</b>						
Equipment Maintenance	\$ 223.06	\$ 223.06	\$ 208.33	\$ 208.33	\$ 431.39	\$ 431.39
Lease Equipment	\$ 31.50	\$ 31.50	\$ 62.50	\$ 62.50	\$ 94.00	\$ 94.00
Building Rent	\$ 545.23	\$ 545.23	\$ 2,238.00	\$ 2,238.00	\$ 2,783.23	\$ 2,783.23
Staff Certification/Training	\$ -	\$ -	\$ 64.57	\$ 64.57	\$ 64.57	\$ 64.57
Drug Testing	\$ -	\$ -	\$ -	\$ -	\$ -	\$ -
Payroll Fee	\$ -	\$ -	\$ 60.00	\$ 60.00	\$ 60.00	\$ 60.00
Insurance	\$ 156.00	\$ 156.00	\$ -	\$ -	\$ 156.00	\$ 156.00
Printing	\$ -	\$ -	\$ -	\$ -	\$ -	\$ -
Audit	\$ -	\$ -	\$ -	\$ -	\$ -	\$ -
Trash Removal	\$ 45.20	\$ 45.20	\$ 350.80	\$ 350.80	\$ 396.00	\$ 396.00
Workman's Compensation	\$ -	\$ -	\$ 63.33	\$ 63.33	\$ 63.33	\$ 63.33
Client Survey	\$ -	\$ -	\$ -	\$ -	\$ -	\$ -
	\$ -	\$ -	\$ -	\$ -	\$ -	\$ -
	\$ -	\$ -	\$ -	\$ -	\$ -	\$ -
	\$ -	\$ -	\$ -	\$ -	\$ -	\$ -
<b>Subtotal (230)</b>	\$ 1,000.99	\$ 1,000.99	\$ 3,047.53	\$ 3,047.53	\$ 4,048.52	\$ 4,048.52
<b>SUPPLIES AND MATERIALS (240)</b>						
Office Supplies	\$ 20.39	\$ 20.39	\$ 31.00	\$ 31.00	\$ 51.39	\$ 51.39
Household Supplies	\$ -	\$ -	\$ -	\$ -	\$ -	\$ -
Food	\$ -	\$ -	\$ 250.00	\$ 250.00	\$ 250.00	\$ 250.00
Fuel	\$ -	\$ -	\$ 250.00	\$ 250.00	\$ 250.00	\$ 250.00
<b>Subtotal (240)</b>	\$ 20.39	\$ 20.39	\$ 531.00	\$ 531.00	\$ 551.39	\$ 551.39
<b>EQUIPMENT (250) (under \$5000.00)</b>						
	\$ -	\$ -	\$ -	\$ -	\$ -	\$ -
	\$ -	\$ -	\$ -	\$ -	\$ -	\$ -
<b>Subtotal (250)</b>	\$ -	\$ -	\$ -	\$ -	\$ -	\$ -
<b>MISCELLANEOUS (290)</b>						
	\$ -	\$ -	\$ -	\$ -	\$ -	\$ -
	\$ -	\$ -	\$ -	\$ -	\$ -	\$ -
<b>Subtotal (290)</b>	\$ -	\$ -	\$ -	\$ -	\$ -	\$ -
<b>UTILITIES (360)</b>						
Power	\$ 171.18	\$ 171.18	\$ 1,028.24	\$ 1,028.24	\$ 1,199.42	\$ 1,199.42
Water	\$ 14.52	\$ 14.52	\$ -	\$ -	\$ 14.52	\$ 14.52
Telephone/Facsimile	\$ 115.42	\$ 115.42	\$ -	\$ -	\$ 115.42	\$ 115.42
<b>Subtotal (360)</b>	\$ 301.12	\$ 301.12	\$ 1,028.24	\$ 1,028.24	\$ 1,329.36	\$ 1,329.36
<b>CAPITAL OUTLAY (450) (over \$5000.00)</b>						
	\$ -	\$ -	\$ -	\$ -	\$ -	\$ -
	\$ -	\$ -	\$ -	\$ -	\$ -	\$ -
<b>Subtotal (450)</b>	\$ -	\$ -	\$ -	\$ -	\$ -	\$ -
<b>GRAND TOTAL</b>	\$ 3,894.23	\$ 3,894.23	\$ 19,865.52	\$ 19,865.52	\$ 23,759.75	\$ 23,759.75

**FY-2014 EXPENDITURE REPORT  
CATHOLIC SOCIAL SERVICE  
ALEE SHELTER (CHILDREN)**

**FOR THE MONTH ENDING:    OCTOBER 31, 2013**

PERSONNEL & BENEFITS COSTS (110/111)	ADMINISTRATIVE COSTS		SERVICE EXPENDITURES		TOTAL	
	CURRENT	CUMULATIVE	CURRENT	CUMULATIVE	CURRENT	Y-T-D CUMULATIVE
Salaries	\$ 2,714.18	\$ 2,714.18	\$ 15,144.77	\$ 15,144.77	\$ 17,858.95	\$ 17,858.95
FICA	\$ 224.84	\$ 224.84	\$ 1,689.52	\$ 1,689.52	\$ 1,914.36	\$ 1,914.36
Health & Welfare		\$ -		\$ -	\$ -	\$ -
H & W FICA		\$ -		\$ -	\$ -	\$ -
<b>Subtotal (110/111)</b>	<b>\$ 2,939.02</b>	<b>\$ 2,939.02</b>	<b>\$ 16,834.29</b>	<b>\$ 16,834.29</b>	<b>\$ 19,773.31</b>	<b>\$ 19,773.31</b>
<b>TRAVEL (220)</b>						
Local Mileage		\$ -		\$ -	\$ -	\$ -
		\$ -		\$ -	\$ -	\$ -
<b>Sub Total (220)</b>	<b>\$ -</b>	<b>\$ -</b>	<b>\$ -</b>	<b>\$ -</b>	<b>\$ -</b>	<b>\$ -</b>
<b>CONTRACTUAL (230)</b>						
Equipment Maintenance	\$ 254.89	\$ 254.89		\$ -	\$ 254.89	\$ 254.89
Lease Equipment	\$ 36.00	\$ 36.00		\$ -	\$ 36.00	\$ 36.00
Building Rent	\$ 623.12	\$ 623.12	\$ 2,200.00	\$ 2,200.00	\$ 2,823.12	\$ 2,823.12
Staff Certification Training		\$ -	\$ 184.57	\$ 184.57	\$ 184.57	\$ 184.57
Drug Testing		\$ -		\$ -	\$ -	\$ -
Payroll Fee		\$ -		\$ -	\$ -	\$ -
Insurance	\$ 178.29	\$ 178.29		\$ -	\$ 178.29	\$ 178.29
Printing		\$ -		\$ -	\$ -	\$ -
Audit		\$ -		\$ -	\$ -	\$ -
Trash Removal	\$ 51.65	\$ 51.65		\$ -	\$ 51.65	\$ 51.65
Workman's Compensation		\$ -		\$ -	\$ -	\$ -
Building Maintenance		\$ -		\$ -	\$ -	\$ -
		\$ -		\$ -	\$ -	\$ -
		\$ -		\$ -	\$ -	\$ -
		\$ -		\$ -	\$ -	\$ -
<b>Subtotal (230)</b>	<b>\$ 1,143.95</b>	<b>\$ 1,143.95</b>	<b>\$ 2,384.57</b>	<b>\$ 2,384.57</b>	<b>\$ 3,528.52</b>	<b>\$ 3,528.52</b>
<b>SUPPLIES AND MATERIALS (240)</b>						
Office Supplies	\$ 23.31	\$ 23.31	\$ 31.00	\$ 31.00	\$ 54.31	\$ 54.31
Household Supplies		\$ -		\$ -	\$ -	\$ -
Food		\$ -	\$ 350.00	\$ 350.00	\$ 350.00	\$ 350.00
Fuel		\$ -	\$ 350.00	\$ 350.00	\$ 350.00	\$ 350.00
<b>Subtotal (240)</b>	<b>\$ 23.31</b>	<b>\$ 23.31</b>	<b>\$ 731.00</b>	<b>\$ 731.00</b>	<b>\$ 754.31</b>	<b>\$ 754.31</b>
<b>EQUIPMENT (250) (under \$5000.00)</b>						
		\$ -		\$ -	\$ -	\$ -
		\$ -		\$ -	\$ -	\$ -
<b>Subtotal (250)</b>	<b>\$ -</b>	<b>\$ -</b>	<b>\$ -</b>	<b>\$ -</b>	<b>\$ -</b>	<b>\$ -</b>
<b>MISCELLANEOUS (290)</b>						
Mixcellaneous		\$ -	\$ 208.00	\$ 208.00	\$ 208.00	\$ 208.00
		\$ -		\$ -	\$ -	\$ -
		\$ -		\$ -	\$ -	\$ -
<b>Subtotal (290)</b>	<b>\$ -</b>	<b>\$ -</b>	<b>\$ 208.00</b>	<b>\$ 208.00</b>	<b>\$ 208.00</b>	<b>\$ 208.00</b>
<b>UTILITIES (360)</b>						
Power	\$ 195.63	\$ 195.63	\$ 1,103.28	\$ 1,103.28	\$ 1,298.91	\$ 1,298.91
Water	\$ 16.59	\$ 16.59	\$ 89.39	\$ 89.39	\$ 105.98	\$ 105.98
Telephone Facsimile	\$ 131.91	\$ 131.91	\$ 168.48	\$ 168.48	\$ 300.39	\$ 300.39
<b>Subtotal (360)</b>	<b>\$ 344.13</b>	<b>\$ 344.13</b>	<b>\$ 1,361.15</b>	<b>\$ 1,361.15</b>	<b>\$ 1,705.28</b>	<b>\$ 1,705.28</b>
<b>CAPITAL OUTLAY (450) (over \$5000.00)</b>						
		\$ -		\$ -	\$ -	\$ -
		\$ -		\$ -	\$ -	\$ -
<b>Subtotal (450)</b>	<b>\$ -</b>	<b>\$ -</b>	<b>\$ -</b>	<b>\$ -</b>	<b>\$ -</b>	<b>\$ -</b>
<b>GRAND TOTAL</b>	<b>\$ 4,450.41</b>	<b>\$ 4,450.41</b>	<b>\$ 21,519.01</b>	<b>\$ 21,519.01</b>	<b>\$ 25,969.42</b>	<b>\$ 25,969.42</b>

**FY-2014 EXPENDITURE REPORT  
CATHOLIC SOCIAL SERVICE  
ALEE (ADULT)**

**FOR THE MONTH ENDING: NOVEMBER 30, 2013**

PERSONNEL & BENEFITS COSTS (110/111)	ADMINISTRATIVE COSTS		SERVICE EXPENDITURES		TOTAL	
	CURRENT	CUMULATIVE	CURRENT	CUMULATIVE	CURRENT	Y-T-D CUMULATIVE
Salaries	\$ 2,374.90	\$ 4,749.80	\$ 6,657.12	\$ 20,831.52	\$ 9,032.02	\$ 25,581.32
FICA	\$ 196.83	\$ 393.66	\$ 455.73	\$ 1,540.08	\$ 652.56	\$ 1,933.74
Health & Welfare		\$ -		\$ -	\$ -	\$ -
H & W FICA		\$ -		\$ -	\$ -	\$ -
<b>Subtotal (110/111)</b>	<b>\$ 2,571.73</b>	<b>\$ 5,143.46</b>	<b>\$ 7,112.85</b>	<b>\$ 22,371.60</b>	<b>\$ 9,684.58</b>	<b>\$ 27,515.06</b>
<b>TRAVEL (220)</b>						
Local Mileage		\$ -		\$ -	\$ -	\$ -
		\$ -		\$ -	\$ -	\$ -
<b>Sub Total (220)</b>	<b>\$ -</b>	<b>\$ -</b>	<b>\$ -</b>	<b>\$ -</b>	<b>\$ -</b>	<b>\$ -</b>
<b>CONTRACTUAL (230)</b>						
Equipment Maintenance	\$ 223.06	\$ 446.12	\$ 208.33	\$ 416.66	\$ 431.39	\$ 862.78
Lease Equipment	\$ 31.50	\$ 63.00	\$ 62.50	\$ 125.00	\$ 94.00	\$ 188.00
Building Rent	\$ 545.23	\$ 1,090.46		\$ -	\$ 545.23	\$ 1,090.46
Staff Certification/Training		\$ -	\$ 83.57	\$ 148.14	\$ 83.57	\$ 148.14
Drug Testing		\$ -		\$ -	\$ -	\$ -
Payroll Fee		\$ -	\$ 60.00	\$ 120.00	\$ 60.00	\$ 120.00
Insurance	\$ 156.00	\$ 312.00	\$ 938.00	\$ 1,583.87	\$ 1,094.00	\$ 1,895.87
Printing		\$ -		\$ -	\$ -	\$ -
Audit		\$ -		\$ -	\$ -	\$ -
Trash Removal	\$ 45.20	\$ 90.40	\$ 371.41	\$ 722.21	\$ 416.61	\$ 812.61
Workman's Compensation		\$ -		\$ 1,400.00	\$ -	\$ 1,400.00
Building Maintenance		\$ -		\$ -	\$ -	\$ -
		\$ -		\$ -	\$ -	\$ -
		\$ -		\$ -	\$ -	\$ -
		\$ -		\$ -	\$ -	\$ -
<b>Subtotal (230)</b>	<b>\$ 1,000.99</b>	<b>\$ 2,001.98</b>	<b>\$ 1,723.81</b>	<b>\$ 4,515.88</b>	<b>\$ 2,724.80</b>	<b>\$ 6,517.86</b>
<b>SUPPLIES AND MATERIALS (240)</b>						
Office Supplies	\$ 20.39	\$ 40.78	\$ 37.73	\$ 68.73	\$ 58.12	\$ 109.51
Household Supplies		\$ -		\$ -	\$ -	\$ -
Food		\$ -	\$ 500.00	\$ 750.00	\$ 500.00	\$ 750.00
Fuel		\$ -	\$ 250.00	\$ 500.00	\$ 250.00	\$ 500.00
<b>Subtotal (240)</b>	<b>\$ 20.39</b>	<b>\$ 40.78</b>	<b>\$ 787.73</b>	<b>\$ 1,318.73</b>	<b>\$ 808.12</b>	<b>\$ 1,359.51</b>
<b>EQUIPMENT (250) (under \$5000.00)</b>						
		\$ -		\$ -	\$ -	\$ -
		\$ -		\$ -	\$ -	\$ -
<b>Subtotal (250)</b>	<b>\$ -</b>	<b>\$ -</b>	<b>\$ -</b>	<b>\$ -</b>	<b>\$ -</b>	<b>\$ -</b>
<b>MISCELLANEOUS (290)</b>						
		\$ -		\$ -	\$ -	\$ -
		\$ -		\$ -	\$ -	\$ -
		\$ -		\$ -	\$ -	\$ -
<b>Subtotal (290)</b>	<b>\$ -</b>	<b>\$ -</b>	<b>\$ -</b>	<b>\$ -</b>	<b>\$ -</b>	<b>\$ -</b>
<b>UTILITIES (360)</b>						
Power	\$ 171.18	\$ 342.36	\$ 1,056.81	\$ 2,113.62	\$ 1,227.99	\$ 2,455.98
Water	\$ 14.52	\$ 29.04	\$ 250.54	\$ 375.81	\$ 265.06	\$ 404.85
Telephone/Facsimile	\$ 115.42	\$ 230.84	\$ 203.24	\$ 304.86	\$ 318.66	\$ 535.70
<b>Subtotal (360)</b>	<b>\$ 301.12</b>	<b>\$ 602.24</b>	<b>\$ 1,510.59</b>	<b>\$ 2,794.29</b>	<b>\$ 1,811.71</b>	<b>\$ 3,396.53</b>
<b>CAPITAL OUTLAY (450) (over \$5000.00)</b>						
		\$ -		\$ -	\$ -	\$ -
		\$ -		\$ -	\$ -	\$ -
<b>Subtotal (450)</b>	<b>\$ -</b>	<b>\$ -</b>	<b>\$ -</b>	<b>\$ -</b>	<b>\$ -</b>	<b>\$ -</b>
<b>GRAND TOTAL</b>	<b>\$ 3,894.23</b>	<b>\$ 7,788.46</b>	<b>\$ 11,134.98</b>	<b>\$ 31,000.50</b>	<b>\$ 15,029.21</b>	<b>\$ 38,788.96</b>

**FY-2014 EXPENDITURE REPORT  
CATHOLIC SOCIAL SERVICE  
ALEE SHELTER (CHILDREN)**

**FOR THE MONTH ENDING:    NOVEMBER 30, 2013**

PERSONNEL & BENEFITS COSTS (110/111)	ADMINISTRATIVE COSTS		SERVICE EXPENDITURES		TOTAL	
	CURRENT	CUMULATIVE	CURRENT	CUMULATIVE	CURRENT	Y-T-D CUMULATIVE
Salaries	\$ 2,714.18	\$ 5,428.36	\$ 22,388.13	\$ 38,063.87	\$ 25,102.31	\$ 43,492.23
FICA	\$ 224.84	\$ 449.68	\$ 1,602.54	\$ 2,761.09	\$ 1,827.38	\$ 3,210.77
Health & Welfare		\$ -		\$ -	\$ -	\$ -
H & W FICA		\$ -		\$ -	\$ -	\$ -
<b>Subtotal (110/111)</b>	<b>\$ 2,939.02</b>	<b>\$ 5,878.04</b>	<b>\$ 23,990.67</b>	<b>\$ 40,824.96</b>	<b>\$ 26,929.69</b>	<b>\$ 46,703.00</b>
<b>TRAVEL (220)</b>						
Local Mileage		\$ -		\$ -	\$ -	\$ -
		\$ -		\$ -	\$ -	\$ -
<b>Sub Total (220)</b>	<b>\$ -</b>	<b>\$ -</b>	<b>\$ -</b>	<b>\$ -</b>	<b>\$ -</b>	<b>\$ -</b>
<b>CONTRACTUAL (230)</b>						
Equipment Maintenance	\$ 254.89	\$ 509.78		\$ -	\$ 254.89	\$ 509.78
Lease Equipment	\$ 36.00	\$ 72.00		\$ -	\$ 36.00	\$ 72.00
Building Rent	\$ 623.12	\$ 1,246.24	\$ 2,200.00	\$ 4,400.00	\$ 2,823.12	\$ 5,646.24
Staff Certification/Training		\$ -	\$ 19.00	\$ 203.57	\$ 19.00	\$ 203.57
Drug Testing				\$ -	\$ -	\$ -
Payroll Fee		\$ -	\$ 118.84	\$ 118.84	\$ 118.84	\$ 118.84
Insurance	\$ 178.29	\$ 356.58		\$ -	\$ 178.29	\$ 356.58
Printing		\$ -		\$ -	\$ -	\$ -
Audit		\$ -		\$ -	\$ -	\$ -
Trash Removal	\$ 51.65	\$ 103.30		\$ -	\$ 51.65	\$ 103.30
Workman's Compensation		\$ -	\$ 1,600.00	\$ 1,600.00	\$ 1,600.00	\$ 1,600.00
Building Maintenance		\$ -		\$ -	\$ -	\$ -
		\$ -		\$ -	\$ -	\$ -
		\$ -		\$ -	\$ -	\$ -
		\$ -		\$ -	\$ -	\$ -
<b>Subtotal (230)</b>	<b>\$ 1,143.95</b>	<b>\$ 2,287.90</b>	<b>\$ 3,937.84</b>	<b>\$ 6,322.41</b>	<b>\$ 5,081.79</b>	<b>\$ 8,610.31</b>
<b>SUPPLIES AND MATERIALS (240)</b>						
Office Supplies	\$ 23.31	\$ 46.62	\$ 37.73	\$ 68.73	\$ 61.04	\$ 115.35
Household Supplies		\$ -		\$ -	\$ -	\$ -
Food		\$ -	\$ 521.33	\$ 871.33	\$ 521.33	\$ 871.33
Fuel		\$ -	\$ 250.00	\$ 600.00	\$ 250.00	\$ 600.00
<b>Subtotal (240)</b>	<b>\$ 23.31</b>	<b>\$ 46.62</b>	<b>\$ 809.06</b>	<b>\$ 1,540.06</b>	<b>\$ 832.37</b>	<b>\$ 1,586.68</b>
<b>EQUIPMENT (250) (under \$5000.00)</b>						
		\$ -		\$ -	\$ -	\$ -
		\$ -		\$ -	\$ -	\$ -
<b>Subtotal (250)</b>	<b>\$ -</b>	<b>\$ -</b>	<b>\$ -</b>	<b>\$ -</b>	<b>\$ -</b>	<b>\$ -</b>
<b>MISCELLANEOUS (290)</b>						
Miscellaneous		\$ -		\$ 208.00	\$ -	\$ 208.00
		\$ -		\$ -	\$ -	\$ -
		\$ -		\$ -	\$ -	\$ -
<b>Subtotal (290)</b>	<b>\$ -</b>	<b>\$ -</b>	<b>\$ -</b>	<b>\$ 208.00</b>	<b>\$ -</b>	<b>\$ 208.00</b>
<b>UTILITIES (360)</b>						
Power	\$ 195.63	\$ 391.26	\$ 1,135.93	\$ 2,239.21	\$ 1,331.56	\$ 2,630.47
Water	\$ 16.59	\$ 33.18	\$ 89.39	\$ 178.78	\$ 105.98	\$ 211.96
Telephone/Facsimile	\$ 131.91	\$ 263.82	\$ 286.66	\$ 455.14	\$ 418.57	\$ 718.96
<b>Subtotal (360)</b>	<b>\$ 344.13</b>	<b>\$ 688.26</b>	<b>\$ 1,511.98</b>	<b>\$ 2,873.13</b>	<b>\$ 1,856.11</b>	<b>\$ 3,561.39</b>
<b>CAPITAL OUTLAY (450) (over \$5000.00)</b>						
		\$ -		\$ -	\$ -	\$ -
		\$ -		\$ -	\$ -	\$ -
<b>Subtotal (450)</b>	<b>\$ -</b>	<b>\$ -</b>	<b>\$ -</b>	<b>\$ -</b>	<b>\$ -</b>	<b>\$ -</b>
<b>GRAND TOTAL</b>	<b>\$ 4,450.41</b>	<b>\$ 8,900.82</b>	<b>\$ 30,249.55</b>	<b>\$ 51,768.56</b>	<b>\$ 34,699.96</b>	<b>\$ 60,669.38</b>

**FY-2014 EXPENDITURE REPORT  
CATHOLIC SOCIAL SERVICE  
ALEE (ADULT)**

**FOR THE MONTH ENDING: DECEMBER 31, 2013**

PERSONNEL & BENEFITS COSTS (110/111)	ADMINISTRATIVE COSTS		SERVICE EXPENDITURES		TOTAL	
	CURRENT	CUMULATIVE	CURRENT	CUMULATIVE	CURRENT	Y-T-D CUMULATIVE
Salaries	\$ 2,374.90	\$ 7,124.70	\$ 18,542.46	\$ 39,373.98	\$ 20,917.36	\$ 46,498.68
FICA	\$ 196.83	\$ 590.49	\$ 1,818.60	\$ 3,358.68	\$ 2,015.43	\$ 3,949.17
Health & Welfare		\$ -		\$ -	\$ -	\$ -
H & W FICA		\$ -		\$ -	\$ -	\$ -
<b>Subtotal (110/111)</b>	\$ 2,571.73	\$ 7,715.19	\$ 20,361.06	\$ 42,732.66	\$ 22,932.79	\$ 50,447.85
<b>TRAVEL (220)</b>						
Local Mileage		\$ -		\$ -	\$ -	\$ -
		\$ -		\$ -	\$ -	\$ -
<b>Sub Total (220)</b>	\$ -	\$ -	\$ -	\$ -	\$ -	\$ -
<b>CONTRACTUAL (230)</b>						
Equipment Maintenance	\$ 223.06	\$ 669.18		\$ 416.66	\$ 223.06	\$ 1,085.84
Lease Equipment	\$ 31.50	\$ 94.50		\$ 125.00	\$ 31.50	\$ 219.50
Building Rent	\$ 545.23	\$ 1,635.69		\$ -	\$ 545.23	\$ 1,635.69
Staff Certification/Training		\$ -	\$ 2.51	\$ 150.65	\$ 2.51	\$ 150.65
Drug Testing		\$ -		\$ -	\$ -	\$ -
Payroll Fee		\$ -	\$ 187.86	\$ 307.86	\$ 187.86	\$ 307.86
Insurance	\$ 156.00	\$ 468.00		\$ 1,583.87	\$ 156.00	\$ 2,051.87
Printing		\$ -		\$ -	\$ -	\$ -
Audit		\$ -		\$ -	\$ -	\$ -
Trash Removal	\$ 45.20	\$ 135.60		\$ 722.21	\$ 45.20	\$ 857.81
Workman's Compensation		\$ -		\$ 1,400.00	\$ -	\$ 1,400.00
Building Maintenance		\$ -		\$ -	\$ -	\$ -
		\$ -		\$ -	\$ -	\$ -
		\$ -		\$ -	\$ -	\$ -
<b>Subtotal (230)</b>	\$ 1,000.99	\$ 3,002.97	\$ 190.37	\$ 4,706.25	\$ 1,191.36	\$ 7,709.22
<b>SUPPLIES AND MATERIALS (240)</b>						
Office Supplies	\$ 20.39	\$ 61.17		\$ 68.73	\$ 20.39	\$ 129.90
Household Supplies		\$ -		\$ -	\$ -	\$ -
Food		\$ -		\$ 750.00	\$ -	\$ 750.00
Fuel		\$ -	\$ 250.00	\$ 750.00	\$ 250.00	\$ 750.00
<b>Subtotal (240)</b>	\$ 20.39	\$ 61.17	\$ 250.00	\$ 1,568.73	\$ 270.39	\$ 1,629.90
<b>EQUIPMENT (250) (under \$5000.00)</b>						
		\$ -		\$ -	\$ -	\$ -
		\$ -		\$ -	\$ -	\$ -
<b>Subtotal (250)</b>	\$ -	\$ -	\$ -	\$ -	\$ -	\$ -
<b>MISCELLANEOUS (290)</b>						
		\$ -		\$ -	\$ -	\$ -
		\$ -		\$ -	\$ -	\$ -
<b>Subtotal (290)</b>	\$ -	\$ -	\$ -	\$ -	\$ -	\$ -
<b>UTILITIES (360)</b>						
Power	\$ 171.18	\$ 513.54		\$ 2,113.62	\$ 171.18	\$ 2,627.16
Water	\$ 14.52	\$ 43.56		\$ 375.81	\$ 14.52	\$ 419.37
Telephone/Facsimile	\$ 115.42	\$ 346.26	\$ 916.91	\$ 1,221.77	\$ 1,032.33	\$ 1,568.03
<b>Subtotal (360)</b>	\$ 301.12	\$ 903.36	\$ 916.91	\$ 3,711.20	\$ 1,218.03	\$ 4,614.56
<b>CAPITAL OUTLAY (450) (over \$5000.00)</b>						
		\$ -		\$ -	\$ -	\$ -
		\$ -		\$ -	\$ -	\$ -
<b>Subtotal (450)</b>	\$ -	\$ -	\$ -	\$ -	\$ -	\$ -
<b>GRAND TOTAL</b>	\$ 3,894.23	\$ 11,682.69	\$ 21,718.34	\$ 52,718.84	\$ 25,612.57	\$ 64,401.53

**FY-2014 EXPENDITURE REPORT  
CATHOLIC SOCIAL SERVICE  
ALEE SHELTER (CHILDREN)**

**FOR THE MONTH ENDING: DECEMBER 31, 2013**

PERSONNEL & BENEFITS COSTS (110/111)	ADMINISTRATIVE COSTS		SERVICE EXPENDITURES		TOTAL	
	CURRENT	CUMULATIVE	CURRENT	CUMULATIVE	CURRENT	Y-T-D CUMULATIVE
Salaries	\$ 2,714.18	\$ 8,142.54	\$ 13,685.36	\$ 51,749.23	\$ 16,399.54	\$ 59,891.77
FICA	\$ 224.84	\$ 674.52	\$ 1,001.07	\$ 3,762.16	\$ 1,225.91	\$ 4,436.68
Health & Welfare		\$ -		\$ -	\$ -	\$ -
H & W FICA		\$ -		\$ -	\$ -	\$ -
<b>Subtotal (110/111)</b>	\$ 2,939.02	\$ 8,817.06	\$ 14,686.43	\$ 55,511.39	\$ 17,625.45	\$ 64,328.45
<b>TRAVEL (220)</b>						
Local Mileage		\$ -		\$ -	\$ -	\$ -
		\$ -		\$ -	\$ -	\$ -
<b>Sub Total (220)</b>	\$ -	\$ -	\$ -	\$ -	\$ -	\$ -
<b>CONTRACTUAL (230)</b>						
Equipment Maintenance	\$ 254.89	\$ 764.67	\$ 174.00	\$ 174.00	\$ 428.89	\$ 938.67
Lease Equipment	\$ 36.00	\$ 108.00	\$ 286.98	\$ 286.98	\$ 322.98	\$ 394.98
Building Rent	\$ 623.12	\$ 1,869.36	\$ 2,200.00	\$ 6,600.00	\$ 2,823.12	\$ 8,469.36
Staff Certification/Training		\$ -	\$ 2.51	\$ 206.08	\$ 2.51	\$ 206.08
Drug Testing		\$ -		\$ -	\$ -	\$ -
Payroll Fee		\$ -	\$ 117.28	\$ 236.12	\$ 117.28	\$ 236.12
Insurance	\$ 178.29	\$ 534.87	\$ 265.30	\$ 265.30	\$ 443.59	\$ 800.17
Printing		\$ -		\$ -	\$ -	\$ -
Audit		\$ -		\$ -	\$ -	\$ -
Trash Removal	\$ 51.65	\$ 154.95		\$ -	\$ 51.65	\$ 154.95
Workman's Compensation		\$ -		\$ 1,600.00	\$ -	\$ 1,600.00
Building Maintenance		\$ -		\$ -	\$ -	\$ -
		\$ -		\$ -	\$ -	\$ -
		\$ -		\$ -	\$ -	\$ -
		\$ -		\$ -	\$ -	\$ -
<b>Subtotal (230)</b>	\$ 1,143.95	\$ 3,431.85	\$ 3,046.07	\$ 9,368.48	\$ 4,190.02	\$ 12,800.33
<b>SUPPLIES AND MATERIALS (240)</b>						
Office Supplies	\$ 23.31	\$ 69.93		\$ 68.73	\$ 23.31	\$ 138.66
Household Supplies		\$ -	\$ 10.00	\$ 10.00	\$ 10.00	\$ 10.00
Food		\$ -		\$ 871.33	\$ -	\$ 871.33
Fuel		\$ -	\$ 250.00	\$ 850.00	\$ 250.00	\$ 850.00
<b>Subtotal (240)</b>	\$ 23.31	\$ 69.93	\$ 260.00	\$ 1,800.06	\$ 283.31	\$ 1,869.99
<b>EQUIPMENT (250) (under \$5000.00)</b>						
		\$ -		\$ -	\$ -	\$ -
		\$ -		\$ -	\$ -	\$ -
<b>Subtotal (250)</b>	\$ -	\$ -	\$ -	\$ -	\$ -	\$ -
<b>MISCELLANEOUS (290)</b>						
Miscellaneous		\$ -		\$ 208.00	\$ -	\$ 208.00
		\$ -		\$ -	\$ -	\$ -
<b>Subtotal (290)</b>	\$ -	\$ -	\$ -	\$ 208.00	\$ -	\$ 208.00
<b>UTILITIES (360)</b>						
Power	\$ 195.63	\$ 586.89	\$ 1,272.13	\$ 3,511.34	\$ 1,467.76	\$ 4,098.23
Water	\$ 16.59	\$ 49.77	\$ 51.66	\$ 230.44	\$ 68.25	\$ 280.21
Telephone/Facsimile	\$ 131.91	\$ 395.73	\$ 349.90	\$ 805.04	\$ 481.81	\$ 1,200.77
<b>Subtotal (360)</b>	\$ 344.13	\$ 1,032.39	\$ 1,673.69	\$ 4,546.82	\$ 2,017.82	\$ 5,579.21
<b>CAPITAL OUTLAY (450) (over \$5000.00)</b>						
		\$ -		\$ -	\$ -	\$ -
		\$ -		\$ -	\$ -	\$ -
<b>Subtotal (450)</b>	\$ -	\$ -	\$ -	\$ -	\$ -	\$ -
<b>GRAND TOTAL</b>	\$ 4,450.41	\$ 13,351.23	\$ 19,666.19	\$ 71,434.75	\$ 24,116.60	\$ 84,785.98



**FY-2014 EXPENDITURE REPORT  
CATHOLIC SOCIAL SERVICE  
ALEE (ADULT)**

**FOR THE MONTH ENDING:      JANUARY 31, 2014**

PERSONNEL & BENEFITS COSTS (110/111)	ADMINISTRATIVE COSTS		SERVICE EXPENDITURES		TOTAL	
	CURRENT	CUMULATIVE	CURRENT	CUMULATIVE	CURRENT	Y-T-D CUMULATIVE
Salaries	\$ 2,374.90	\$ 9,499.60	\$ 9,103.67	\$ 48,477.65	\$ 11,478.57	\$ 57,977.25
FICA	\$ 196.83	\$ 787.32	\$ 1,034.69	\$ 4,393.37	\$ 1,231.52	\$ 5,180.69
Health & Welfare		\$ -		\$ -	\$ -	\$ -
H & W FICA		\$ -		\$ -	\$ -	\$ -
<b>Subtotal (110/111)</b>	<b>\$ 2,571.73</b>	<b>\$ 10,286.92</b>	<b>\$ 10,138.36</b>	<b>\$ 52,871.02</b>	<b>\$ 12,710.09</b>	<b>\$ 63,157.94</b>
<b>TRAVEL (220)</b>						
Local Mileage		\$ -		\$ -	\$ -	\$ -
		\$ -		\$ -	\$ -	\$ -
<b>Sub Total (220)</b>	<b>\$ -</b>	<b>\$ -</b>	<b>\$ -</b>	<b>\$ -</b>	<b>\$ -</b>	<b>\$ -</b>
<b>CONTRACTUAL (230)</b>						
Equipment Maintenance	\$ 223.06	\$ 892.24	\$ 137.54	\$ 554.20	\$ 360.60	\$ 1,446.44
Lease Equipment	\$ 31.50	\$ 126.00		\$ 125.00	\$ 31.50	\$ 251.00
Building Rent	\$ 545.23	\$ 2,180.92		\$ -	\$ 545.23	\$ 2,180.92
Staff Certification/Training		\$ -		\$ 150.65	\$ -	\$ 150.65
Drug Testing				\$ -	\$ -	\$ -
Payroll Fee		\$ -	\$ 53.60	\$ 361.46	\$ 53.60	\$ 361.46
Insurance	\$ 156.00	\$ 624.00		\$ 1,583.87	\$ 156.00	\$ 2,207.87
Printing		\$ -		\$ -	\$ -	\$ -
Audit		\$ -		\$ -	\$ -	\$ -
Trash Removal	\$ 45.20	\$ 180.80	\$ 346.58	\$ 1,068.79	\$ 391.78	\$ 1,249.59
Workman's Compensation		\$ -		\$ 1,400.00	\$ -	\$ 1,400.00
Building Maintenance		\$ -		\$ -	\$ -	\$ -
		\$ -		\$ -	\$ -	\$ -
		\$ -		\$ -	\$ -	\$ -
		\$ -		\$ -	\$ -	\$ -
<b>Subtotal (230)</b>	<b>\$ 1,000.99</b>	<b>\$ 4,003.96</b>	<b>\$ 537.72</b>	<b>\$ 5,243.97</b>	<b>\$ 1,538.71</b>	<b>\$ 9,247.93</b>
<b>SUPPLIES AND MATERIALS (240)</b>						
Office Supplies	\$ 20.39	\$ 81.56		\$ 68.73	\$ 20.39	\$ 150.29
Household Supplies		\$ -	\$ 479.27	\$ 479.27	\$ 479.27	\$ 479.27
Food		\$ -	\$ 250.00	\$ 1,000.00	\$ 250.00	\$ 1,000.00
Fuel		\$ -	\$ 250.00	\$ 1,000.00	\$ 250.00	\$ 1,000.00
<b>Subtotal (240)</b>	<b>\$ 20.39</b>	<b>\$ 81.56</b>	<b>\$ 979.27</b>	<b>\$ 2,548.00</b>	<b>\$ 999.66</b>	<b>\$ 2,629.56</b>
<b>EQUIPMENT (250) (under \$5000.00)</b>						
		\$ -		\$ -	\$ -	\$ -
		\$ -		\$ -	\$ -	\$ -
<b>Subtotal (250)</b>	<b>\$ -</b>	<b>\$ -</b>	<b>\$ -</b>	<b>\$ -</b>	<b>\$ -</b>	<b>\$ -</b>
<b>MISCELLANEOUS (290)</b>						
		\$ -		\$ -	\$ -	\$ -
		\$ -		\$ -	\$ -	\$ -
<b>Subtotal (290)</b>	<b>\$ -</b>	<b>\$ -</b>	<b>\$ -</b>	<b>\$ -</b>	<b>\$ -</b>	<b>\$ -</b>
<b>UTILITIES (360)</b>						
Power	\$ 171.18	\$ 684.72	\$ 640.84	\$ 2,754.46	\$ 812.02	\$ 3,439.18
Water	\$ 14.52	\$ 58.08	\$ 80.17	\$ 455.98	\$ 94.69	\$ 514.06
Telephone/Facsimile	\$ 115.42	\$ 461.68	\$ 275.61	\$ 1,497.38	\$ 391.03	\$ 1,959.06
<b>Subtotal (360)</b>	<b>\$ 301.12</b>	<b>\$ 1,204.48</b>	<b>\$ 996.62</b>	<b>\$ 4,707.82</b>	<b>\$ 1,297.74</b>	<b>\$ 5,912.30</b>
<b>CAPITAL OUTLAY (450) (over \$5000.00)</b>						
		\$ -		\$ -	\$ -	\$ -
		\$ -		\$ -	\$ -	\$ -
<b>Subtotal (450)</b>	<b>\$ -</b>	<b>\$ -</b>	<b>\$ -</b>	<b>\$ -</b>	<b>\$ -</b>	<b>\$ -</b>
<b>GRAND TOTAL</b>	<b>\$ 3,894.23</b>	<b>\$ 15,576.92</b>	<b>\$ 12,651.97</b>	<b>\$ 65,370.81</b>	<b>\$ 16,546.20</b>	<b>\$ 80,947.73</b>

**FY-2014 EXPENDITURE REPORT  
CATHOLIC SOCIAL SERVICE  
ALEE SHELTER (CHILDREN)**

**FOR THE MONTH ENDING:      JANUARY 31, 2014**

PERSONNEL & BENEFITS COSTS (110/111)	ADMINISTRATIVE COSTS		SERVICE EXPENDITURES		TOTAL	
	CURRENT	CUMULATIVE	CURRENT	CUMULATIVE	CURRENT	Y-T-D CUMULATIVE
Salaries	\$ 2,714.18	\$ 10,856.72	\$ 22,804.33	\$ 74,553.56	\$ 25,518.51	\$ 85,410.28
FICA	\$ 224.84	\$ 899.36	\$ 1,630.01	\$ 5,392.17	\$ 1,854.85	\$ 6,291.53
Health & Welfare		\$ -		\$ -	\$ -	\$ -
H & W FICA		\$ -		\$ -	\$ -	\$ -
<b>Subtotal (110/111)</b>	\$ 2,939.02	\$ 11,756.08	\$ 24,434.34	\$ 79,945.73	\$ 27,373.36	\$ 91,701.81
<b>TRAVEL (220)</b>						
Local Mileage		\$ -		\$ -	\$ -	\$ -
		\$ -		\$ -	\$ -	\$ -
<b>Sub Total (220)</b>	\$ -	\$ -	\$ -	\$ -	\$ -	\$ -
<b>CONTRACTUAL (230)</b>						
Equipment Maintenance	\$ 254.89	\$ 1,019.56		\$ 174.00	\$ 254.89	\$ 1,193.56
Lease Equipment	\$ 36.00	\$ 144.00		\$ 286.98	\$ 36.00	\$ 430.98
Building Rent	\$ 623.12	\$ 2,492.48	\$ 2,200.00	\$ 8,800.00	\$ 2,823.12	\$ 11,292.48
Staff Certification/Training		\$ -		\$ 206.08	\$ -	\$ 206.08
Drug Testing				\$ -	\$ -	\$ -
Payroll Fee		\$ -	\$ 61.26	\$ 297.38	\$ 61.26	\$ 297.38
Insurance	\$ 178.29	\$ 713.16		\$ 265.30	\$ 178.29	\$ 978.46
Printing		\$ -		\$ -	\$ -	\$ -
Audit		\$ -		\$ -	\$ -	\$ -
Trash Removal	\$ 51.65	\$ 206.60		\$ -	\$ 51.65	\$ 206.60
Workman's Compensation		\$ -		\$ 1,600.00	\$ -	\$ 1,600.00
Building Maintenance		\$ -		\$ -	\$ -	\$ -
		\$ -		\$ -	\$ -	\$ -
		\$ -		\$ -	\$ -	\$ -
		\$ -		\$ -	\$ -	\$ -
<b>Subtotal (230)</b>	\$ 1,143.95	\$ 4,575.80	\$ 2,261.26	\$ 11,629.74	\$ 3,405.21	\$ 16,205.54
<b>SUPPLIES AND MATERIALS (240)</b>						
Office Supplies	\$ 23.31	\$ 93.24		\$ 68.73	\$ 23.31	\$ 161.97
Household Supplies		\$ -	\$ 10.48	\$ 20.48	\$ 10.48	\$ 20.48
Food		\$ -	\$ 250.00	\$ 1,121.33	\$ 250.00	\$ 1,121.33
Fuel		\$ -	\$ 250.00	\$ 1,100.00	\$ 250.00	\$ 1,100.00
<b>Subtotal (240)</b>	\$ 23.31	\$ 93.24	\$ 510.48	\$ 2,310.54	\$ 533.79	\$ 2,403.78
<b>EQUIPMENT (250) (under \$5000.00)</b>						
		\$ -		\$ -	\$ -	\$ -
		\$ -		\$ -	\$ -	\$ -
<b>Subtotal (250)</b>	\$ -	\$ -	\$ -	\$ -	\$ -	\$ -
<b>MISCELLANEOUS (290)</b>						
Miscellaneous		\$ -		\$ 208.00	\$ -	\$ 208.00
		\$ -		\$ -	\$ -	\$ -
		\$ -		\$ -	\$ -	\$ -
<b>Subtotal (290)</b>	\$ -	\$ -	\$ -	\$ 208.00	\$ -	\$ 208.00
<b>UTILITIES (360)</b>						
Power	\$ 195.63	\$ 782.52	\$ 1,296.74	\$ 4,808.08	\$ 1,492.37	\$ 5,590.60
Water	\$ 16.59	\$ 66.36	\$ 46.14	\$ 276.58	\$ 62.73	\$ 342.94
Telephone/Facsimile	\$ 131.91	\$ 527.64	\$ 183.60	\$ 988.64	\$ 315.51	\$ 1,516.28
<b>Subtotal (360)</b>	\$ 344.13	\$ 1,376.52	\$ 1,526.48	\$ 6,073.30	\$ 1,870.61	\$ 7,449.82
<b>CAPITAL OUTLAY (450) (over \$5000.00)</b>						
		\$ -		\$ -	\$ -	\$ -
		\$ -		\$ -	\$ -	\$ -
<b>Subtotal (450)</b>	\$ -	\$ -	\$ -	\$ -	\$ -	\$ -
<b>GRAND TOTAL</b>	\$ 4,450.41	\$ 17,801.64	\$ 28,732.56	\$ 100,167.31	\$ 33,182.97	\$ 117,968.95

**FY-2014 EXPENDITURE REPORT  
CATHOLIC SOCIAL SERVICE  
ALEE (ADULT)**

**FOR THE MONTH ENDING: FEBRUARY 28, 2014**

PERSONNEL & BENEFITS COSTS (110/111)	ADMINISTRATIVE COSTS		SERVICE EXPENDITURES		TOTAL	
	CURRENT	CUMULATIVE	CURRENT	CUMULATIVE	CURRENT	Y-T-D CUMULATIVE
Salaries	\$ 2,374.90	\$ 11,874.50	\$ 11,065.49	\$ 59,543.14	\$ 13,440.39	\$ 71,417.64
FICA	\$ 196.83	\$ 984.15	\$ 1,263.47	\$ 5,656.84	\$ 1,460.30	\$ 6,640.99
Health & Welfare		\$ -		\$ -	\$ -	\$ -
H & W FICA		\$ -		\$ -	\$ -	\$ -
<b>Subtotal (110/111)</b>	<b>\$ 2,571.73</b>	<b>\$ 12,858.65</b>	<b>\$ 12,328.96</b>	<b>\$ 65,199.98</b>	<b>\$ 14,900.69</b>	<b>\$ 78,058.63</b>
<b>TRAVEL (220)</b>						
Local Mileage		\$ -		\$ -	\$ -	\$ -
		\$ -		\$ -	\$ -	\$ -
<b>Sub Total (220)</b>	<b>\$ -</b>	<b>\$ -</b>	<b>\$ -</b>	<b>\$ -</b>	<b>\$ -</b>	<b>\$ -</b>
<b>CONTRACTUAL (230)</b>						
Equipment Maintenance	\$ 223.06	\$ 1,115.30	\$ 249.57	\$ 803.77	\$ 472.63	\$ 1,919.07
Lease Equipment	\$ 31.50	\$ 157.50		\$ 125.00	\$ 31.50	\$ 282.50
Building Rent	\$ 545.23	\$ 2,726.15		\$ -	\$ 545.23	\$ 2,726.15
Staff Certification/Training		\$ -		\$ 150.65	\$ -	\$ 150.65
Drug Testing				\$ -	\$ -	\$ -
Payroll Fee		\$ -	\$ 51.53	\$ 412.99	\$ 51.53	\$ 412.99
Insurance	\$ 156.00	\$ 780.00		\$ 1,583.87	\$ 156.00	\$ 2,363.87
Printing		\$ -		\$ -	\$ -	\$ -
Audit		\$ -		\$ -	\$ -	\$ -
Trash Removal	\$ 45.20	\$ 226.00	\$ 605.27	\$ 1,674.06	\$ 650.47	\$ 1,900.06
Workman's Compensation		\$ -		\$ 1,400.00	\$ -	\$ 1,400.00
Building Maintenance		\$ -		\$ -	\$ -	\$ -
		\$ -		\$ -	\$ -	\$ -
		\$ -		\$ -	\$ -	\$ -
		\$ -		\$ -	\$ -	\$ -
<b>Subtotal (230)</b>	<b>\$ 1,000.99</b>	<b>\$ 5,004.95</b>	<b>\$ 906.37</b>	<b>\$ 6,150.34</b>	<b>\$ 1,907.36</b>	<b>\$ 11,155.29</b>
<b>SUPPLIES AND MATERIALS (240)</b>						
Office Supplies	\$ 20.39	\$ 101.95	\$ 29.85	\$ 98.58	\$ 50.24	\$ 200.53
Household Supplies		\$ -		\$ 479.27	\$ -	\$ 479.27
Food		\$ -		\$ 1,000.00	\$ -	\$ 1,000.00
Fuel		\$ -	\$ 250.00	\$ 1,250.00	\$ 250.00	\$ 1,250.00
<b>Subtotal (240)</b>	<b>\$ 20.39</b>	<b>\$ 101.95</b>	<b>\$ 279.85</b>	<b>\$ 2,827.85</b>	<b>\$ 300.24</b>	<b>\$ 2,929.80</b>
<b>EQUIPMENT (250) (under \$5000.00)</b>						
		\$ -		\$ -	\$ -	\$ -
		\$ -		\$ -	\$ -	\$ -
<b>Subtotal (250)</b>	<b>\$ -</b>	<b>\$ -</b>	<b>\$ -</b>	<b>\$ -</b>	<b>\$ -</b>	<b>\$ -</b>
<b>MISCELLANEOUS (290)</b>						
		\$ -		\$ -	\$ -	\$ -
		\$ -		\$ -	\$ -	\$ -
		\$ -		\$ -	\$ -	\$ -
<b>Subtotal (290)</b>	<b>\$ -</b>	<b>\$ -</b>	<b>\$ -</b>	<b>\$ -</b>	<b>\$ -</b>	<b>\$ -</b>
<b>UTILITIES (360)</b>						
Power	\$ 171.18	\$ 855.90	\$ 1,143.65	\$ 3,898.11	\$ 1,314.83	\$ 4,754.01
Water	\$ 14.52	\$ 72.60	\$ 85.82	\$ 541.80	\$ 100.34	\$ 614.40
Telephone/Facsimile	\$ 115.42	\$ 577.10	\$ 272.81	\$ 1,770.19	\$ 388.23	\$ 2,347.29
<b>Subtotal (360)</b>	<b>\$ 301.12</b>	<b>\$ 1,505.60</b>	<b>\$ 1,502.28</b>	<b>\$ 6,210.10</b>	<b>\$ 1,803.40</b>	<b>\$ 7,715.70</b>
<b>CAPITAL OUTLAY (450) (over \$5000.00)</b>						
		\$ -		\$ -	\$ -	\$ -
		\$ -		\$ -	\$ -	\$ -
<b>Subtotal (450)</b>	<b>\$ -</b>	<b>\$ -</b>	<b>\$ -</b>	<b>\$ -</b>	<b>\$ -</b>	<b>\$ -</b>
<b>GRAND TOTAL</b>	<b>\$ 3,894.23</b>	<b>\$ 19,471.15</b>	<b>\$ 15,017.46</b>	<b>\$ 80,388.27</b>	<b>\$ 18,911.69</b>	<b>\$ 99,859.42</b>

**FY-2014 EXPENDITURE REPORT  
CATHOLIC SOCIAL SERVICE  
ALEE SHELTER (CHILDREN)**

**FOR THE MONTH ENDING: FEBRUARY 28, 2014**

PERSONNEL & BENEFITS COSTS (110/111)	ADMINISTRATIVE COSTS		SERVICE EXPENDITURES		TOTAL	
	CURRENT	CUMULATIVE	CURRENT	CUMULATIVE	CURRENT	Y-T-D CUMULATIVE
Salaries	\$ 2,714.18	\$ 13,570.90	\$ 20,419.61	\$ 94,973.17	\$ 23,133.79	\$ 108,544.07
FICA	\$ 224.84	\$ 1,124.20	\$ 1,561.92	\$ 6,954.09	\$ 1,786.76	\$ 8,078.29
Health & Welfare		\$ -		\$ -	\$ -	\$ -
H & W FICA		\$ -		\$ -	\$ -	\$ -
<b>Subtotal (110/111)</b>	\$ 2,939.02	\$ 14,695.10	\$ 21,981.53	\$ 101,927.26	\$ 24,920.55	\$ 116,622.36
<b>TRAVEL (220)</b>						
Local Mileage		\$ -		\$ -	\$ -	\$ -
		\$ -		\$ -	\$ -	\$ -
<b>Sub Total (220)</b>	\$ -	\$ -	\$ -	\$ -	\$ -	\$ -
<b>CONTRACTUAL (230)</b>						
Equipment Maintenance	\$ 254.89	\$ 1,274.45		\$ 174.00	\$ 254.89	\$ 1,448.45
Lease Equipment	\$ 36.00	\$ 180.00		\$ 286.98	\$ 36.00	\$ 466.98
Building Rent	\$ 623.12	\$ 3,115.60	\$ 2,200.00	\$ 11,000.00	\$ 2,823.12	\$ 14,115.60
Staff Certification/Training		\$ -	\$ 77.60	\$ 283.68	\$ 77.60	\$ 283.68
Drug Testing				\$ -	\$ -	\$ -
Payroll Fee		\$ -	\$ 58.89	\$ 356.27	\$ 58.89	\$ 356.27
Insurance	\$ 178.29	\$ 891.45		\$ 265.30	\$ 178.29	\$ 1,156.75
Printing		\$ -		\$ -	\$ -	\$ -
Audit		\$ -		\$ -	\$ -	\$ -
Trash Removal	\$ 51.65	\$ 258.25		\$ -	\$ 51.65	\$ 258.25
Workman's Compensation		\$ -		\$ 1,600.00	\$ -	\$ 1,600.00
Building Maintenance		\$ -		\$ -	\$ -	\$ -
		\$ -		\$ -	\$ -	\$ -
		\$ -		\$ -	\$ -	\$ -
<b>Subtotal (230)</b>	\$ 1,143.95	\$ 5,719.75	\$ 2,336.49	\$ 13,966.23	\$ 3,480.44	\$ 19,685.98
<b>SUPPLIES AND MATERIALS (240)</b>						
Office Supplies	\$ 23.31	\$ 116.55	\$ 34.11	\$ 102.84	\$ 57.42	\$ 219.39
Household Supplies		\$ -	\$ 89.25	\$ 109.73	\$ 89.25	\$ 109.73
Food		\$ -	\$ 250.00	\$ 1,371.33	\$ 250.00	\$ 1,371.33
Fuel		\$ -	\$ 250.00	\$ 1,350.00	\$ 250.00	\$ 1,350.00
<b>Subtotal (240)</b>	\$ 23.31	\$ 116.55	\$ 623.36	\$ 2,933.90	\$ 646.67	\$ 3,050.45
<b>EQUIPMENT (250) (under \$5000.00)</b>						
		\$ -		\$ -	\$ -	\$ -
		\$ -		\$ -	\$ -	\$ -
<b>Subtotal (250)</b>	\$ -	\$ -	\$ -	\$ -	\$ -	\$ -
<b>MISCELLANEOUS (290)</b>						
Miscellaneous		\$ -	\$ 100.00	\$ 308.00	\$ 100.00	\$ 308.00
		\$ -		\$ -	\$ -	\$ -
		\$ -		\$ -	\$ -	\$ -
<b>Subtotal (290)</b>	\$ -	\$ -	\$ 100.00	\$ 308.00	\$ 100.00	\$ 308.00
<b>UTILITIES (360)</b>						
Power	\$ 195.63	\$ 978.15	\$ 1,202.02	\$ 6,010.10	\$ 1,397.65	\$ 6,988.25
Water	\$ 16.59	\$ 82.95	\$ 60.43	\$ 337.01	\$ 77.02	\$ 419.96
Telephone/Facsimile	\$ 131.91	\$ 659.55	\$ 63.24	\$ 1,051.88	\$ 195.15	\$ 1,711.43
<b>Subtotal (360)</b>	\$ 344.13	\$ 1,720.65	\$ 1,325.69	\$ 7,398.99	\$ 1,669.82	\$ 9,119.64
<b>CAPITAL OUTLAY (450) (over \$5000.00)</b>						
		\$ -		\$ -	\$ -	\$ -
		\$ -		\$ -	\$ -	\$ -
<b>Subtotal (450)</b>	\$ -	\$ -	\$ -	\$ -	\$ -	\$ -
<b>GRAND TOTAL</b>	\$ 4,450.41	\$ 22,252.05	\$ 26,367.07	\$ 126,534.38	\$ 30,817.48	\$ 148,786.43

**FY-2014 EXPENDITURE REPORT  
CATHOLIC SOCIAL SERVICE  
ALEE (ADULT)**

**FOR THE MONTH ENDING:    MARCH 31, 2014**

PERSONNEL & BENEFITS COSTS (110/111)	ADMINISTRATIVE COSTS		SERVICE EXPENDITURES		TOTAL	
	CURRENT	CUMULATIVE	CURRENT	CUMULATIVE	CURRENT	Y-T-D CUMULATIVE
Salaries	\$ 2,374.90	\$ 14,249.40	\$ 8,666.52	\$ 68,209.66	\$ 11,041.42	\$ 82,459.06
FICA	\$ 196.83	\$ 1,180.98	\$ 1,256.55	\$ 6,913.39	\$ 1,453.38	\$ 8,094.37
Health & Welfare		\$ -		\$ -	\$ -	\$ -
H & W FICA		\$ -		\$ -	\$ -	\$ -
<b>Subtotal (110/111)</b>	\$ 2,571.73	\$ 15,430.38	\$ 9,923.07	\$ 75,123.05	\$ 12,494.80	\$ 90,553.43
<b>TRAVEL (220)</b>						
Local Mileage		\$ -		\$ -	\$ -	\$ -
		\$ -		\$ -	\$ -	\$ -
<b>Sub Total (220)</b>	\$ -	\$ -	\$ -	\$ -	\$ -	\$ -
<b>CONTRACTUAL (230)</b>						
Equipment Maintenance	\$ 223.06	\$ 1,338.36		\$ 803.77	\$ 223.06	\$ 2,142.13
Lease Equipment	\$ 31.50	\$ 189.00		\$ 125.00	\$ 31.50	\$ 314.00
Building Rent	\$ 545.23	\$ 3,271.38		\$ -	\$ 545.23	\$ 3,271.38
Staff Certification/Training		\$ -	\$ 50.00	\$ 200.65	\$ 50.00	\$ 200.65
Drug Testing		\$ -		\$ -	\$ -	\$ -
Payroll Fee		\$ -	\$ 82.60	\$ 495.59	\$ 82.60	\$ 495.59
Insurance	\$ 156.00	\$ 936.00		\$ 1,583.87	\$ 156.00	\$ 2,519.87
Printing		\$ -		\$ -	\$ -	\$ -
Audit		\$ -	\$ 1,263.39	\$ 1,263.39	\$ 1,263.39	\$ 1,263.39
Trash Removal	\$ 45.20	\$ 271.20	\$ 340.74	\$ 2,014.80	\$ 385.94	\$ 2,286.00
Workman's Compensation		\$ -		\$ 1,400.00	\$ -	\$ 1,400.00
Building Maintenance		\$ -		\$ -	\$ -	\$ -
		\$ -		\$ -	\$ -	\$ -
		\$ -		\$ -	\$ -	\$ -
<b>Subtotal (230)</b>	\$ 1,000.99	\$ 6,005.94	\$ 1,736.73	\$ 7,887.07	\$ 2,737.72	\$ 13,893.01
<b>SUPPLIES AND MATERIALS (240)</b>						
Office Supplies	\$ 20.39	\$ 122.34	\$ 11.50	\$ 110.08	\$ 31.89	\$ 232.42
Household Supplies		\$ -		\$ 479.27	\$ -	\$ 479.27
Food		\$ -	\$ 250.00	\$ 1,250.00	\$ 250.00	\$ 1,250.00
Fuel		\$ -	\$ 250.00	\$ 1,500.00	\$ 250.00	\$ 1,500.00
<b>Subtotal (240)</b>	\$ 20.39	\$ 122.34	\$ 511.50	\$ 3,339.35	\$ 531.89	\$ 3,461.69
<b>EQUIPMENT (250) (under \$5000.00)</b>						
		\$ -		\$ -	\$ -	\$ -
		\$ -		\$ -	\$ -	\$ -
<b>Subtotal (250)</b>	\$ -	\$ -	\$ -	\$ -	\$ -	\$ -
<b>MISCELLANEOUS (290)</b>						
		\$ -		\$ -	\$ -	\$ -
		\$ -		\$ -	\$ -	\$ -
<b>Subtotal (290)</b>	\$ -	\$ -	\$ -	\$ -	\$ -	\$ -
<b>UTILITIES (360)</b>						
Power	\$ 171.18	\$ 1,027.08	\$ 714.49	\$ 4,612.60	\$ 885.67	\$ 5,639.68
Water	\$ 14.52	\$ 87.12	\$ 80.13	\$ 621.93	\$ 94.65	\$ 709.05
Telephone/Facsimile	\$ 115.42	\$ 692.52	\$ 80.80	\$ 1,850.99	\$ 196.22	\$ 2,543.51
<b>Subtotal (360)</b>	\$ 301.12	\$ 1,806.72	\$ 875.42	\$ 7,085.52	\$ 1,176.54	\$ 8,892.24
<b>CAPITAL OUTLAY (450) (over \$5000.00)</b>						
		\$ -		\$ -	\$ -	\$ -
		\$ -		\$ -	\$ -	\$ -
<b>Subtotal (450)</b>	\$ -	\$ -	\$ -	\$ -	\$ -	\$ -
<b>GRAND TOTAL</b>	\$ 3,894.23	\$ 23,365.38	\$ 13,046.72	\$ 93,434.99	\$ 16,940.95	\$ 116,800.37

**FY-2014 EXPENDITURE REPORT  
CATHOLIC SOCIAL SERVICE  
ALEE SHELTER (CHILDREN)**

**FOR THE MONTH ENDING:           MARCH 31, 2014**

PERSONNEL & BENEFITS COSTS (110/111)	ADMINISTRATIVE COSTS		SERVICE EXPENDITURES		TOTAL	
	CURRENT	CUMULATIVE	CURRENT	CUMULATIVE	CURRENT	Y-T-D CUMULATIVE
Salaries	\$ 2,714.18	\$ 16,285.08	\$ 19,821.40	\$ 114,794.57	\$ 22,535.58	\$ 131,079.65
FICA	\$ 224.84	\$ 1,349.04	\$ 1,516.32	\$ 8,470.41	\$ 1,741.16	\$ 9,819.45
Health & Welfare		\$ -		\$ -	\$ -	\$ -
H & W FICA		\$ -		\$ -	\$ -	\$ -
<b>Subtotal (110/111)</b>	\$ 2,939.02	\$ 17,634.12	\$ 21,337.72	\$ 123,264.98	\$ 24,276.74	\$ 140,899.10
<b>TRAVEL (220)</b>						
Local Mileage		\$ -		\$ -	\$ -	\$ -
		\$ -		\$ -	\$ -	\$ -
<b>Sub Total (220)</b>	\$ -	\$ -	\$ -	\$ -	\$ -	\$ -
<b>CONTRACTUAL (230)</b>						
Equipment Maintenance	\$ 254.89	\$ 1,529.34	\$ 332.28	\$ 506.28	\$ 587.17	\$ 2,035.62
Lease Equipment	\$ 36.00	\$ 216.00		\$ 286.98	\$ 36.00	\$ 502.98
Building Rent	\$ 623.12	\$ 3,738.72	\$ 2,200.00	\$ 13,200.00	\$ 2,823.12	\$ 16,938.72
Staff Certification/Training		\$ -		\$ 283.68	\$ -	\$ 283.68
Drug Testing		\$ -		\$ -	\$ -	\$ -
Payroll Fee		\$ -	\$ 71.25	\$ 427.52	\$ 71.25	\$ 427.52
Insurance	\$ 178.29	\$ 1,069.74	\$ 774.63	\$ 1,039.93	\$ 952.92	\$ 2,109.67
Printing		\$ -		\$ -	\$ -	\$ -
Audit		\$ -	\$ 1,443.87	\$ 1,443.87	\$ 1,443.87	\$ 1,443.87
Trash Removal	\$ 51.65	\$ 309.90		\$ -	\$ 51.65	\$ 309.90
Workman's Compensation		\$ -		\$ 1,600.00	\$ -	\$ 1,600.00
Building Maintenance		\$ -		\$ -	\$ -	\$ -
		\$ -		\$ -	\$ -	\$ -
		\$ -		\$ -	\$ -	\$ -
<b>Subtotal (230)</b>	\$ 1,143.95	\$ 6,863.70	\$ 4,822.03	\$ 18,788.26	\$ 5,965.98	\$ 25,651.96
<b>SUPPLIES AND MATERIALS (240)</b>						
Office Supplies	\$ 23.31	\$ 139.86	\$ 25.82	\$ 128.66	\$ 49.13	\$ 268.52
Household Supplies		\$ -		\$ 109.73	\$ -	\$ 109.73
Food		\$ -	\$ 250.00	\$ 1,621.33	\$ 250.00	\$ 1,621.33
Fuel		\$ -	\$ 250.00	\$ 1,600.00	\$ 250.00	\$ 1,600.00
<b>Subtotal (240)</b>	\$ 23.31	\$ 139.86	\$ 525.82	\$ 3,459.72	\$ 549.13	\$ 3,599.58
<b>EQUIPMENT (250) (under \$5000.00)</b>						
		\$ -		\$ -	\$ -	\$ -
		\$ -		\$ -	\$ -	\$ -
<b>Subtotal (250)</b>	\$ -	\$ -	\$ -	\$ -	\$ -	\$ -
<b>MISCELLANEOUS (290)</b>						
Miscellaneous		\$ -		\$ 308.00	\$ -	\$ 308.00
		\$ -		\$ -	\$ -	\$ -
<b>Subtotal (290)</b>	\$ -	\$ -	\$ -	\$ 308.00	\$ -	\$ 308.00
<b>UTILITIES (360)</b>						
Power	\$ 195.63	\$ 1,173.78	\$ 1,168.90	\$ 7,179.00	\$ 1,364.53	\$ 8,352.78
Water	\$ 16.59	\$ 99.54	\$ 62.51	\$ 399.52	\$ 79.10	\$ 499.06
Telephone/Facsimile	\$ 131.91	\$ 791.46	\$ 420.83	\$ 1,472.71	\$ 552.74	\$ 2,264.17
<b>Subtotal (360)</b>	\$ 344.13	\$ 2,064.78	\$ 1,652.24	\$ 9,051.23	\$ 1,996.37	\$ 11,116.01
<b>CAPITAL OUTLAY (450) (over \$5000.00)</b>						
		\$ -		\$ -	\$ -	\$ -
		\$ -		\$ -	\$ -	\$ -
<b>Subtotal (450)</b>	\$ -	\$ -	\$ -	\$ -	\$ -	\$ -
<b>GRAND TOTAL</b>	\$ 4,450.41	\$ 26,702.46	\$ 28,337.81	\$ 154,872.19	\$ 32,788.22	\$ 181,574.65

**FY-2014 EXPENDITURE REPORT  
CATHOLIC SOCIAL SERVICE  
ALEE (ADULT)**

**FOR THE MONTH ENDING: APRIL 30, 2014**

PERSONNEL & BENEFITS COSTS (110/111)	ADMINISTRATIVE COSTS		SERVICE EXPENDITURES		TOTAL	
	CURRENT	CUMULATIVE	CURRENT	CUMULATIVE	CURRENT	Y-T-D CUMULATIVE
Salaries	\$ 2,374.90	\$ 16,624.30	\$ 11,113.15	\$ 79,322.81	\$ 13,488.05	\$ 95,947.11
FICA	\$ 196.83	\$ 1,377.81	\$ 1,278.18	\$ 8,191.57	\$ 1,475.01	\$ 9,569.38
Health & Welfare		\$ -		\$ -	\$ -	\$ -
H & W FICA		\$ -		\$ -	\$ -	\$ -
<b>Subtotal (110/111)</b>	\$ 2,571.73	\$ 18,002.11	\$ 12,391.33	\$ 87,514.38	\$ 14,963.06	\$ 105,516.49
<b>TRAVEL (220)</b>						
Local Mileage		\$ -		\$ -	\$ -	\$ -
		\$ -		\$ -	\$ -	\$ -
<b>Sub Total (220)</b>	\$ -	\$ -	\$ -	\$ -	\$ -	\$ -
<b>CONTRACTUAL (230)</b>						
Equipment Maintenance	\$ 223.06	\$ 1,561.42	\$ 181.48	\$ 985.25	\$ 404.54	\$ 2,546.67
Lease Equipment	\$ 31.50	\$ 220.50		\$ 125.00	\$ 31.50	\$ 345.50
Building Rent	\$ 545.23	\$ 3,816.61		\$ -	\$ 545.23	\$ 3,816.61
Staff Certification/Training		\$ -	\$ -	\$ 200.65	\$ -	\$ 200.65
Drug Testing			\$ 59.40	\$ 59.40	\$ 59.40	\$ 59.40
Payroll Fee		\$ -	\$ 54.55	\$ 550.14	\$ 54.55	\$ 550.14
Insurance	\$ 156.00	\$ 1,092.00		\$ 1,583.87	\$ 156.00	\$ 2,675.87
Printing		\$ -		\$ -	\$ -	\$ -
Audit		\$ -		\$ 1,263.39	\$ -	\$ 1,263.39
Trash Removal	\$ 45.20	\$ 316.40	\$ 213.83	\$ 2,228.63	\$ 259.03	\$ 2,545.03
Workman's Compensation		\$ -		\$ 1,400.00	\$ -	\$ 1,400.00
Building Maintenance		\$ -		\$ -	\$ -	\$ -
		\$ -		\$ -	\$ -	\$ -
		\$ -		\$ -	\$ -	\$ -
<b>Subtotal (230)</b>	\$ 1,000.99	\$ 7,006.93	\$ 509.26	\$ 8,396.33	\$ 1,510.25	\$ 15,403.26
<b>SUPPLIES AND MATERIALS (240)</b>						
Office Supplies	\$ 20.39	\$ 142.73	\$ 23.13	\$ 502.40	\$ 43.52	\$ 645.13
Household Supplies		\$ -	\$ 84.98	\$ 1,334.98	\$ 84.98	\$ 1,334.98
Food		\$ -	\$ 250.00	\$ 1,750.00	\$ 250.00	\$ 1,750.00
Fuel		\$ -	\$ 250.00	\$ 1,500.00	\$ 250.00	\$ 1,500.00
<b>Subtotal (240)</b>	\$ 20.39	\$ 142.73	\$ 608.11	\$ 5,087.38	\$ 628.50	\$ 5,230.11
<b>EQUIPMENT (250) (under \$5000.00)</b>						
		\$ -		\$ -	\$ -	\$ -
		\$ -		\$ -	\$ -	\$ -
<b>Subtotal (250)</b>	\$ -	\$ -	\$ -	\$ -	\$ -	\$ -
<b>MISCELLANEOUS (290)</b>						
		\$ -		\$ -	\$ -	\$ -
		\$ -		\$ -	\$ -	\$ -
<b>Subtotal (290)</b>	\$ -	\$ -	\$ -	\$ -	\$ -	\$ -
<b>UTILITIES (360)</b>						
Power	\$ 171.18	\$ 1,198.26	\$ 743.81	\$ 4,612.60	\$ 914.99	\$ 5,810.86
Water	\$ 14.52	\$ 101.64	\$ 82.74	\$ 621.93	\$ 97.26	\$ 723.57
Telephone/Facsimile	\$ 115.42	\$ 807.94	\$ 420.83	\$ 1,850.99	\$ 536.25	\$ 2,658.93
<b>Subtotal (360)</b>	\$ 301.12	\$ 2,107.84	\$ 1,247.38	\$ 7,085.52	\$ 1,548.50	\$ 9,193.36
<b>CAPITAL OUTLAY (450) (over \$5000.00)</b>						
		\$ -		\$ -	\$ -	\$ -
		\$ -		\$ -	\$ -	\$ -
<b>Subtotal (450)</b>	\$ -	\$ -	\$ -	\$ -	\$ -	\$ -
<b>GRAND TOTAL</b>	\$ 3,894.23	\$ 27,259.61	\$ 14,756.08	\$ 108,083.61	\$ 18,650.31	\$ 135,343.22

**FY-2014 EXPENDITURE REPORT  
CATHOLIC SOCIAL SERVICE  
ALEE SHELTER (CHILDREN)**

**FOR THE MONTH ENDING:**

**APRIL 30, 2014**

PERSONNEL & BENEFITS COSTS (110/111)	ADMINISTRATIVE COSTS		SERVICE EXPENDITURES		TOTAL	
	CURRENT	CUMULATIVE	CURRENT	CUMULATIVE	CURRENT	Y-T-D CUMULATIVE
Salaries	\$ 2,714.18	\$ 18,999.26	\$ 20,042.72	\$ 134,837.29	\$ 22,756.90	\$ 153,836.55
FICA	\$ 224.84	\$ 1,573.88	\$ 1,533.26	\$ 10,003.67	\$ 1,758.10	\$ 11,577.55
Health & Welfare		\$ -		\$ -	\$ -	\$ -
H & W FICA		\$ -		\$ -	\$ -	\$ -
<b>Subtotal (110/111)</b>	\$ 2,939.02	\$ 20,573.14	\$ 21,575.98	\$ 144,840.96	\$ 24,515.00	\$ 165,414.10
<b>TRAVEL (220)</b>						
Local Mileage		\$ -		\$ -	\$ -	\$ -
		\$ -		\$ -	\$ -	\$ -
<b>Sub Total (220)</b>	\$ -	\$ -	\$ -	\$ -	\$ -	\$ -
<b>CONTRACTUAL (230)</b>						
Equipment Maintenance	\$ 254.89	\$ 1,784.23	\$ 148.11	\$ 654.39	\$ 403.00	\$ 2,438.62
Lease Equipment	\$ 36.00	\$ 252.00		\$ 286.98	\$ 36.00	\$ 538.98
Building Rent	\$ 623.12	\$ 4,361.84	\$ 2,200.00	\$ 15,400.00	\$ 2,823.12	\$ 19,761.84
Staff Certification/Training		\$ -		\$ 283.68	\$ -	\$ 283.68
Drug Testing			\$ 39.60	\$ 39.60	\$ 39.60	\$ 39.60
Payroll Fee		\$ -	\$ 62.34	\$ 489.86	\$ 62.34	\$ 489.86
Insurance	\$ 178.29	\$ 1,248.03		\$ 1,039.93	\$ 178.29	\$ 2,287.96
Printing		\$ -		\$ -	\$ -	\$ -
Audit		\$ -		\$ 1,443.87	\$ -	\$ 1,443.87
Trash Removal	\$ 51.65	\$ 361.55	\$ 199.89	\$ 199.89	\$ 251.54	\$ 561.44
Workman's Compensation		\$ -		\$ 1,600.00	\$ -	\$ 1,600.00
Building Maintenance		\$ -		\$ -	\$ -	\$ -
		\$ -		\$ -	\$ -	\$ -
		\$ -		\$ -	\$ -	\$ -
		\$ -		\$ -	\$ -	\$ -
<b>Subtotal (230)</b>	\$ 1,143.95	\$ 8,007.65	\$ 2,649.94	\$ 21,438.20	\$ 3,793.89	\$ 29,445.85
<b>SUPPLIES AND MATERIALS (240)</b>						
Office Supplies	\$ 23.31	\$ 163.17	\$ 23.14	\$ 151.80	\$ 46.45	\$ 314.97
Household Supplies		\$ -	\$ 390.21	\$ 2,011.54	\$ 390.21	\$ 2,011.54
Food		\$ -	\$ 250.00	\$ 1,850.00	\$ 250.00	\$ 1,850.00
Fuel		\$ -	\$ 250.00	\$ 1,600.00	\$ 250.00	\$ 1,600.00
<b>Subtotal (240)</b>	\$ 23.31	\$ 139.86	\$ 913.35	\$ 5,613.34	\$ 936.66	\$ 5,753.20
<b>EQUIPMENT (250) (under \$5000.00)</b>		\$ -		\$ -	\$ -	\$ -
		\$ -		\$ -	\$ -	\$ -
<b>Subtotal (250)</b>	\$ -	\$ -	\$ -	\$ -	\$ -	\$ -
<b>MISCELLANEOUS (290)</b>						
Miscellaneous		\$ -		\$ 308.00	\$ -	\$ 308.00
		\$ -		\$ -	\$ -	\$ -
		\$ -		\$ -	\$ -	\$ -
<b>Subtotal (290)</b>	\$ -	\$ -	\$ -	\$ 308.00	\$ -	\$ 308.00
<b>UTILITIES (360)</b>						
Power	\$ 195.63	\$ 1,369.41	\$ 1,308.69	\$ 8,487.69	\$ 1,504.32	\$ 9,857.10
Water	\$ 16.59	\$ 116.13	\$ 52.29	\$ 451.81	\$ 68.88	\$ 567.94
Telephone/Facsimile	\$ 131.91	\$ 923.37	\$ 128.20	\$ 1,600.91	\$ 260.11	\$ 2,524.28
<b>Subtotal (360)</b>	\$ 344.13	\$ 2,408.91	\$ 1,489.18	\$ 10,540.41	\$ 1,833.31	\$ 12,949.32
<b>CAPITAL OUTLAY (450) (over \$5000.00)</b>						
		\$ -		\$ -	\$ -	\$ -
		\$ -		\$ -	\$ -	\$ -
<b>Subtotal (450)</b>	\$ -	\$ -	\$ -	\$ -	\$ -	\$ -
<b>GRAND TOTAL</b>	\$ 4,450.41	\$ 26,702.46	\$ 26,628.45	\$ 182,740.91	\$ 31,078.86	\$ 213,870.47



**FY-2014 EXPENDITURE REPORT  
CATHOLIC SOCIAL SERVICE  
ALEE (ADULT)**

**FOR THE MONTH ENDING: MAY 31, 2014**

PERSONNEL & BENEFITS COSTS (110/111)	ADMINISTRATIVE COSTS		SERVICE EXPENDITURES		TOTAL	
	CURRENT	CUMULATIVE	CURRENT	CUMULATIVE	CURRENT	Y-T-D CUMULATIVE
Salaries	\$ 2,374.90	\$ 18,999.20	\$ 16,622.46	\$ 95,945.27	\$ 18,997.36	\$ 114,944.47
FICA	\$ 196.83	\$ 1,574.64	\$ 1,474.32	\$ 9,665.89	\$ 1,671.15	\$ 11,240.53
Health & Welfare		\$ -		\$ -	\$ -	\$ -
H & W FICA		\$ -		\$ -	\$ -	\$ -
<b>Subtotal (110/111)</b>	\$ 2,571.73	\$ 20,573.84	\$ 18,096.78	\$ 105,611.16	\$ 20,668.51	\$ 126,185.00
<b>TRAVEL (220)</b>						
Local Mileage		\$ -		\$ -	\$ -	\$ -
		\$ -		\$ -	\$ -	\$ -
<b>Sub Total (220)</b>	\$ -	\$ -	\$ -	\$ -	\$ -	\$ -
<b>CONTRACTUAL (230)</b>						
Equipment Maintenance	\$ 223.06	\$ 1,784.48		\$ 985.25	\$ 223.06	\$ 2,769.73
Lease Equipment	\$ 31.50	\$ 252.00		\$ 125.00	\$ 31.50	\$ 377.00
Building Rent	\$ 545.23	\$ 4,361.84		\$ -	\$ 545.23	\$ 4,361.84
Staff Certification/Training		\$ -	\$ 150.00	\$ 350.65	\$ 150.00	\$ 350.65
Drug Testing				\$ 59.40	\$ -	\$ 59.40
Payroll Service Fees		\$ -	\$ 55.14	\$ 605.28	\$ 55.14	\$ 605.28
Insurance	\$ 156.00	\$ 1,248.00		\$ 1,583.87	\$ 156.00	\$ 2,831.87
Printing		\$ -		\$ -	\$ -	\$ -
Audit		\$ -		\$ 1,263.39	\$ -	\$ 1,263.39
Trash Removal	\$ 45.20	\$ 361.60		\$ 2,228.63	\$ 45.20	\$ 2,590.23
Workman's Comp		\$ -		\$ 1,400.00	\$ -	\$ 1,400.00
Building Maintenance		\$ -		\$ -	\$ -	\$ -
		\$ -		\$ -	\$ -	\$ -
		\$ -		\$ -	\$ -	\$ -
		\$ -		\$ -	\$ -	\$ -
<b>Subtotal (230)</b>	\$ 1,000.99	\$ 8,007.92	\$ 205.14	\$ 8,601.47	\$ 1,206.13	\$ 16,609.39
<b>SUPPLIES AND MATERIALS (240)</b>						
Office Supplies	\$ 20.39	\$ 163.12	\$ 59.55	\$ 59.55	\$ 79.94	\$ 222.67
Household Supplies		\$ -		\$ 502.40	\$ -	\$ 502.40
Food		\$ -	\$ 375.00	\$ 1,709.98	\$ 375.00	\$ 1,709.98
Fuel		\$ -	\$ 265.00	\$ 2,015.00	\$ 265.00	\$ 2,015.00
<b>Subtotal (240)</b>	\$ 20.39	\$ 163.12	\$ 699.55	\$ 4,286.93	\$ 719.94	\$ 4,450.05
<b>EQUIPMENT (250) (under \$5000.00)</b>						
		\$ -		\$ -	\$ -	\$ -
		\$ -		\$ -	\$ -	\$ -
<b>Subtotal (250)</b>	\$ -	\$ -	\$ -	\$ -	\$ -	\$ -
<b>MISCELLANEOUS (290)</b>						
		\$ -		\$ -	\$ -	\$ -
		\$ -		\$ -	\$ -	\$ -
<b>Subtotal (290)</b>	\$ -	\$ -	\$ -	\$ -	\$ -	\$ -
<b>UTILITIES (360)</b>						
Power	\$ 171.18	\$ 1,369.44	\$ 560.72	\$ 5,173.32	\$ 731.90	\$ 6,542.76
Water/Sewer	\$ 14.52	\$ 116.16	\$ 56.18	\$ 678.11	\$ 70.70	\$ 794.27
Telephone/Fax	\$ 115.42	\$ 923.36	\$ 204.85	\$ 2,055.84	\$ 320.27	\$ 2,979.20
<b>Subtotal (360)</b>	\$ 301.12	\$ 2,408.96	\$ 821.75	\$ 7,907.27	\$ 1,122.87	\$ 10,316.23
<b>CAPITAL OUTLAY (450) (over \$5000.00)</b>						
		\$ -		\$ -	\$ -	\$ -
		\$ -		\$ -	\$ -	\$ -
<b>Subtotal (450)</b>	\$ -	\$ -	\$ -	\$ -	\$ -	\$ -
<b>GRAND TOTAL</b>	\$ 3,894.23	\$ 31,153.84	\$ 19,823.22	\$ 126,406.83	\$ 23,717.45	\$ 157,560.67

**FY-2014 EXPENDITURE REPORT  
CATHOLIC SOCIAL SERVICE  
ALEE SHELTER (CHILDREN)**

**FOR THE MONTH ENDING: MAY 31, 2014**

PERSONNEL & BENEFITS COSTS (110/111)	ADMINISTRATIVE COSTS		SERVICE EXPENDITURES		TOTAL	
	CURRENT	CUMULATIVE	CURRENT	CUMULATIVE	CURRENT	Y-TO-D CUMULATIVE
Salaries	\$ 2,714.18	\$ 21,713.44	\$ 15,303.37	\$ 150,140.66	\$ 18,017.55	\$ 171,854.10
FICA	\$ 224.84	\$ 1,798.72	\$ 1,226.79	\$ 11,230.46	\$ 1,451.63	\$ 13,029.18
Health & Welfare		\$ -		\$ -	\$ -	\$ -
H & W FICA		\$ -		\$ -	\$ -	\$ -
<b>Subtotal (110/111)</b>	\$ 2,939.02	\$ 23,512.16	\$ 16,530.16	\$ 161,371.12	\$ 19,469.18	\$ 184,883.28
<b>TRAVEL (220)</b>						
Local Mileage		\$ -		\$ -	\$ -	\$ -
		\$ -		\$ -	\$ -	\$ -
<b>Sub Total (220)</b>	\$ -	\$ -	\$ -	\$ -	\$ -	\$ -
<b>CONTRACTUAL (230)</b>						
Equipment Maintenance	\$ 254.89	\$ 2,039.12		\$ 654.39	\$ 254.89	\$ 2,693.51
Lease Equipment	\$ 36.00	\$ 288.00		\$ 286.98	\$ 36.00	\$ 574.98
Building Rent	\$ 623.12	\$ 4,984.96	\$ 2,200.00	\$ 17,600.00	\$ 2,823.12	\$ 22,584.96
Staff Certification/Training		\$ -	\$ 150.00	\$ 433.68	\$ 150.00	\$ 433.68
Drug Testing				\$ 39.60	\$ -	\$ 39.60
Payroll Service Fees		\$ -	\$ 63.02	\$ 552.88	\$ 63.02	\$ 552.88
Insurance	\$ 178.29	\$ 1,426.32		\$ 1,039.93	\$ 178.29	\$ 2,466.25
Printing		\$ -		\$ -	\$ -	\$ -
Audit		\$ -		\$ 1,443.87	\$ -	\$ 1,443.87
Trash Removal	\$ 51.65	\$ 413.20		\$ 199.89	\$ 51.65	\$ 613.09
Workman's Comp		\$ -		\$ 1,600.00	\$ -	\$ 1,600.00
Building Maintenance		\$ -		\$ -	\$ -	\$ -
		\$ -		\$ -	\$ -	\$ -
		\$ -		\$ -	\$ -	\$ -
<b>Subtotal (230)</b>	\$ 1,143.95	\$ 9,151.60	\$ 2,413.02	\$ 23,851.22	\$ 3,556.97	\$ 33,002.82
<b>SUPPLIES AND MATERIALS (240)</b>						
Office Supplies	\$ 23.31	\$ 186.48	\$ 59.55	\$ 211.35	\$ 82.86	\$ 397.83
Household Supplies		\$ -	\$ 352.42	\$ 2,363.96	\$ 352.42	\$ 2,363.96
Food		\$ -	\$ 375.00	\$ 2,225.00	\$ 375.00	\$ 2,225.00
Fuel		\$ -	\$ 250.00	\$ 1,850.00	\$ 250.00	\$ 1,850.00
<b>Subtotal (240)</b>	\$ 23.31	\$ 186.48	\$ 1,036.97	\$ 6,650.31	\$ 1,060.28	\$ 6,836.79
<b>EQUIPMENT (250) (under \$5000.00)</b>						
		\$ -		\$ -	\$ -	\$ -
		\$ -		\$ -	\$ -	\$ -
<b>Subtotal (250)</b>	\$ -	\$ -	\$ -	\$ -	\$ -	\$ -
<b>MISCELLANEOUS (290)</b>						
Miscellaneous		\$ -		\$ 308.00	\$ -	\$ 308.00
		\$ -		\$ -	\$ -	\$ -
		\$ -		\$ -	\$ -	\$ -
<b>Subtotal (290)</b>	\$ -	\$ -	\$ -	\$ 308.00	\$ -	\$ 308.00
<b>UTILITIES (360)</b>						
Power	\$ 195.63	\$ 1,565.04	\$ 1,382.87	\$ 9,870.56	\$ 1,578.50	\$ 11,435.60
Water/Sewer	\$ 16.59	\$ 132.72	\$ 33.58	\$ 485.39	\$ 50.17	\$ 618.11
Telephone/Fax	\$ 131.91	\$ 1,055.28	\$ 164.71	\$ 1,765.62	\$ 296.62	\$ 2,820.90
<b>Subtotal (360)</b>	\$ 344.13	\$ 2,753.04	\$ 1,581.16	\$ 12,121.57	\$ 1,925.29	\$ 14,874.61
<b>CAPITAL OUTLAY (450) (over \$5000.00)</b>						
		\$ -		\$ -	\$ -	\$ -
		\$ -		\$ -	\$ -	\$ -
<b>Subtotal (450)</b>	\$ -	\$ -	\$ -	\$ -	\$ -	\$ -
<b>GRAND TOTAL</b>	\$ 4,450.41	\$ 35,603.28	\$ 21,561.31	\$ 204,302.22	\$ 26,011.72	\$ 239,905.50

**FY-2014 EXPENDITURE REPORT  
CATHOLIC SOCIAL SERVICE  
ALEE (ADULT)**

**FOR THE MONTH ENDING: JUNE 30, 2014**

PERSONNEL & BENEFITS COSTS (110/111)	ADMINISTRATIVE COSTS		SERVICE EXPENDITURES		TOTAL	
	CURRENT	CUMULATIVE	CURRENT	CUMULATIVE	CURRENT	Y-T-D CUMULATIVE
Salaries	\$ 2,374.90	\$ 21,374.10	\$ 18,323.27	\$ 114,268.54	\$ 20,698.17	\$ 135,642.64
FICA	\$ 196.83	\$ 1,771.47	\$ 1,401.73	\$ 11,067.62	\$ 1,598.56	\$ 12,839.09
Health & Welfare		\$ -		\$ -	\$ -	\$ -
H & W FICA		\$ -		\$ -	\$ -	\$ -
<b>Subtotal (110/111)</b>	<b>\$ 2,571.73</b>	<b>\$ 23,145.57</b>	<b>\$ 19,725.00</b>	<b>\$ 125,336.16</b>	<b>\$ 22,296.73</b>	<b>\$ 148,481.73</b>
<b>TRAVEL (220)</b>						
Local Mileage		\$ -		\$ -	\$ -	\$ -
		\$ -		\$ -	\$ -	\$ -
<b>Sub Total (220)</b>	<b>\$ -</b>	<b>\$ -</b>	<b>\$ -</b>	<b>\$ -</b>	<b>\$ -</b>	<b>\$ -</b>
<b>CONTRACTUAL (230)</b>						
Equipment Maintenance	\$ 223.06	\$ 2,007.54		\$ 985.25	\$ 223.06	\$ 2,992.79
Lease Equipment	\$ 31.50	\$ 283.50	\$ 240.18	\$ 365.18	\$ 271.68	\$ 648.68
Building Rent	\$ 545.23	\$ 4,907.07		\$ -	\$ 545.23	\$ 4,907.07
Staff Certification/Training		\$ -		\$ 350.65	\$ -	\$ 350.65
Drug Testing				\$ 59.40	\$ -	\$ 59.40
Payroll Service Fees		\$ -	\$ 65.00	\$ 670.28	\$ 65.00	\$ 670.28
Insurance	\$ 156.00	\$ 1,404.00		\$ 1,583.87	\$ 156.00	\$ 2,987.87
Printing		\$ -		\$ -	\$ -	\$ -
Audit		\$ -	\$ 588.61	\$ 1,852.00	\$ 588.61	\$ 1,852.00
Trash Removal	\$ 45.20	\$ 406.80	\$ 356.05	\$ 2,584.68	\$ 401.25	\$ 2,991.48
Workman's Comp		\$ -		\$ 1,400.00	\$ -	\$ 1,400.00
Building Maintenance		\$ -		\$ -	\$ -	\$ -
		\$ -		\$ -	\$ -	\$ -
		\$ -		\$ -	\$ -	\$ -
		\$ -		\$ -	\$ -	\$ -
<b>Subtotal (230)</b>	<b>\$ 1,000.99</b>	<b>\$ 9,008.91</b>	<b>\$ 1,249.84</b>	<b>\$ 9,851.31</b>	<b>\$ 2,250.83</b>	<b>\$ 18,860.22</b>
<b>SUPPLIES AND MATERIALS (240)</b>						
Office Supplies	\$ 20.39	\$ 183.51		\$ 192.76	\$ 20.39	\$ 376.27
Household Supplies		\$ -		\$ 564.25	\$ -	\$ 564.25
Food		\$ -		\$ 1,875.00	\$ -	\$ 1,875.00
Fuel		\$ -	\$ 859.51	\$ 2,874.51	\$ 859.51	\$ 2,874.51
<b>Subtotal (240)</b>	<b>\$ 20.39</b>	<b>\$ 183.51</b>	<b>\$ 859.51</b>	<b>\$ 5,506.52</b>	<b>\$ 879.90</b>	<b>\$ 5,690.03</b>
<b>EQUIPMENT (250) (under \$5000.00)</b>						
		\$ -		\$ -	\$ -	\$ -
		\$ -		\$ -	\$ -	\$ -
<b>Subtotal (250)</b>	<b>\$ -</b>	<b>\$ -</b>	<b>\$ -</b>	<b>\$ -</b>	<b>\$ -</b>	<b>\$ -</b>
<b>MISCELLANEOUS (290)</b>						
		\$ -		\$ -	\$ -	\$ -
		\$ -		\$ -	\$ -	\$ -
		\$ -		\$ -	\$ -	\$ -
<b>Subtotal (290)</b>	<b>\$ -</b>	<b>\$ -</b>	<b>\$ -</b>	<b>\$ -</b>	<b>\$ -</b>	<b>\$ -</b>
<b>UTILITIES (360)</b>						
Power	\$ 171.18	\$ 1,540.62	\$ 525.13	\$ 6,442.26	\$ 696.31	\$ 7,982.88
Water/Sewer	\$ 14.52	\$ 130.68	\$ 59.02	\$ 819.87	\$ 73.54	\$ 950.55
Telephone/Fax	\$ 115.42	\$ 1,038.78		\$ 2,476.67	\$ 115.42	\$ 3,515.45
<b>Subtotal (360)</b>	<b>\$ 301.12</b>	<b>\$ 2,710.08</b>	<b>\$ 584.15</b>	<b>\$ 9,738.80</b>	<b>\$ 885.27</b>	<b>\$ 12,448.88</b>
<b>CAPITAL OUTLAY (450) (over \$5000.00)</b>						
		\$ -		\$ -	\$ -	\$ -
		\$ -		\$ -	\$ -	\$ -
<b>Subtotal (450)</b>	<b>\$ -</b>	<b>\$ -</b>	<b>\$ -</b>	<b>\$ -</b>	<b>\$ -</b>	<b>\$ -</b>
<b>GRAND TOTAL</b>	<b>\$ 3,894.23</b>	<b>\$ 35,048.07</b>	<b>\$ 22,418.50</b>	<b>\$ 150,432.79</b>	<b>\$ 26,312.73</b>	<b>\$ 185,480.86</b>

**FY-2014 EXPENDITURE REPORT  
CATHOLIC SOCIAL SERVICE  
ALEE SHELTER (CHILDREN)**

**FOR THE MONTH ENDING: JUNE 30, 2014**

PERSONNEL & BENEFITS COSTS (110/111)	ADMINISTRATIVE COSTS		SERVICE EXPENDITURES		TOTAL	
	CURRENT	CUMULATIVE	CURRENT	CUMULATIVE	CURRENT	Y-T-D CUMULATIVE
Salaries	\$ 2,714.18	\$ 24,427.62	\$ 20,505.37	\$ 171,378.82	\$ 23,219.55	\$ 195,806.44
FICA	\$ 224.84	\$ 2,023.56	\$ 1,568.68	\$ 12,799.14	\$ 1,793.52	\$ 14,822.70
Health & Welfare		\$ -		\$ -	\$ -	\$ -
H & W FICA		\$ -		\$ -	\$ -	\$ -
<b>Subtotal (110/111)</b>	<b>\$ 2,939.02</b>	<b>\$ 26,451.18</b>	<b>\$ 22,074.05</b>	<b>\$ 184,177.96</b>	<b>\$ 25,013.07</b>	<b>\$ 210,629.14</b>
<b>TRAVEL (220)</b>						
Local Mileage		\$ -		\$ -	\$ -	\$ -
		\$ -		\$ -	\$ -	\$ -
<b>Sub Total (220)</b>	<b>\$ -</b>	<b>\$ -</b>	<b>\$ -</b>	<b>\$ -</b>	<b>\$ -</b>	<b>\$ -</b>
<b>CONTRACTUAL (230)</b>						
Equipment Maintenance	\$ 254.89	\$ 2,294.01		\$ 654.39	\$ 254.89	\$ 2,948.40
Lease Equipment	\$ 36.00	\$ 324.00		\$ 286.98	\$ 36.00	\$ 610.98
Building Rent	\$ 623.12	\$ 5,608.08	\$ 2,200.00	\$ 19,800.00	\$ 2,823.12	\$ 25,408.08
Staff Certification/Training		\$ -		\$ 433.68	\$ -	\$ 433.68
Drug Testing				\$ 39.60	\$ -	\$ 39.60
Payroll Service Fees		\$ -	\$ 68.33	\$ 621.21	\$ 68.33	\$ 621.21
Insurance	\$ 178.29	\$ 1,604.61		\$ 1,039.93	\$ 178.29	\$ 2,644.54
Printing		\$ -		\$ -	\$ -	\$ -
Audit		\$ -		\$ 1,443.87	\$ -	\$ 1,443.87
Trash Removal	\$ 51.65	\$ 464.85		\$ 199.89	\$ 51.65	\$ 664.74
Workman's Comp		\$ -	\$ 50.00	\$ 1,650.00	\$ 50.00	\$ 1,650.00
Building Maintenance		\$ -		\$ -	\$ -	\$ -
		\$ -		\$ -	\$ -	\$ -
		\$ -		\$ -	\$ -	\$ -
		\$ -		\$ -	\$ -	\$ -
<b>Subtotal (230)</b>	<b>\$ 1,143.95</b>	<b>\$ 10,295.55</b>	<b>\$ 2,318.33</b>	<b>\$ 26,169.55</b>	<b>\$ 3,462.28</b>	<b>\$ 36,465.10</b>
<b>SUPPLIES AND MATERIALS (240)</b>						
Office Supplies	\$ 23.31	\$ 209.79	\$ 46.37	\$ 257.72	\$ 69.68	\$ 467.51
Household Supplies		\$ -		\$ 852.36	\$ -	\$ 852.36
Food		\$ -	\$ 375.00	\$ 2,621.33	\$ 375.00	\$ 2,621.33
Fuel		\$ -	\$ 250.00	\$ 2,350.00	\$ 250.00	\$ 2,350.00
<b>Subtotal (240)</b>	<b>\$ 23.31</b>	<b>\$ 209.79</b>	<b>\$ 671.37</b>	<b>\$ 6,081.41</b>	<b>\$ 694.68</b>	<b>\$ 6,291.20</b>
<b>EQUIPMENT (250) (under \$5000.00)</b>						
		\$ -		\$ -	\$ -	\$ -
		\$ -		\$ -	\$ -	\$ -
<b>Subtotal (250)</b>	<b>\$ -</b>	<b>\$ -</b>	<b>\$ -</b>	<b>\$ -</b>	<b>\$ -</b>	<b>\$ -</b>
<b>MISCELLANEOUS (290)</b>						
Miscellaneous		\$ -		\$ 308.00	\$ -	\$ 308.00
		\$ -		\$ -	\$ -	\$ -
		\$ -		\$ -	\$ -	\$ -
<b>Subtotal (290)</b>	<b>\$ -</b>	<b>\$ -</b>	<b>\$ -</b>	<b>\$ 308.00</b>	<b>\$ -</b>	<b>\$ 308.00</b>
<b>UTILITIES (360)</b>						
Power	\$ 195.63	\$ 1,760.67	\$ 1,433.47	\$ 11,304.03	\$ 1,629.10	\$ 13,064.70
Water/Sewer	\$ 16.59	\$ 149.31	\$ 42.05	\$ 627.44	\$ 58.64	\$ 776.75
Telephone/Fax	\$ 131.91	\$ 1,187.19	\$ 159.40	\$ 1,925.02	\$ 291.31	\$ 3,112.21
<b>Subtotal (360)</b>	<b>\$ 344.13</b>	<b>\$ 3,097.17</b>	<b>\$ 1,634.92</b>	<b>\$ 13,856.49</b>	<b>\$ 1,979.05</b>	<b>\$ 16,953.66</b>
<b>CAPITAL OUTLAY (450) (over \$5000.00)</b>						
		\$ -		\$ -	\$ -	\$ -
		\$ -		\$ -	\$ -	\$ -
<b>Subtotal (450)</b>	<b>\$ -</b>	<b>\$ -</b>	<b>\$ -</b>	<b>\$ -</b>	<b>\$ -</b>	<b>\$ -</b>
<b>GRAND TOTAL</b>	<b>\$ 4,450.41</b>	<b>\$ 40,053.69</b>	<b>\$ 26,698.67</b>	<b>\$ 230,593.41</b>	<b>\$ 31,149.08</b>	<b>\$ 270,647.10</b>

**FY-2014 EXPENDITURE REPORT  
CATHOLIC SOCIAL SERVICE  
ALEE (ADULT)**

**FOR THE MONTH ENDING: JULY 31, 2014**

PERSONNEL & BENEFITS COSTS (110/111)	ADMINISTRATIVE COSTS		SERVICE EXPENDITURES		TOTAL	
	CURRENT	CUMULATIVE	CURRENT	CUMULATIVE	CURRENT	Y-T-D CUMULATIVE
Salaries	\$ 2,374.90	\$ 23,749.00	\$ 16,045.50	\$ 130,314.04	\$ 18,420.40	\$ 154,063.04
FICA	\$ 196.83	\$ 1,968.30	\$ 1,227.48	\$ 12,295.10	\$ 1,424.31	\$ 14,263.40
Health & Welfare		\$ -		\$ -	\$ -	\$ -
H & W FICA		\$ -		\$ -	\$ -	\$ -
<b>Subtotal (110/111)</b>	<b>\$ 2,571.73</b>	<b>\$ 25,717.30</b>	<b>\$ 17,272.98</b>	<b>\$ 142,609.14</b>	<b>\$ 19,844.71</b>	<b>\$ 168,326.44</b>
<b>TRAVEL (220)</b>						
Local Mileage		\$ -		\$ -	\$ -	\$ -
		\$ -		\$ -	\$ -	\$ -
<b>Sub Total (220)</b>	<b>\$ -</b>	<b>\$ -</b>	<b>\$ -</b>	<b>\$ -</b>	<b>\$ -</b>	<b>\$ -</b>
<b>CONTRACTUAL (230)</b>						
Equipment Maintenance	\$ 223.06	\$ 2,230.60	\$ 15.00	\$ 1,000.25	\$ 238.06	\$ 3,230.85
Lease Equipment	\$ 31.50	\$ 315.00		\$ 365.18	\$ 31.50	\$ 680.18
Building Rent	\$ 545.23	\$ 5,452.30		\$ -	\$ 545.23	\$ 5,452.30
Staff Certification/Training		\$ -		\$ 350.65	\$ -	\$ 350.65
Drug Testing				\$ 59.40	\$ -	\$ 59.40
Payroll Service Fees		\$ -		\$ 670.28	\$ -	\$ 670.28
Insurance	\$ 156.00	\$ 1,560.00		\$ 1,583.87	\$ 156.00	\$ 3,143.87
Printing		\$ -		\$ -	\$ -	\$ -
Audit		\$ -		\$ 1,852.00	\$ -	\$ 1,852.00
Trash Removal	\$ 45.20	\$ 452.00		\$ 2,584.68	\$ 45.20	\$ 3,036.68
Workman's Comp		\$ -		\$ 1,400.00	\$ -	\$ 1,400.00
Building Maintenance		\$ -		\$ -	\$ -	\$ -
		\$ -		\$ -	\$ -	\$ -
		\$ -		\$ -	\$ -	\$ -
		\$ -		\$ -	\$ -	\$ -
<b>Subtotal (230)</b>	<b>\$ 1,000.99</b>	<b>\$ 10,009.90</b>	<b>\$ 15.00</b>	<b>\$ 9,866.31</b>	<b>\$ 1,015.99</b>	<b>\$ 19,876.21</b>
<b>SUPPLIES AND MATERIALS (240)</b>						
Office Supplies	\$ 20.39	\$ 203.90		\$ 192.76	\$ 20.39	\$ 396.66
Household Supplies		\$ -	\$ 1,027.26	\$ 1,591.51	\$ 1,027.26	\$ 1,591.51
Food		\$ -	\$ 775.00	\$ 2,650.00	\$ 775.00	\$ 2,650.00
Fuel		\$ -		\$ 2,874.51	\$ -	\$ 2,874.51
<b>Subtotal (240)</b>	<b>\$ 20.39</b>	<b>\$ 203.90</b>	<b>\$ 1,802.26</b>	<b>\$ 7,308.78</b>	<b>\$ 1,822.65</b>	<b>\$ 7,512.68</b>
<b>EQUIPMENT (250) (under \$5000.00)</b>						
		\$ -		\$ -	\$ -	\$ -
		\$ -		\$ -	\$ -	\$ -
<b>Subtotal (250)</b>	<b>\$ -</b>	<b>\$ -</b>	<b>\$ -</b>	<b>\$ -</b>	<b>\$ -</b>	<b>\$ -</b>
<b>MISCELLANEOUS(290)</b>						
		\$ -		\$ -	\$ -	\$ -
		\$ -		\$ -	\$ -	\$ -
<b>Subtotal (290)</b>	<b>\$ -</b>	<b>\$ -</b>	<b>\$ -</b>	<b>\$ -</b>	<b>\$ -</b>	<b>\$ -</b>
<b>UTILITIES (360)</b>						
Power	\$ 171.18	\$ 1,711.80		\$ 6,442.26	\$ 171.18	\$ 8,154.06
Water/Sewer	\$ 14.52	\$ 145.20	\$ 108.25	\$ 928.12	\$ 122.77	\$ 1,073.32
Telephone/Fax	\$ 115.42	\$ 1,154.20	\$ 183.73	\$ 2,660.40	\$ 299.15	\$ 3,814.60
<b>Subtotal (360)</b>	<b>\$ 301.12</b>	<b>\$ 3,011.20</b>	<b>\$ 291.98</b>	<b>\$ 10,030.78</b>	<b>\$ 593.10</b>	<b>\$ 13,041.98</b>
<b>CAPITAL OUTLAY (450) (over \$5000.00)</b>						
		\$ -		\$ -	\$ -	\$ -
		\$ -		\$ -	\$ -	\$ -
<b>Subtotal (450)</b>	<b>\$ -</b>	<b>\$ -</b>	<b>\$ -</b>	<b>\$ -</b>	<b>\$ -</b>	<b>\$ -</b>
<b>GRAND TOTAL</b>	<b>\$ 3,894.23</b>	<b>\$ 38,942.30</b>	<b>\$ 19,382.22</b>	<b>\$ 169,815.01</b>	<b>\$ 23,276.45</b>	<b>\$ 208,757.31</b>

**FY-2014 EXPENDITURE REPORT  
CATHOLIC SOCIAL SERVICE  
ALEE SHELTER (CHILDREN)**

**FOR THE MONTH ENDING:           JULY 31, 2014**

PERSONNEL & BENEFITS COSTS (110/111)	ADMINISTRATIVE COSTS		SERVICE EXPENDITURES		TOTAL	
	CURRENT	CUMULATIVE	CURRENT	CUMULATIVE	CURRENT	Y-T-D CUMULATIVE
Salaries	\$ 2,714.18	\$ 27,141.80	\$ 21,614.02	\$ 192,992.84	\$ 24,328.20	\$ 220,134.64
FICA	\$ 224.84	\$ 2,248.40	\$ 1,653.47	\$ 14,452.61	\$ 1,878.31	\$ 16,701.01
Health & Welfare		\$ -		\$ -	\$ -	\$ -
H & W FICA		\$ -		\$ -	\$ -	\$ -
<b>Subtotal (110/111)</b>	\$ 2,939.02	\$ 29,390.20	\$ 23,267.49	\$ 207,445.45	\$ 26,206.51	\$ 236,835.65
<b>TRAVEL (220)</b>						
Local Mileage		\$ -		\$ -	\$ -	\$ -
		\$ -		\$ -	\$ -	\$ -
<b>Sub Total (220)</b>	\$ -	\$ -	\$ -	\$ -	\$ -	\$ -
<b>CONTRACTUAL (230)</b>						
Equipment Maintenance	\$ 254.89	\$ 2,548.90		\$ 654.39	\$ 254.89	\$ 3,203.29
Lease Equipment	\$ 36.00	\$ 360.00		\$ 286.98	\$ 36.00	\$ 646.98
Building Rent	\$ 623.12	\$ 6,231.20	\$ 2,200.00	\$ 22,000.00	\$ 2,823.12	\$ 28,231.20
Staff Certification/Training		\$ -		\$ 433.68	\$ -	\$ 433.68
Drug Testing				\$ 39.60	\$ -	\$ 39.60
Payroll Service Fees		\$ -		\$ 621.21	\$ -	\$ 621.21
Insurance	\$ 178.29	\$ 1,782.90		\$ 1,039.93	\$ 178.29	\$ 2,822.83
Printing		\$ -		\$ -	\$ -	\$ -
Audit		\$ -		\$ 1,443.87	\$ -	\$ 1,443.87
Trash Removal	\$ 51.65	\$ 516.50		\$ 199.89	\$ 51.65	\$ 716.39
Workman's Comp		\$ -		\$ 1,650.00	\$ -	\$ 1,650.00
Building Maintenance		\$ -		\$ -	\$ -	\$ -
		\$ -		\$ -	\$ -	\$ -
		\$ -		\$ -	\$ -	\$ -
		\$ -		\$ -	\$ -	\$ -
<b>Subtotal (230)</b>	\$ 1,143.95	\$ 11,439.50	\$ 2,200.00	\$ 28,369.55	\$ 3,343.95	\$ 39,809.05
<b>SUPPLIES AND MATERIALS (240)</b>						
Office Supplies	\$ 23.31	\$ 233.10		\$ 257.72	\$ 23.31	\$ 490.82
Household Supplies		\$ -		\$ 852.36	\$ -	\$ 852.36
Food		\$ -		\$ 2,621.33	\$ -	\$ 2,621.33
Fuel		\$ -		\$ 2,350.00	\$ -	\$ 2,350.00
<b>Subtotal (240)</b>	\$ 23.31	\$ 233.10	\$ -	\$ 6,081.41	\$ 23.31	\$ 6,314.51
<b>EQUIPMENT (250) (under \$5000.00)</b>						
		\$ -		\$ -	\$ -	\$ -
		\$ -		\$ -	\$ -	\$ -
<b>Subtotal (250)</b>	\$ -	\$ -	\$ -	\$ -	\$ -	\$ -
<b>MISCELLANEOUS (290)</b>						
Miscellaneous		\$ -		\$ 308.00	\$ -	\$ 308.00
		\$ -		\$ -	\$ -	\$ -
		\$ -		\$ -	\$ -	\$ -
<b>Subtotal (290)</b>	\$ -	\$ -	\$ -	\$ 308.00	\$ -	\$ 308.00
<b>UTILITIES (360)</b>						
Power	\$ 195.63	\$ 1,956.30		\$ 11,304.03	\$ 195.63	\$ 13,260.33
Water/Sewer	\$ 16.59	\$ 165.90		\$ 627.44	\$ 16.59	\$ 793.34
Telephone/Fax	\$ 131.91	\$ 1,319.10		\$ 1,925.02	\$ 131.91	\$ 3,244.12
<b>Subtotal (360)</b>	\$ 344.13	\$ 3,441.30	\$ -	\$ 13,856.49	\$ 344.13	\$ 17,297.79
<b>CAPITAL OUTLAY (450) (over \$5000.00)</b>						
		\$ -		\$ -	\$ -	\$ -
		\$ -		\$ -	\$ -	\$ -
<b>Subtotal (450)</b>	\$ -	\$ -	\$ -	\$ -	\$ -	\$ -
<b>GRAND TOTAL</b>	\$ 4,450.41	\$ 44,504.10	\$ 25,467.49	\$ 256,060.90	\$ 29,917.90	\$ 300,565.00

**FY-2014 EXPENDITURE REPORT  
CATHOLIC SOCIAL SERVICE  
ALEE (ADULT)**

**FOR THE MONTH ENDING: AUGUST 31, 2014**

PERSONNEL & BENEFITS COSTS (110/111)	ADMINISTRATIVE COSTS		SERVICE EXPENDITURES		TOTAL	
	CURRENT	CUMULATIVE	CURRENT	CUMULATIVE	CURRENT	Y-T-D CUMULATIVE
Salaries	\$ 2,374.90	\$ 26,123.90	\$ 21,993.28	\$ 152,307.32	\$ 24,368.18	\$ 178,431.22
FICA	\$ 196.83	\$ 2,165.13	\$ 1,682.47	\$ 13,977.57	\$ 1,879.30	\$ 16,142.70
Health & Welfare		\$ -		\$ -	\$ -	\$ -
H & W FICA		\$ -		\$ -	\$ -	\$ -
<b>Subtotal (110/111)</b>	\$ 2,571.73	\$ 28,289.03	\$ 23,675.75	\$ 166,284.89	\$ 26,247.48	\$ 194,573.92
<b>TRAVEL (220)</b>						
Local Mileage		\$ -		\$ -	\$ -	\$ -
		\$ -		\$ -	\$ -	\$ -
<b>Sub Total (220)</b>	\$ -	\$ -	\$ -	\$ -	\$ -	\$ -
<b>CONTRACTUAL (230)</b>						
Equipment Maintenance	\$ 223.06	\$ 2,453.66	\$ 513.52	\$ 1,513.77	\$ 736.58	\$ 3,967.43
Lease Equipment	\$ 31.50	\$ 346.50		\$ 365.18	\$ 31.50	\$ 711.68
Building Rent	\$ 545.23	\$ 5,997.53		\$ -	\$ 545.23	\$ 5,997.53
Staff Certification/Training		\$ -		\$ 350.65	\$ -	\$ 350.65
Drug Testing				\$ 59.40	\$ -	\$ 59.40
Payroll Service Fees		\$ -	\$ 75.91	\$ 746.19	\$ 75.91	\$ 746.19
Insurance	\$ 156.00	\$ 1,716.00		\$ 1,583.87	\$ 156.00	\$ 3,299.87
Printing		\$ -		\$ -	\$ -	\$ -
Audit		\$ -		\$ 1,852.00	\$ -	\$ 1,852.00
Trash Removal	\$ 45.20	\$ 497.20	\$ 461.97	\$ 3,046.65	\$ 507.17	\$ 3,543.85
Workman's Comp		\$ -		\$ 1,400.00	\$ -	\$ 1,400.00
Building Maintenance		\$ -		\$ -	\$ -	\$ -
		\$ -		\$ -	\$ -	\$ -
		\$ -		\$ -	\$ -	\$ -
		\$ -		\$ -	\$ -	\$ -
<b>Subtotal (230)</b>	\$ 1,000.99	\$ 11,010.89	\$ 1,051.40	\$ 10,917.71	\$ 2,052.39	\$ 21,928.60
<b>SUPPLIES AND MATERIALS (240)</b>						
Office Supplies	\$ 20.39	\$ 224.29	\$ 243.82	\$ 436.58	\$ 264.21	\$ 660.87
Household Supplies		\$ -		\$ 1,591.51	\$ -	\$ 1,591.51
Food		\$ -	\$ 250.00	\$ 2,900.00	\$ 250.00	\$ 2,900.00
Fuel		\$ -		\$ 2,874.51	\$ -	\$ 2,874.51
<b>Subtotal (240)</b>	\$ 20.39	\$ 224.29	\$ 493.82	\$ 7,802.60	\$ 514.21	\$ 8,026.89
<b>EQUIPMENT (250) (under \$5000.00)</b>						
		\$ -		\$ -	\$ -	\$ -
		\$ -		\$ -	\$ -	\$ -
<b>Subtotal (250)</b>	\$ -	\$ -	\$ -	\$ -	\$ -	\$ -
<b>MISCELLANEOUS (290)</b>						
		\$ -		\$ -	\$ -	\$ -
		\$ -		\$ -	\$ -	\$ -
		\$ -		\$ -	\$ -	\$ -
<b>Subtotal (290)</b>	\$ -	\$ -	\$ -	\$ -	\$ -	\$ -
<b>UTILITIES (360)</b>						
Power	\$ 171.18	\$ 1,882.98	\$ 437.14	\$ 6,879.40	\$ 608.32	\$ 8,762.38
Water/Sewer	\$ 14.52	\$ 159.72		\$ 928.12	\$ 14.52	\$ 1,087.84
Telephone/Fax	\$ 115.42	\$ 1,269.62		\$ 2,660.40	\$ 115.42	\$ 3,930.02
<b>Subtotal (360)</b>	\$ 301.12	\$ 3,312.32	\$ 437.14	\$ 10,467.92	\$ 738.26	\$ 13,780.24
<b>CAPITAL OUTLAY (450) (over \$5000.00)</b>						
		\$ -		\$ -	\$ -	\$ -
		\$ -		\$ -	\$ -	\$ -
<b>Subtotal (450)</b>	\$ -	\$ -	\$ -	\$ -	\$ -	\$ -
<b>GRAND TOTAL</b>	\$ 3,894.23	\$ 42,836.53	\$ 25,658.11	\$ 195,473.12	\$ 29,552.34	\$ 238,309.65

**FY-2014 EXPENDITURE REPORT  
CATHOLIC SOCIAL SERVICE  
ALEE SHELTER (CHILDREN)**

**FOR THE MONTH ENDING: AUGUST 31, 2014**

PERSONNEL & BENEFITS COSTS (110/111)	ADMINISTRATIVE COSTS		SERVICE EXPENDITURES		TOTAL	
	CURRENT	CUMULATIVE	CURRENT	CUMULATIVE	CURRENT	Y-T-D CUMULATIVE
Salaries	\$ 2,714.18	\$ 29,855.98	\$ 29,334.18	\$ 222,327.02	\$ 32,048.36	\$ 252,183.00
FICA	\$ 224.84	\$ 2,473.24	\$ 2,244.83	\$ 16,697.44	\$ 2,469.67	\$ 19,170.68
Health & Welfare		\$ -		\$ -	\$ -	\$ -
H & W FICA		\$ -		\$ -	\$ -	\$ -
<b>Subtotal (110/111)</b>	\$ 2,939.02	\$ 32,329.22	\$ 31,579.01	\$ 239,024.46	\$ 34,518.03	\$ 271,353.68
<b>TRAVEL (220)</b>						
Local Mileage		\$ -		\$ -	\$ -	\$ -
		\$ -		\$ -	\$ -	\$ -
<b>Sub Total (220)</b>	\$ -	\$ -	\$ -	\$ -	\$ -	\$ -
<b>CONTRACTUAL (230)</b>						
Equipment Maintenance	\$ 254.89	\$ 2,803.79		\$ 654.39	\$ 254.89	\$ 3,458.18
Lease Equipment	\$ 36.00	\$ 396.00		\$ 286.98	\$ 36.00	\$ 682.98
Building Rent	\$ 623.12	\$ 6,854.32	\$ 2,200.00	\$ 24,200.00	\$ 2,823.12	\$ 31,054.32
Staff Certification/Training		\$ -		\$ 433.68	\$ -	\$ 433.68
Drug Testing				\$ 39.60	\$ -	\$ 39.60
Payroll Service Fees		\$ -		\$ 621.21	\$ -	\$ 621.21
Insurance	\$ 178.29	\$ 1,961.19		\$ 1,039.93	\$ 178.29	\$ 3,001.12
Printing		\$ -		\$ -	\$ -	\$ -
Audit		\$ -		\$ 1,443.87	\$ -	\$ 1,443.87
Trash Removal	\$ 51.65	\$ 568.15		\$ 199.89	\$ 51.65	\$ 768.04
Workman's Comp		\$ -		\$ 1,650.00	\$ -	\$ 1,650.00
Building Maintenance		\$ -		\$ -	\$ -	\$ -
		\$ -		\$ -	\$ -	\$ -
		\$ -		\$ -	\$ -	\$ -
		\$ -		\$ -	\$ -	\$ -
<b>Subtotal (230)</b>	\$ 1,143.95	\$ 12,583.45	\$ 2,200.00	\$ 30,569.55	\$ 3,343.95	\$ 43,153.00
<b>SUPPLIES AND MATERIALS (240)</b>						
Office Supplies	\$ 23.31	\$ 256.41		\$ 257.72	\$ 23.31	\$ 514.13
Household Supplies		\$ -		\$ 852.36	\$ -	\$ 852.36
Food		\$ -		\$ 2,621.33	\$ -	\$ 2,621.33
Fuel		\$ -		\$ 2,350.00	\$ -	\$ 2,350.00
<b>Subtotal (240)</b>	\$ 23.31	\$ 256.41	\$ -	\$ 6,081.41	\$ 23.31	\$ 6,337.82
<b>EQUIPMENT (250) (under \$5000.00)</b>						
		\$ -		\$ -	\$ -	\$ -
		\$ -		\$ -	\$ -	\$ -
<b>Subtotal (250)</b>	\$ -	\$ -	\$ -	\$ -	\$ -	\$ -
<b>MISCELLANEOUS (290)</b>						
Miscellaneous		\$ -		\$ 308.00	\$ -	\$ 308.00
		\$ -		\$ -	\$ -	\$ -
		\$ -		\$ -	\$ -	\$ -
<b>Subtotal (290)</b>	\$ -	\$ -	\$ -	\$ 308.00	\$ -	\$ 308.00
<b>UTILITIES (360)</b>						
Power	\$ 195.63	\$ 2,151.93		\$ 11,304.03	\$ 195.63	\$ 13,455.96
Water/Sewer	\$ 16.59	\$ 182.49		\$ 627.44	\$ 16.59	\$ 809.93
Telephone/Fax	\$ 131.91	\$ 1,451.01		\$ 1,925.02	\$ 131.91	\$ 3,376.03
<b>Subtotal (360)</b>	\$ 344.13	\$ 3,785.43	\$ -	\$ 13,856.49	\$ 344.13	\$ 17,641.92
<b>CAPITAL OUTLAY (450) (over \$5000.00)</b>						
		\$ -		\$ -	\$ -	\$ -
		\$ -		\$ -	\$ -	\$ -
<b>Subtotal (450)</b>	\$ -	\$ -	\$ -	\$ -	\$ -	\$ -
<b>GRAND TOTAL</b>	\$ 4,450.41	\$ 48,954.51	\$ 33,779.01	\$ 289,839.91	\$ 38,229.42	\$ 338,794.42



**FY-2014 EXPENDITURE REPORT  
CATHOLIC SOCIAL SERVICE  
ALEE (ADULT)**

**FOR THE MONTH ENDING: SEPTEMBER 30, 2014**

PERSONNEL & BENEFITS COSTS (110/111)	ADMINISTRATIVE COSTS		SERVICE EXPENDITURES		TOTAL	
	CURRENT	CUMULATIVE	CURRENT	CUMULATIVE	CURRENT	Y-T-D CUMULATIVE
Salaries	\$ 2,374.90	\$ 28,498.80		\$ 152,307.32	\$ 2,374.90	\$ 180,806.12
FICA	\$ 195.73	\$ 2,360.86		\$ 13,977.57	\$ 195.73	\$ 16,338.43
Health & Welfare		\$ -		\$ -	\$ -	\$ -
H & W FICA		\$ -		\$ -	\$ -	\$ -
<b>Subtotal (110/111)</b>	<b>\$ 2,570.63</b>	<b>\$ 30,859.66</b>	<b>\$ -</b>	<b>\$ 166,284.89</b>	<b>\$ 2,570.63</b>	<b>\$ 197,144.55</b>
<b>TRAVEL (220)</b>						
Local Mileage		\$ -		\$ -	\$ -	\$ -
		\$ -		\$ -	\$ -	\$ -
<b>Sub Total (220)</b>	<b>\$ -</b>	<b>\$ -</b>	<b>\$ -</b>	<b>\$ -</b>	<b>\$ -</b>	<b>\$ -</b>
<b>CONTRACTUAL (230)</b>						
Equipment Maintenance	\$ 223.06	\$ 2,676.72	\$ 502.56	\$ 2,016.33	\$ 725.62	\$ 4,693.05
Lease Equipment	\$ 31.50	\$ 378.00		\$ 365.18	\$ 31.50	\$ 743.18
Building Rent	\$ 545.23	\$ 6,542.76		\$ -	\$ 545.23	\$ 6,542.76
Staff Certification/Training		\$ -		\$ 350.65	\$ -	\$ 350.65
Drug Testing				\$ 59.40	\$ -	\$ 59.40
Payroll Service Fees		\$ -		\$ 746.19	\$ -	\$ 746.19
Insurance	\$ 156.00	\$ 1,872.00		\$ 1,583.87	\$ 156.00	\$ 3,455.87
Printing		\$ -		\$ -	\$ -	\$ -
Audit		\$ -		\$ 1,852.00	\$ -	\$ 1,852.00
Trash Removal	\$ 45.20	\$ 542.40	\$ 460.23	\$ 3,506.88	\$ 505.43	\$ 4,049.28
Workman's Comp		\$ -		\$ 1,400.00	\$ -	\$ 1,400.00
Building Maintenance		\$ -		\$ -	\$ -	\$ -
<b>Subtotal (230)</b>	<b>\$ 1,000.99</b>	<b>\$ 12,011.88</b>	<b>\$ 962.79</b>	<b>\$ 11,880.50</b>	<b>\$ 1,963.78</b>	<b>\$ 23,892.38</b>
<b>SUPPLIES AND MATERIALS (240)</b>						
Office Supplies	\$ 20.15	\$ 244.44		\$ 436.58	\$ 20.15	\$ 681.02
Household Supplies		\$ -		\$ 1,591.51	\$ -	\$ 1,591.51
Food		\$ -	\$ 750.00	\$ 3,650.00	\$ 750.00	\$ 3,650.00
Fuel		\$ -	\$ 423.90	\$ 3,298.41	\$ 423.90	\$ 3,298.41
<b>Subtotal (240)</b>	<b>\$ 20.15</b>	<b>\$ 244.44</b>	<b>\$ 1,173.90</b>	<b>\$ 8,976.50</b>	<b>\$ 1,194.05</b>	<b>\$ 9,220.94</b>
<b>EQUIPMENT (250) (under \$5000.00)</b>						
		\$ -		\$ -	\$ -	\$ -
		\$ -		\$ -	\$ -	\$ -
<b>Subtotal (250)</b>	<b>\$ -</b>	<b>\$ -</b>	<b>\$ -</b>	<b>\$ -</b>	<b>\$ -</b>	<b>\$ -</b>
<b>MISCELLANEOUS (290)</b>						
		\$ -		\$ -	\$ -	\$ -
		\$ -		\$ -	\$ -	\$ -
<b>Subtotal (290)</b>	<b>\$ -</b>	<b>\$ -</b>	<b>\$ -</b>	<b>\$ -</b>	<b>\$ -</b>	<b>\$ -</b>
<b>UTILITIES (360)</b>						
Power	\$ 171.18	\$ 2,054.16	\$ 1,887.77	\$ 8,767.17	\$ 2,058.95	\$ 10,821.33
Water/Sewer	\$ 14.52	\$ 174.24	\$ 271.41	\$ 1,199.53	\$ 285.93	\$ 1,373.77
Telephone/Fax	\$ 115.42	\$ 1,385.04		\$ 2,660.40	\$ 115.42	\$ 4,045.44
<b>Subtotal (360)</b>	<b>\$ 301.12</b>	<b>\$ 3,613.44</b>	<b>\$ 2,159.18</b>	<b>\$ 12,627.10</b>	<b>\$ 2,460.30</b>	<b>\$ 16,240.54</b>
<b>CAPITAL OUTLAY (450) (over \$5000.00)</b>						
		\$ -		\$ -	\$ -	\$ -
		\$ -		\$ -	\$ -	\$ -
<b>Subtotal (450)</b>	<b>\$ -</b>	<b>\$ -</b>	<b>\$ -</b>	<b>\$ -</b>	<b>\$ -</b>	<b>\$ -</b>
<b>GRAND TOTAL</b>	<b>\$ 3,892.89</b>	<b>\$ 46,729.42</b>	<b>\$ 4,295.87</b>	<b>\$ 199,768.99</b>	<b>\$ 8,188.76</b>	<b>\$ 246,498.11</b>

**FY-2014 EXPENDITURE REPORT  
CATHOLIC SOCIAL SERVICE  
ALEE SHELTER (CHILDREN)**

**FOR THE MONTH ENDING: SEPTEMBER 30, 2014**

PERSONNEL & BENEFITS COSTS (110/111)	ADMINISTRATIVE COSTS		SERVICE EXPENDITURES		TOTAL	
	CURRENT	CUMULATIVE	CURRENT	CUMULATIVE	CURRENT	Y-T-D CUMULATIVE
Salaries		\$ 29,855.98		\$ 221,594.23	\$ -	\$ 251,450.21
FICA		\$ 2,473.24		\$ 16,697.44	\$ -	\$ 19,170.68
Health & Welfare		\$ -		\$ -	\$ -	\$ -
H & W FICA		\$ -		\$ -	\$ -	\$ -
<b>Subtotal (110/111)</b>	\$ -	\$ 32,329.22	\$ -	\$ 238,291.67	\$ -	\$ 270,620.89
<b>TRAVEL (220)</b>						
Local Mileage		\$ -		\$ -	\$ -	\$ -
		\$ -		\$ -	\$ -	\$ -
<b>Sub Total (220)</b>	\$ -	\$ -	\$ -	\$ -	\$ -	\$ -
<b>CONTRACTUAL (230)</b>						
Equipment Maintenance		\$ 2,803.79		\$ 654.39	\$ -	\$ 3,458.18
Lease Equipment		\$ 396.00		\$ 286.98	\$ -	\$ 682.98
Building Rent		\$ 6,854.32		\$ 24,200.00	\$ -	\$ 31,054.32
Staff Certification/Training		\$ -		\$ 433.68	\$ -	\$ 433.68
Drug Testing		\$ -		\$ 39.60	\$ -	\$ 39.60
Payroll Service Fees		\$ -		\$ 621.21	\$ -	\$ 621.21
Insurance		\$ 1,961.19		\$ 1,039.93	\$ -	\$ 3,001.12
Printing		\$ -		\$ -	\$ -	\$ -
Audit		\$ -		\$ 1,443.87	\$ -	\$ 1,443.87
Trash Removal		\$ 568.15		\$ 199.89	\$ -	\$ 768.04
Workman's Comp		\$ -		\$ 1,650.00	\$ -	\$ 1,650.00
Building Maintenance		\$ -		\$ -	\$ -	\$ -
<b>Subtotal (230)</b>	\$ -	\$ 12,583.45	\$ -	\$ 30,569.55	\$ -	\$ 43,153.00
<b>SUPPLIES AND MATERIALS (240)</b>						
Office Supplies		\$ 256.41		\$ 257.72	\$ -	\$ 514.13
Household Supplies		\$ -		\$ 852.36	\$ -	\$ 852.36
Food		\$ -		\$ 2,621.33	\$ -	\$ 2,621.33
Fuel		\$ -		\$ 2,350.00	\$ -	\$ 2,350.00
<b>Subtotal (240)</b>	\$ -	\$ 256.41	\$ -	\$ 6,081.41	\$ -	\$ 6,337.82
<b>EQUIPMENT (250) (under \$5000.00)</b>						
		\$ -		\$ -	\$ -	\$ -
		\$ -		\$ -	\$ -	\$ -
<b>Subtotal (250)</b>	\$ -	\$ -	\$ -	\$ -	\$ -	\$ -
<b>MISCELLANEOUS (290)</b>						
Miscellaneous		\$ -		\$ 308.00	\$ -	\$ 308.00
		\$ -		\$ -	\$ -	\$ -
		\$ -		\$ -	\$ -	\$ -
<b>Subtotal (290)</b>	\$ -	\$ -	\$ -	\$ 308.00	\$ -	\$ 308.00
<b>UTILITIES (360)</b>						
Power		\$ 2,151.93		\$ 11,304.03	\$ -	\$ 13,455.96
Water/Sewer		\$ 182.49		\$ 527.44	\$ -	\$ 709.93
Telephone/Fax		\$ 1,451.01		\$ 1,925.02	\$ -	\$ 3,376.03
<b>Subtotal (360)</b>	\$ -	\$ 3,785.43	\$ -	\$ 13,756.49	\$ -	\$ 17,541.92
<b>CAPITAL OUTLAY (450) (over \$5000.00)</b>						
		\$ -		\$ -	\$ -	\$ -
		\$ -		\$ -	\$ -	\$ -
<b>Subtotal (450)</b>	\$ -	\$ -	\$ -	\$ -	\$ -	\$ -
<b>GRAND TOTAL</b>	\$ -	\$ 48,954.51	\$ -	\$ 289,007.12	\$ -	\$ 337,961.63