



GOVERNMENT OF GUAM
 DEPARTMENT OF PUBLIC HEALTH AND SOCIAL SERVICES
 DIPATTAMENTON SALUT PUPBLEKO YAN SETBISION SUSIAT



EDDIE BAZA CALVO
 GOVERNOR

RAY TENORIO
 LIEUTENANT GOVERNOR

JAMES W. GILLAN
 DIRECTOR

LEO G. CASIL
 DEPUTY DIRECTOR

NOV 07 2016

Honorable Judith T. Won Pat
 Speaker
 33rd Guam Legislature
 155 Hessler Place
 Hagatna, Guam 96910

Office of the Speaker
 Judith T. Won Pat, F.d.D

Date: 11/14/16
 Time: 3:56 PM
 Received By: JG

Dear Madam Speaker:

Attached is the fiscal year 2016 annual report of activities and inventory of non-expendable property of the Alee I and II shelters. This is in compliance with Public Law 33-66, Chapter XIII, Section 6, relative to reporting requirements for non-profit organizations.

Should you have any questions or need additional information, please contact Ms. Linda B. Rodriguez, Human Services Program Administrator for the Bureau of Social Services Administration at 475-2653/2672. We appreciate your continued support.

Sincerely,


 JAMES W. GILLAN

Attachment

Cc: Office of Public Accountability



EDDIE BAZA CALVO
GOVERNOR

RAY TENORIO
LIEUTENANT GOVERNOR

GOVERNMENT OF GUAM
DEPARTMENT OF PUBLIC HEALTH AND SOCIAL SERVICES
DIPATTAMENTON SALUT PUPBLEKO YAN SETBISION SUSIAT



JAMES W. GILLAN
DIRECTOR

LEO G. CASIL
DEPUTY DIRECTOR

NOV 07 2016


Doris Flores Brooks, CPA, CGFM
Public Auditor
Office of Public Accountability
Suite 401, DNA Building
238 Archbishop Flores Street
Hagatna, Guam 96910

Dear Ms. Brooks:

Attached is your copy of the fiscal year 2016 annual report of activities and inventory of non-expendable property of the Alee I and II shelters. This is in compliance with Public Law 33-66, Chapter XIII, Section 6, relative to reporting requirements for non-profit organizations.

Should you have any questions or need additional information, please contact Ms. Linda B. Rodriguez, Human Services Program Administrator for the Bureau of Social Services Administration at 475-2653/2672. We appreciate your continued support.

Sincerely,



JAMES W. GILLAN

Attachment

RECEIVED
OFFICE OF PUBLIC ACCOUNTABILITY
BY: JMB
DATE: 11-14-16
TIME: 3:45 AM PM



**Catholic
Social
Service**

Catholic Charities Guam

234A U.S. Army Juan C. Fejeran Street
Barrigada, Guam 96913
Tel: 671-635-1406 Fax: 671-635-1444
Email: css@catholicsocialserviceguam.org
Website: www.catholicsocialserviceguam.org

2016 OCT -7 PM 4:20

DPHSS/BOSSA

ky R

Bishop Anthony S. Apuron
M CAP D.D.
President / Chairman
Board of Trustees

Diana B. Calvo
Executive Director

Alfred Carandang
Deputy Director

To: **DEPARTMENT OF PUBLIC HEALTH & SOCIAL SERVICES
123 Chalan Kareta
Mangilao, Guam 96913**

PROJECT REPORT

CONTRACTOR: **CATHOLIC SOCIAL SERVICE
#234-A U.S. Army Juan C. Fejeran Street
Barrigada Heights, Guam 96913**

PROGRAM TITLE: **TITLE XX**

PROJECT: **ALEE EMERGENCY SPOUSE ABUSE
& CHILDREN'S SHELTER**

Please find the following:

- 1) FY 2016 Narrative Report
- 2) FY 2016 Annual Report on Meals and Transportation
- 3) FY 2016 Annual Compact Impact on Meals and Transportation
- 4) FY 2016 Annual Population Category
- 5) FY 2016 Annual Inventory

PREPARED BY:

Paula M. Perez


PAULA M. PEREZ
PROGRAM MANAGER, ALEE SHELTER

APPROVED BY:

Diana B. Calvo

DIANA B. CALVO
EXECUTIVE DIRECTOR

SUBMISSION DATE: October 5, 2016



Member
Catholic
Charities
USA

"Respecting The Dignity Of The Human Person Through Service"



Member
Catholic
Charities
USA

**CATHOLIC SOCIAL SERVICE
ALEE SHELTERS ANNUAL REPORT
October 1, 2015 – September 30, 2016**

ALEE SHELTER FOR ABUSED WOMEN

In Fiscal Year 2016 we served forty-two (42) unduplicated adult clients and twelve (12) returning clients.

Ethnicity breakdown is as follows:

Chamorro	30
Chuukese	10
Caucasian	1
Filipino	4
Phonpeian	3
Japanese	3
Native American	1
Kosraean	1
Irish	1

54

These statistics rate Chamorro as the largest group served with Chuukese being the second largest group served.

Of the total number of women received at the women’s shelter, there were three (3) women reporting physical abuse, ten (10) women reporting emotional abuse and forty one (41) women reporting both physical and emotional abuse.

Marital Status is as follows:

Single: 27	Divorced: 3	Separated: 3
Married: 20	Common Law: 1	Widowed: 0

Amongst the marital status category, Single women rank the highest followed by Married women.

The ages of the women range from twenty (20) to fifty (50). A range breakdown is as follows:

<u>18-20</u>	<u>21-30</u>	<u>31-40</u>	<u>41-50</u>	<u>51-59</u>	<u>60& Above</u>	<u>Not Indicated</u>
1	18	23	12	0	0	0

**CATHOLIC SOCIAL SERVICE
ALEE SHELTERS ANNUAL REPORT
October 1, 2015 – September 30, 2016**

We served a total of one hundred thirteen (113) children this year; sixty (60) boys and fifty-three (53) girls. The ages of the children ranged from newborn to seventeen.

We continue to receive referrals from various sources including community agencies as well as former clients. Staff continues to participate in outreach events throughout the year in order to bring awareness. Alee Shelter has a good working relationship with other organizations in the community who are involved with providing assistance to victims such as the Guam Legal Services Corporation-Disability Law Center, the Guam Police Department Victim Advocates Unit, Superior Court of Guam Victim/Witness Assistance Services, Victim Advocates Reaching Out (VARO), the Department of Public Health and Social Services Bureaus of Economic Security and Nutrition Services, Guam Housing and Urban Renewal Authority, the Guam Housing Corporation, the Salvation Army, and the University of Guam Center for Excellence in Developmental Disabilities Education, Research and Services and the Department of Labor.

The Alee Family Violence Shelter operates under funding from The Department of Public Health and Social Services (DPHSS) Bureau of Social Services Administration (BOSSA), STOP Violence Against Women Act Grant through the Governor's Community Outreach Federal Programs Office and monetary or in-kind donations from the community.

**CATHOLIC SOCIAL SERVICE
ALEE SHELTERS ANNUAL REPORT
October 1, 2015 – September 30, 2016**

ALEE CHILDREN’S SHELTER

Forty four (47) children have come through the doors of the Alee Children’s Shelter. The children range in ages from newborn to seventeen (17).

Ethnicity breakdown is as follows:

Chamorro	32
Chuukese	10
Kosraean	1
Pohnpeian	2
Caucasian	2
	47

The Alee Children’s Shelter operates under funding from The Department of Public Health and Social Services (DPHSS) Bureau of Social Services Administration (BOSSA) and monetary or in-kind donations from the community. The Program Manager continues to work with community organizations and various individuals to secure funding for activities/outings. These activities/outings are an integral part of enhancing self-esteem and developing social skills.

The greatest challenge that the shelter faced this fiscal year was a lack of adequate staffing. With the implementation of the Child Care law which took effect in 2012, the shelter continues to struggle with meeting child/staff ratios. The Program Manager continues to assist with shift coverage in order to help alleviate this concern. The shelter has also had difficulties in securing training opportunities for shelter staff to attend in order to comply with the Child Care law requirements.

**CATHOLIC SOCIAL SERVICE
ALEE SHELTERS ANNUAL REPORT
October 1, 2015 – September 30, 2016
Annual Report on Meals and Transportation**

I. Alee I – Family Violence Shelter

Total number of women and children one hundred sixty-seven (167)

A. Total number of Meals served
(3 meals and 3 snacks per day)

6,213

B. Total number of Transportation Services provided

1,437

II. Alee II – Children’s Shelter

Total number of children forty four (47)

A. Total number of Meals served
(3 meals and 3 snacks per day)

8,530

B. Total number of Transportation Services provided

1,691

**CATHOLIC SOCIAL SERVICE
ALEE SHELTERS ANNUAL REPORT
October 1, 2015 – September 30, 2016
Annual Compact Impact Report on Meals and Transportation
FAS Citizens**

I. Alee I – Family Violence Shelter
Total number of women and children (167)

A. Total number of Meals served
(3 meals and 3 snacks per day)

• Chuukese	1,308
• Palauan	0
• Phonpeian	273
• Yapese	0
• Kosraean	261

 3,642

B. Total number of Transportation services provided

• Chuukese	300
• Palauan	0
• Pohnpeian	177
• Yapese	0
• Kosraen	11

 488

Transportation services rendered to the women and children are as follows:

Transportation services that were rendered to the women and children of the Women’s Shelter included but were not limited to; Medical and Dental appointments, Legal appointments and Court Hearings, to apply for benefits with the Department of Public Health and Social Services, to apply for housing assistance with the Guam Housing and Urban Development Authority, Guam Housing Corporation and the Salvation Army, pick up and drop off of children to school, Social Security Offices to apply for Social Security, and the Department of Labor to apply for employment.

CATHOLIC SOCIAL SERVICE
ALEE SHELTERS ANNUAL REPORT
October 1, 2015 – September 30, 2016
Annual Compact Impact Report on Meals and Transportation
FAS Citizens

II. Alee II – Children’s Shelter
Total number of children three (3)

A. Total number of Meals served
(3 meals and 3 snacks per day)

- Chuukese 416
- Kosrean 315

B. Total number of Transportation services provided

- Chuukese 161
- Kosrean 50

Transportation services rendered to the children are as follows:

Transportation services rendered to the children include but were not limited to; pick up and drop off to school, Medical, Dental and Counseling appointments, Erica’s House for visitation, Child Protective Services offices for visitation, Project Karinu offices, and recreation activities.

Catholic Social Service-Age Children's Shelter
 Population Category
 Fiscal Year 2015-2016

CHILDREN'S AGENCY	INITIALS AND GRADE	DATE OF ADMISSION	SOCIAL SECURITY NUMBER	AGE	MALE	EMMA	ADDRESS OR NEGLECT	SPECIAL SERVICES	NO	DATE OF DEPARTURE
X	Chuukese	L P 37-2015	11/26/15	13		1	Neglect	GENERAL SERVICES MEALS TEACHING ACTIVITIES MEDICATION/Vitamins CONTACTS TRANSPORTATION	41 105 121 84 0 8 22	12/16/2015
X	Chuukese	C P 38-2015 38-2015-01	11/26/15 03/08/16	8		1	Neglect	GENERAL SERVICES MEALS TEACHING ACTIVITIES MEDICATION/Vitamins CONTACTS TRANSPORTATION	72 177 217 148 0 13 53	12/16/2015 4/27/2016
X	Chuukese	O P 39-2015 39-2015-01	11/26/15 03/08/16	5	1		Neglect	GENERAL SERVICES MEALS TEACHING ACTIVITIES MEDICATION/Vitamins CONTACTS TRANSPORTATION	72 177 217 153 0 13 53	12/16/2015 4/27/2016
X	Chuukese	J T 40-2016	02/05/16	16		1	Sexual Abuse	GENERAL SERVICES MEALS TEACHING ACTIVITIES MEDICATION/Vitamins CONTACTS TRANSPORTATION	103 207 299 200 0 16 83	5/5/2016
X	Chuukese	E T 41-2016	02/05/16	15		1	Sexual Abuse	GENERAL SERVICES MEALS TEACHING ACTIVITIES MEDICATION/Vitamins CONTACTS TRANSPORTATION	106 209 312 208 0 13 78	5/5/2016

Catholic Social Service-Alee Children's Shelter
Population Category
Fiscal Year 2015-2016

IS GIBRAN YES/NO	ETHNICITY	INITIAL NAME (LAST) NO.	DATE OF ADMISSIONS	SOCIAL SECURITY NUMBER	AGE	MALE	FEMALE	ABUSE OR NEGLECT	SPECIAL SERVICES	NO.	DATE OF DEPARTURE
X	Caucasian	HA	02/11/16		10		1	Sexual Abuse	GENERAL SERVICES MEALS TEACHING ACTIVITIES MEDICATION/Vitamins CONTACTS TRANSPORTATION	54 138 168 112 0 7 38	3/9/2016
X	Caucasian	HB 43-2016	02/11/16		8		1	Sexual Abuse	GENERAL SERVICES MEALS TEACHING ACTIVITIES MEDICATION/Vitamins CONTACTS TRANSPORTATION	54 138 168 112 0 7 38	3/9/2016
X	Pohnpeian	AK 44-2016 44-2016-01	06/17/16 09/23/16		11		1	Sexual Abuse	GENERAL SERVICES MEALS TEACHING ACTIVITIES MEDICATION/Vitamins CONTACTS TRANSPORTATION	273 621 828 554 0 35 193	6/17/2016 9/23/2016
X	Pohnpeian	AG 45-2016 45-2016-01	06/17/16 09/23/16		9		1	Sexual Abuse	GENERAL SERVICES MEALS TEACHING ACTIVITIES MEDICATION/Vitamins CONTACTS TRANSPORTATION	273 620 828 554 0 37 166	6/17/2016 9/23/2016
X	Chamorro	L.R 46-2016	04/05/16		12		1	High Risk	GENERAL SERVICES MEALS TEACHING ACTIVITIES MEDICATION/Vitamins CONTACTS TRANSPORTATION	3 6 12 8 0 2 1	4/6/2016

Catholic Social Service-Alee Children's Shelter
 Population Category
 Fiscal Year 2015-2016

U.S. CITIZEN RES. NO.	ETHNICITY	INITIALS AND CASE NO.	DATE OF ADMISSIONS	SOCIAL SECURITY NUMBER	AGE	MALE	FEMALE	ABUSE OR NEGLECT	SPECIAL SERVICES	NO.	DATE OF DEPARTURE
X	Chamorro	JQ 47-2016	04/07/16		10	1		High Risk	GENERAL SERVICES MEALS TEACHING ACTIVITIES MEDICATION/Vitamins CONTACTS TRANSPORTATION	3 7 12 8 0 2 1	4/8/2016
X	Chukese	RR 48-2016	04/29/16		5		1	High Risk	GENERAL SERVICES MEALS TEACHING ACTIVITIES MEDICATION/Vitamins CONTACTS TRANSPORTATION	64 159 198 162 0 7 4	5/31/2016
X	Chukese	MR 49-2016	04/29/16		3		1	High Risk	GENERAL SERVICES MEALS TEACHING ACTIVITIES MEDICATION/Vitamins CONTACTS TRANSPORTATION	64 159 198 162 0 7 4	5/31/2016
X	Chukese	RR 50-2016	04/29/16		2	1		High Risk	GENERAL SERVICES MEALS TEACHING ACTIVITIES MEDICATION/Vitamins CONTACTS TRANSPORTATION	48 119 150 122 0 5 2	5/23/2016
X	Filipino	KC 51-2016	05/03/16		14		1	Physical	GENERAL SERVICES MEALS TEACHING ACTIVITIES MEDICATION/Vitamins CONTACTS TRANSPORTATION	149 363 438 292 0 15 19	7/15/2016

Catholic Social Service-AIee Children's Shelter
 Population Category
 Fiscal Year 2015-2016

CITIZEN- SHIP NO	ETHNICITY	INITIALS AND CASE NO	DATE OF ADMISSIONS	SECURE NUMBER	AGE	MALE	FEMALE	ABUSE OR NEGLECT	SPECIAL SERVICES	NO.	DATE OF DEPARTURE
X	Chamorro	N.P 52-2016	05/09/16		14		1	Sexual Abuse	GENERAL SERVICES MEALS TEACHING ACTIVITIES MEDICATION/vitamins CONTACTS TRANSPORTATION	242 569 732 488 0 24 40	9/7/2016
X	Chamorro	N.I 53-2016	05/09/16		9		1	High Risk	GENERAL SERVICES MEALS TEACHING ACTIVITIES MEDICATION/vitamins CONTACTS TRANSPORTATION	45 100 138 92 0 4 14	5/27/2016
X	Chamorro	D.C 54-2016	06/08/16		9mon		1	High Risk	GENERAL SERVICES MEALS TEACHING ACTIVITIES MEDICATION/vitamins CONTACTS TRANSPORTATION	75 186 228 152 0 8 2	7/15/2016
X	Caucasian	S.F 55-2016	07/11/16		1		1	Sexual Abuse	GENERAL SERVICES MEALS TEACHING ACTIVITIES MEDICATION/vitamins CONTACTS TRANSPORTATION	1 4 6 4 0 2 0	7/11/2016
X	Chamorro	A.S 56-2016	07/13/16		15		1	Sexual Abuse	GENERAL SERVICES MEALS TEACHING ACTIVITIES MEDICATION/vitamins CONTACTS TRANSPORTATION	25 60 78 52 0 3 2	7/25/2016

Catholic Social Service-Alee Children's Shelter
 Population Category
 Fiscal Year 2015-2016

CHILDREN'S NO.	ETHNICITY	INTERNAL ADOPTION NO.	DATE OF ADOPTIONS	SOCIAL SECURITY NUMBER	AGE	MALE	FEMALE	ABUSE/SEXUAL ABUSE	SPECIAL SERVICES	NO.	DATE OF DEPARTURE
X	Chamorro	K.S	07/13/16		14		1	Sexual Abuse	GENERAL SERVICES MEALS TEACHING ACTIVITIES MEDICATION/Vitamins CONTACTS TRANSPORTATION	25 60 78 25 0 3	7/25/2016
X	Chamorro	J.S	07/13/16		13		1	Sexual Abuse	GENERAL SERVICES MEALS TEACHING ACTIVITIES MEDICATION/Vitamins CONTACTS TRANSPORTATION	25 60 78 52 0 3 1	7/25/2016
X	Chamorro	J.A	07/14/16		14		1	Sexual Abuse	GENERAL SERVICES MEALS TEACHING ACTIVITIES MEDICATION/Vitamins CONTACTS TRANSPORTATION	80 177 246 184 0 19 58	7/18/2016 9/26/2016
X	Chamorro	J.M	07/14/16		9		1	Sexual Abuse	GENERAL SERVICES MEALS TEACHING ACTIVITIES MEDICATION/Vitamins CONTACTS TRANSPORTATION	89 197 207 200 0 21 65	7/18/2016
X	Chamorro	J.A	07/14/16		9		1	Sexual Abuse	GENERAL SERVICES MEALS TEACHING ACTIVITIES MEDICATION/Vitamins CONTACTS TRANSPORTATION	89 197 270 200 0 20 61	7/18/2016

Catholic Social Service-Alee Children's Shelter
 Population Category
 Fiscal Year 2015-2016

US CHILDREN AGE NO.	ETHNICITY	INTELLIGENCE NO.	DATE OF ADMISSIONS	SOCIAL SECURITY NUMBER	AGE	MALE	FEMALE	ABUSE/NEGLECT	SPECIAL SERVICES	NO.	DATE OF DEPARTURE
X	Chamorro	J.M 62-2016 62-2016-01	07/14/16 08/22/16		8		1	Sexual Abuse	GENERAL SERVICES MEALS TEACHING ACTIVITIES MEDICATION/vitamins CONTACTS TRANSPORTATION	89 197 270 200 0 20 65	7/18/2016
X	Kosraean	M.A 63-2016	07/29/16		14		1	Sexual Abuse	GENERAL SERVICES MEALS TEACHING ACTIVITIES MEDICATION/vitamins CONTACTS TRANSPORTATION	127 315 384 256 0 9 50	
X	Chuukese	J.M 64-2016	07/31/16		4		1	High Risk	GENERAL SERVICES MEALS TEACHING ACTIVITIES MEDICATION/vitamins CONTACTS TRANSPORTATION	3 6 12 8 0 3 0	8/1/2016
X	Chamorro	M.L 65-2016	08/20/16		9		1	High Risk	GENERAL SERVICES MEALS TEACHING ACTIVITIES MEDICATION/vitamins CONTACTS TRANSPORTATION	3 6 12 8 0 2 0	8/21/2016
X	Chamorro	C.M 66-2016	08/22/16		13	1		Neglect	GENERAL SERVICES MEALS TEACHING ACTIVITIES MEDICATION/vitamins CONTACTS TRANSPORTATION	60 122 186 144 0 15 54	9/21/2016

Catholic Social Service-Agee Children's Shelter
 Population Category
 Fiscal Year 2015-2016

US CHILDREN SERVICES NO.	FEDERAL IDENTIFICATION NO.	INITIALS AND CASE NO.	DATE OF ADMISSION	SOCIAL SECURITY NUMBER	AGE	MALE	FEMALE	ABUSE OR NEGLECT	SPECIAL SERVICES	NO.	DATE OF DEPARTURE
X	Chamorro	S S 32-2015	09/09/15		15		1	Sexual Abuse	GENERAL SERVICES MEALS TEACHING ACTIVITIES MEDICATION/Vitamins CONTACTS TRANSPORTATION	40 120 120 80 0 3 3	10/20/2015
X	Chamorro	J S 33-2015	10/05/15		10	1		Neglect	GENERAL SERVICES MEALS TEACHING ACTIVITIES MEDICATION/Vitamins CONTACTS TRANSPORTATION	173 381 522 348 0 14 31	12/30/2015
X	Chamorro	D.S 34-2015	10/08/15		9		1	Physical	GENERAL SERVICES MEALS TEACHING ACTIVITIES MEDICATION/Vitamins CONTACTS TRANSPORTATION	574 1331 1710 1141 0 46 355	7/18/2016
X	Chamorro	K G 35-2015 35-2015-01	11/23/15 08/30/16		1mon 10mons	1		Neglect/High Risk	GENERAL SERVICES MEALS TEACHING ACTIVITIES MEDICATION/Vitamins CONTACTS TRANSPORTATION	110 236 192 136 27 11 8	12/16/2015
X	Chuukese	L.P 36-2015	11/26/15		15	1		Neglect	GENERAL SERVICES MEALS TEACHING ACTIVITIES MEDICATION/Vitamins CONTACTS TRANSPORTATION	41 105 121 84 0 8 22	12/16/2015

Catholic Social Service-Alee Children's Shelter
 Population Category
 Fiscal Year 2015-2016

FIGS CHILDREN'S AGENCY	SUBJECTS	INITIALS AND/OR NO.	DATE OF ADMISSIONS	SOCIAL SECURITY NUMBER	AGE	MALE	FEMALE	ABUSE OR NEGLECT	SPECIAL SERVICES	NO.	DATE OF DEPARTURE
X	Chamorro	D.S 25-2015	08/26/15		NB		1	High Risk	GENERAL SERVICES MEALS TEACHING ACTIVITIES MEDICATION/Vitamins CONTACTS TRANSPORTATION	20 0 0 0 0 0 1	10/20/2015
X	Chamorro	C.A 28-2015	09/04/15		11	1		Neglect	GENERAL SERVICES MEALS TEACHING ACTIVITIES MEDICATION/Vitamins CONTACTS TRANSPORTATION	13 24 42 28 0 3 12	10/7/2015
X	Chamorro	D.S 29-2015	09/04/15		5	1		Neglect	GENERAL SERVICES MEALS TEACHING ACTIVITIES MEDICATION/Vitamins CONTACTS TRANSPORTATION	13 24 42 28 0 3 12	10/7/2015
X	Chamorro	R.C 30-2015	09/04/15		3		1	Neglect	GENERAL SERVICES MEALS TEACHING ACTIVITIES MEDICATION/Vitamins CONTACTS TRANSPORTATION	13 34 42 35 0 3 2	10/7/2015
X	Chamorro	V.B 31-2015 31-2015-01	09/04/15 06/08/16		1	1		High Risk	GENERAL SERVICES MEALS TEACHING ACTIVITIES MEDICATION/Vitamins CONTACTS TRANSPORTATION	94 233 288 199 0 12 6	10/7/2015 7/18/2016

Catholic Social Service-Alee Children's Shelter
 Population Category
 Fiscal Year 2015-2016

IS CHILDRAN'S NO.	ETHNICITY	INITIALS AND CASE NO.	DATE OF ADMISSIONS	SOCIAL SECURITY NUMBER	AGE	YEARS	SEX	ABUSE OR NEGLECT	SPECIAL SERVICES	NO.	DATE OF DEPARTURE
X	Chamorro	P.C 18-2015	06/22/15		9	1		Neglect	GENERAL SERVICES MEALS TEACHING ACTIVITIES MEDICATION/Vitamins CONTACTS TRANSPORTATION	6 10 30 20 0 4 7	10/5/2015
X	Chamorro	G.T 19-2015	06/22/15		6	1		Neglect	GENERAL SERVICES MEALS TEACHING ACTIVITIES MEDICATION/Vitamins CONTACTS TRANSPORTATION	6 10 30 20 0 4 7	10/5/2015
X	Chamorro	P.I 22-2015	08/18/15		3	1		High Risk	GENERAL SERVICES MEALS TEACHING ACTIVITIES MEDICATION/Vitamins CONTACTS TRANSPORTATION	32 79 96 80 22 4 4	10/16/2015
X	Chamorro	R.I 23-2015	08/18/15		2		1	High Risk	GENERAL SERVICES MEALS TEACHING ACTIVITIES MEDICATION/Vitamins CONTACTS TRANSPORTATION	32 79 96 80 22 4 4	10/16/2015
X	Chamorro	P.I 24-2015	08/21/15		1		1	High Risk	GENERAL SERVICES MEALS TEACHING ACTIVITIES MEDICATION/Vitamins CONTACTS TRANSPORTATION	40 91 120 98 38 6 7	10/20/2015

Catholic Social Service-Alee Children's Shelter
Population Category
Fiscal Year 2015-2016

UN CHILD SERV NO	ETHNICITY	NUMERICAL NO	DATE OF ADMISSIONS	SOCIAL SERIAL NUMBER	AGE	MALE	FEMALE	ABUSE OR HIGH RISK	SPECIAL SERVICES	NO	DATE OF DEPARTURE
X	Chamorro	K.C 67-2016	08/30/16		5		1	High Risk	GENERAL SERVICES MEALS TEACHING ACTIVITIES MEDICATION/Vitamins CONTACTS TRANSPORTATION	63 156 192 128 0 7 14	
X	Chamorro	K.C 68-2016	08/30/16		4		1	High Risk	GENERAL SERVICES MEALS TEACHING ACTIVITIES MEDICATION/Vitamins CONTACTS TRANSPORTATION	63 156 192 128 0 7 27	
									GENERAL SERVICES MEALS TEACHING ACTIVITIES MEDICATION/Vitamins CONTACTS TRANSPORTATION		
									GENERAL SERVICES MEALS TEACHING ACTIVITIES MEDICATION/Vitamins CONTACTS TRANSPORTATION		
									GENERAL SERVICES MEALS TEACHING ACTIVITIES MEDICATION/Vitamins CONTACTS TRANSPORTATION		
									GENERAL SERVICES MEALS TEACHING ACTIVITIES MEDICATION/Vitamins CONTACTS TRANSPORTATION		
<p style="text-align: center;">TOTAL NUMBER OF CHILDREN FOR THE MONTH:</p> <p style="text-align: center;">BOYS 13 GIRLS 34</p> <p>REPORT SUBMITTED BY: <u>Paula M. Perez</u> Program Manager</p> <p>GENERAL SERVICES: 3690 MEALS 8530 TEACHING 10926 ACTIVITIES 7577 MEDICATION/Vitamins 109 CONTACTS 482 TRANSPORTATION 1691</p>											

**Catholic Social Service-Family Violence Shelter
Population Category**

FY 2015-2016

US CITIZEN YES/NO	ETHNICITY	INITIALS AND CASE NO	AGE	DATE OF ADMISSION	SOCIAL SECURITY NUMBER	AGE OF CHILDREN		ABUSE			MARITAL STATUS					SITUATION		SPECIAL SERVICES	DATE OF DEPARTURE	
						BOY	GIRL	PHYS	EMO	M	S	D	C	SP	W	PRG	REME			
X	CHAMORRO	ND- 2262	26	9/9/2015	2883	4YRS		X	X									X	36 SHLETER STAY 5 SERVICES APPLIED 0 RESPITE 6 MEALS 3 TRANSPORTATION	10/18/15
X	CHAMORRO	AM-2265	22	9/23/2015	9682	5 MOS 2YRS 1YR		X	X	X								X	443 SHLETER STAY 45 SERVICES APPLIED 29 RESPITE 136 MEALS 44 TRANSPORTATION	2/11/16
X	CHAMORRO	JG-2266	45	10/7/2015	5661	0	0	X	X	X								X	20 SHLETER STAY 15 SERVICES APPLIED 0 RESPITE 42 MEALS 10 TRANSPORTATION	10/26/15
	PHONPEIAN	EP2197-3 EP 2197-4 EP 2197-5	27	10/21/2015 12/2/2015 2/8/2016	8427		8YR 1YR 10 MOS	X	X									X	468 SHLETER STAY 31 SERVICES APPLIED 19 RESPITE 84 MEALS 172 TRANSPORTATION	11/5/15 12/28/15 4/21/16
X	CHAMORRO	AS 2267	45	10/26/2015	5834	0	0	X	X	X								X	5 SHLETER STAY 2 SERVICES APPLIED 0 RESPITE 18 MEALS 4 TRANSPORTATION	10/30/2006
X	Chamorro	RB 2268	31	11/1/2015	2780		9yrs 6yrs 1yrs	X	X									X	616 SHLETER STAY 27 SERVICES APPLIED 4 RESPITE	3/1/2016
							1 mos												96 MEALS 16 TRANSPORTATION	

**Catholic Social Service-Family Violence Shelter
Population Category**

FY 2015-2016

US CITIZEN YES/NO	ETHNICITY	INITIALS AND CASE NO	AGE	DATE OF ADMISSION	SOCIAL SECURITY NUMBER	AGE OF CHILDREN		ABUSE		MARRITAL STATUS					SITUATION	SPECIAL SERVICES	DATE OF DEPARTURE
						BOY	GIRL	PHYSIC	EMO	M	S	D	C	SP			
X	Chamorro	JR-2269	46	11/5/2015	6997	14yrs	7yrs	X	X						X	367 SHLETER STAY 21 SERVICES APPLIED 9 RESPITE 72 MEALS 99 TRANSPORTATION	2/11/16
X	Chuukese	TI 2270 TI 2270-1	31	11/5/2015 5/26/2016	2014	4yrs 1mos	6yrs 1yr	X	X		X				X	135 SHLETER STAY 28 SERVICES APPLIED 5 RESPITE 99 MEALS 21 TRANSPORTATION	11/26/15 6/9/16
X	Chamorro	CC 2271	32	11/15/2015	6844			X	X		X				X	15 SHLETER STAY 6 SERVICES APPLIED 0 RESPITE 45 MEALS 8 TRANSPORTATION	11/29/2015
X	Chuukeses	AI 2272	26	11/25/2015	45	2YRS 5YRS 8YRS		X	X		X				X	124 SHLETER STAY 34 SERVICES APPLIED 5 RESPITE 67 MEALS 41 TRANSPORTATION	12/26/2015
X	Caucasian	JG 2273	40	11/25/2015	3075	3yrs 2yrs	17yrs	X	X		X				X	3 SHLETER STAY 2 SERVICES APPLIED 0 RESPITE 1 MEALS 0 TRANSPORTATION	11/25/2015
X	Chamorro	RF 2274	48	11/30/2015	5460	12yrs 11yrs		X	X		X				X	12 SHLETER STAY 4 SERVICES APPLIED 0 RESPITE 6 MEALS 0 TRANSPORTATION	12/2/2016

**Catholic Social Service-Family Violence Shelter
Population Category
FY 2015-2016**

US CITIZEN YES/NO	ETHNICITY	INITIALS AND CASE NO	AGE	DATE OF ADMISSION	SOCIAL SECURITY NUMBER	AGE OF CHILDREN		ABUSE		MARITAL STATUS					SITUATION	SPECIAL SERVICES	DATE OF DEPARTURE	
						BOY	GIRL	PHYS	EMO	M	S	D	C	SP				W
X	Chamorro	LR 2275 LR 2275-1	34	12/4/2015 4/10/2016	0306	10yrs 7yrs 6yrs	8yrs 5yrs	X	X	X						X	72 SHELTER STAY 6 SERVICES APPLIED 0 RESPITE 27 MEALS 6 TRANSPORTATION	12/12/2015 4/11/2016
X	Chamorro	MN 2128-1	38	12/10/2015	5754		14yr	X	X	X						X	36 SHELTER STAY 7 SERVICES APPLIED 0 RESPITE 108 MEALS 10 TRANSPORTATION	12/18/2015
X	Chamorro	JC 2276	20	12/11/2015	5681		1yr	X			X					X	8 SHELTER STAY 4 SERVICES APPLIED 0 RESPITE 12 MEALS 8 TRANSPORTATION	12/14/2015
X	Chamorro	LC 2277	34	12/16/2015	7517	14yrs 11yrs 7yrs 4yrs	16yrs	X	X	X						X	6 SHELTER STAY 6 SERVICES APPLIED 1 RESPITE 3 MEALS 2 TRANSPORTATION	12/16/2015
X	Chuuckese	VK 2278	24	12/19/2015	5815	3yrs		X	X	X						X	154 SHELTER STAY 16 SERVICES APPLIED 5 RESPITE 39 MEALS 30 TRANSPORTATION	3/4/2016
X	Filipino	SM 2279	49	12/24/2015	4056	17yrs		X	X	X						X	4 SHELTER STAY 4 SERVICES APPLIED 0 RESPITE 4 MEALS 0 TRANSPORTATION	12/25/2015

**Catholic Social Service-Family Violence Shelter
Population Category
FY 2015-2016**

US CITIZEN YES NO	ETHNICITY	INITIALS AND CASE NO	AGE	DATE OF ADMISSION	SOCIAL SECURITY NUMBER	AGE OF CHILDREN		ABUSE		MARITAL STATUS					SITUATION		SPECIAL SERVICES	DATE OF DEPARTURE
						BOY	GIRL	PHY	EMO	M	S	D	C	SP	W	PRGR		
X	Filipino	AM 2285	26	2/17/2016	9641				X							X	58 SHELTER STAY 11 SERVICES APPLIED 0 RESPITE 96 MEALS 83 TRANSPORTATION	4/14/2016
X	Chuukese	AD 2286	27	2/17/2016	4378			6yrs 2yrs 1yrs	X	X		X				X	357 SHELTER STAY 6 SERVICES APPLIED 4 RESPITE 78 MEALS 113 TRANSPORTATION	5/12/2016
X	Chuukese	IS 2079-1	30	2/26/2016	5573	1yr			X		X					X	6 SHELTER STAY 5 SERVICES APPLIED 0 RESPITE 9 MEALS 2 TRANSPORTATION	2/28/2016
X	Native American	TM 2287	29	3/2/2016	5899	10YRS 4YRS		X	X	X						X	504 SHELTER STAY 21 SERVICES APPLIED 20 RESPITE 64 MEALS 86 TRANSPORTATION	7/6/2016
X	Chamorro	LT 2288	31	3/4/2016	6059	2YRS 8YRS		X		X		X				X	15 SHELTER STAY 3 SERVICES APPLIED 0 RESPITE 9 MEALS 3 TRANSPORTATION	3/8/2016
X	Chamorro	DQ 2289	36	3/12/2016	3127	0	0	X		X							1 SHELTER STAY 2 SERVICES APPLIED 0 RESPITE 1 MEALS 1 TRANSPORTATION	3/12/2016

**Catholic Social Service-Family Violence Shelter
Population Category**

FY 2015-2016

US CITIZEN YES/NO	ETHNICITY	INITIALS AND CASE NO	AGE	DATE OF ADMISSION	SOCIAL SECURITY NUMBER	AGE OF CHILDREN		ABUSE			MARITAL STATUS					SITUATION	SPECIAL SERVICES	DATE OF DEPARTURE
						BOY	GIRL	PHYS	EMO	M	S	D	C	SP	W			
X	CHAMORRO	DU 2290	39	3/15/2016	8207	0	0	X	X							X	21 SHELTER STAY 4 SERVICES APPLIED 0 RESPITE 60 MEALS 13 TRANSPORTATION	4/4/2016
X	JAPANESE	YD 2291 YD 2291-1	36 37	3/17/2016 8/4/2016		0	0	X	X	X						X	62 SHELTER STAY 7 SERVICES APPLIED 0 RESPITE 90 MEALS 27 TRANSPORTATION	3/25/2016 9/22/2016
X	Filipino	AA 2292	36	3/27/2016	0459	4yrs	12yrs 11yrs 6yrs	X	X	X						X	55 SHELTER STAY 6 SERVICES APPLIED 0 RESPITE 33 MEALS 0 TRANSPORTATION	4/6/2016
X	Chamorro	AT 2189-2	34	4/6/2016	0930	16 11 6	12 10	X	X	X						X	438 SHELTER STAY 8 SERVICES APPLIED 0 RESPITE 63 MEALS 109 TRANSPORTATION	6/18/2016
X	Chamorro	AP 2169-1	30	4/13/2016	/910	11 6 2	10 3	X	X	X						X	8 SHELTER STAY 3 SERVICES APPLIED 0 RESPITE 6 MEALS 2 TRANSPORTATION	4/14/2016
X	Irish	SM 2030-1	37	4/15/2016	5991	10 8	5	X	X	X						X	224 SHELTER STAY 8 SERVICES APPLIED 44 RESPITE 48 MEALS 18 TRANSPORTATION	5/17/2016

**Catholic Social Service-Family Violence Shelter
Population Category
FY 2015-2016**

US CITIZEN YES NO	ETHNICITY	INITIALS AND CASE NO	AGE	DATE OF ADMISSION	SOCIAL SECURITY NUMBER	AGE OF CHILDREN		ABUSE		MARRITAL STATUS					SITUATION	SPECIAL SERVICES	DATE OF DEPARTURE			
						BOY	GIRL	PHYSIC	EMO M	S	D	C	SP	W				P	R	G
X	PHONPELIAN	MT 2297	44	7/19/2016	9378	0	0	X	X									X	74 SHELTER STAY 2 SERVICES APPLIED 0 RESPITE 6 MEALS 3 TRANSPORTATION	Active
X	Chamorro	AB 2298	37	7/31/2016	7637	0	0	X	X	X								X	27 SHELTER STAY 5 SERVICES APPLIE 0 RESPITE 79 MEALS 5 TRANSPORTATION	8/13/2016
X	Chamorro	NC 2299	26	8/1/2016	7437	0	0	X	X	X								X	40 SHELTER STAY 4 SERVICES APPLIE 0 RESPITE 108 MEALS 30 TRANSPORTATION	9/9/2016
X	Chamorro	LS 2301	47	8/4/2016	3170	0	0	X	X	X								X	62 SHELTER STAY 6 SERVICES APPLIE 0 RESPITE 30 MEALS 6 TRANSPORTATION	Active
x	Chuukese	SM 2300	29	8/4/2016	1986		6yrs 7yrs	X	X	X								X	171 SHELTER STAY 10 SERVICES APPLIE 8 RESPITE 6 MEALS 60 TRANSPORTATION	Active
X	Chuukese	CA 2302	27	8/13/2016	1521	0	0	X	X	X								X	3 SHELTER STAY 2 SERVICES APPLIE 0 RESPITE 9 MEALS 2 TRANSPORTATION	8/13/2016

**Catholic Social Service-Family Violence Shelter
Population Category
FY 2015-2016**

US CITIZEN YES NO	ETHNICITY	INITIALS AND CASE NO	AGE	DATE OF ADMISSION	SOCIAL SECURITY NUMBER	AGE OF CHILDEN		ABUSE		MARRITAL STATUS					SITUATION		SPECIAL SERVICES	DATE OF DEPARTURE	
						BOY	GIRL	PHYEMO	M	S	D	C	SP	W	PRG	RPE			EME
X	Phonpeian	CA 2303	29	8/4/2016	4739	0	0	X	X								X	1 SHELTER STAY 0 SERVICES APPLIE 0 RESPITTE 1 MEALS 2 TRANSPORTATION	8/4/2016
X	Chamorro	FT 2304	24	9/1/2016	6154	6Y 4Y 3Y 1Y	5Y	X	X	X							X	180 SHELTER STAY 5 SERVICES APPLIE 20 RESPITTE 30 MEALS 41 TRANSPORTATION	Active
X	Chuukese	KM 2305	42	9/9/2016	6577	10Y 2Y	2Y 7M	X	X	X							X	126 SHELTER STAY 6 SERVICES APPLIE 0 RESPITTE 60 MEALS 16 TRANSPORTATION	Active
X	Chamorro	GJS-Main 1	36	9/20/2016	6063	14 5	12 11 9	X	X	X								66 SHELTER STAY 5 SERVICES APPLIE 0 RESPITTE 0 MEALS 0 TRANSPORTATION	Active
X	Japanese	AD 2306	39	9/22/2016	1133	15 10 1		X	X	X							X	36 SHELTER STAY 3 SERVICES APPLIE 0 RESPITTE 9 MEALS 0 TRANSPORTATION	Active
X	Chamorro	VC 2307	37	9/29/2016	1492	0	0	X	X								X	2 SHELTER STAY 3 SERVICES APPLIE 0 RESPITTE 6 MEALS 1 TRANSPORTATION	Active

Catholic Social Service-Family Violence Shelter

Population Category

FY 2015-2016

TOTAL NUMBER OF WOMEN:	54	SINGLE:	27	COMMONLAW	1	WIDOW	_____
TOTAL NUMBER OF CHILDREN:	113	MARRIED:	20	SEPARATED	3		
BOYS	60	DIVORCE:	3	NOT INDICATED	_____		
GIRLS	53						
TOTAL NUMBER OF REPEATERS	12						
ABUSE TOTALS	54	PHYSICAL	3	EMOTIONAL	_____	SITUATIONAL STATUS:	EMERGENCY
		SEXUAL	10	NOT INDICATED	_____	PREGNANT	NOT INDICATED
		BOTH (PHYSICAL/SEXUAL)	_____	BOTH PHYSICAL/EMOTIONAL	41	RAPED	_____
							54

For _____

PAULA M. PEREZ

Program Manger

NON-EXPENDABLE PROPERTY INVENTORY UNDER \$500.

Fiscal Year 2015-2016

PROGRAM NAME: Ale I

Location: CATHOLIC SOCIAL SERVICE, 243-A ARMY JUAN C. FEJERAN ST. BARRIGADA, 96

Date Acquired	Item Description	QTY	MAKE/MODEL	SERIAL NUMBER	UNIT COST	Purchased or leased by		LOCATION	Condition		% of Program Use	Remarks
						Donated by	Program Income		N	F		
	Printer					Donated	Guam Coalition			X		Broken
	Projector	1				Donated						
	Computer Tower	1	Compaq	X08--73060		Donated		Work Station		X	100	
	Computer Monitor	1	ACCU Sync LCD5v	39133736GA		Donated		Work Station		X	100	
	Printer	1	Epson Stylus C88+	JKDY311654		Donated		Work Station		X	100	
	Computer Mouse	1	Microsoft			Donated		Work Station		X	100	
	Computer Key Board	1	Black			Donated		Work Station		X	100	
	Typewriter	1	IBM Wheel Writer Serie			Donated		Work Station		X	100	
	Stereo	1	JVC Gray/Blue			Donated		Work Station		X	100	
	Computer Monitor	1	Dell	CN0W02K64180926581U		Donated		Social Worker		X	100	
	Battery 120V	1	MARUSON			Donated		Work Station		X	100	
	Computer Tower	1	Sanyo			Donated		Social Worker		X	100	
	Key Board	1	Panasonic			Donated		Social Worker		X	100	
	All-in-one Printer	1	HP Office Jet 7210			Donated		Social Worker		X	100	
	Power Plug	1	ISOBAR			Donated		Social Worker		X	100	
	Power Plug	1	Power Sentry			Donated		Social Worker		X	100	
	Computer Monitor	1	Acer AL 1706A	ETL480B182712050B03945		Donated		Admin Assist		X	100	Broken
	Printer	1	HP Photosmart 7260	CN3702B311		Donated		Admin Assist		X	100	
	Power Plug	1	Cyber Power 625AVR			Donated		Work Station		X	100	
	Stereo	1	Sony Red			Donated	Office	Office		X	100	
	TV Stand	1	Sony			Donated		Living Room		X	100	
	VHS Player	1	JVC			Donated		Living Room		X	100	
	DVD Player	1	Phillips			Donated		Living Room		X	100	
	Keyboard Piano	1	Yamaha			Donated		Living Room		X	100	
	Computer Speakers	1 pr.	Polk Audio/ Gray			Donated		Living Room		X	100	
	All in One Printer	1	HP Office Jet 4110	MY34QB10KF		Donated		Living Room		X	100	

NON-EXPENDABLE PROPERTY INVENTORY UNDER \$500.

Fiscal Year 2015-2016

PROGRAM NAME: Aleo I

Location: CATHOLIC SOCIAL SERVICE, 243-A ARMY JUAN C. FEJERAN ST. BARRIGADA, 96

Date Acquired	Item Description	QTY	KE/MODEL	SERIAL NUMBER	UNIT COST	Purchased or leased by	Purchased/Lease In Program Funds	LOCATION (New, Fair, Poor)	Condition	% of Program Use	Remarks
	Computer Keyboard		HP	BF23526048	N/A	Donated		Library	X	100	
	Computer Monitor	6	Dell Black	CNOHF0K364180148N05JS CN0N445N7426108P2LCT	N/A	Donated		Library	X	100	
	Computer Tower	1	Compaq	W302KN9ZE886	N/A	Donated		Library	X	100	
	Computer Mouse	2	Black Dell/Black			Donated		Library	X	100	
	Paper Cutter	1	Ingento GT			Donated		Filing Room	X	100	
	Binding Tool	1	Fellows PB100			Donated		Filing Room	X	100	
	Paper Shredder	1	Remington			Donated		Work Station	X	100	
	Fax & Copier Machine	1	RICOH SP3200 SF		N/A	Donated		Program Manager	X		
	Scanner	1	Cannon 3000 ex	UZN067325	N/A	Donated		Filing Room	X	100	
	DVD Player w/ Remote	1	JVC	XV-N452SAG	N/A	Donated		Filing Room	X	100	
	20" TV w/Remote	1	Sylvania	J34817890	N/A	Donated		Program Manager	X	100	
	Computer Keyboard	1	Lenovo	4612291	N/A	Donated		Program Manager	X	100	
	Computer Mouse	1	Lenovo		N/A	Donated		Program Manager	X	100	
	Computer Monitor	1	ASUS		N/A	Donated		Program Manager	X	100	
	Digital Cordless Phone	1	6.0 Panasonic KX TG64	2GBQE029163	N/A	Donated		Program Manager	X	100	Dead Battery
	3 in one printer	1	JHP LaserJet	M1212nf MFP	N/A	Donated		Program Manager	X	100	
	Printer	1	HP Photo Smart 7260	CN3702B311	N/A	Donated		Admin Assist	X	100	
	BLU Bold Cellphone	1	487-6170 Cell Phone		N/A	Loaned	Guam Coalition	For Client Use	X	100	
	BLU Bold Cellphone	1	487-6411 Cellphone		N/A	Loaned	Guam Coalition	For Client Use	X	100	

NON-EXPENDABLE PROPERTY INVENTORY UNDER \$500.00 VALUE

Fiscal Year 2015-2016

PROGRAM NAME: Alee Shelter 1

LOCOTAIN: CATHOLIC SOCIAL SERVICE, 243-A ARMY JUAN C. FEJERAN ST. BAH

Date Acquired	Item Description	QTY	Office/Shelter Furniture MAKE/MODEL	SERIAL NUM	UNIT COST	Purchased or leased by	Purchased/leased with Program Income	LOCATION	Condition			% of Program Use	Remarks
									N	F	P		
	Table	1	Wicker with glass top	N/A	N/A	Donated		Front Entrance	X			100	
	Chair	1	White bamboo	N/A	N/A	Donated		Front Entrance	X			100	
	Metal Filing Cabinet	1	Kokoyuko 4 drawer	N/A	N/A	Donated		Work Station	X			100	
	Work Desk	1	wooden	N/A	N/A	Donated		Work Station	X			100	
	Office Chair	3	Blue w/wheels	N/A	N/A	Donated		Work Station	X			100	
	Shelf w/Basket	1	Metal			Donated		Work Station	X			100	
	3 Tier Shelf	1	Wooden			Donated		Work Station	X			100	
	Plastic Trash Bin Small	1	Gray			Donated		Work Station	X			100	
	Office Desk	1	Beige 2pc Set			Donated		Social Worker	X			100	
	End Table	2	Wooden/ Varnished			Donated		Work Station	X			100	
	Office Chair	1	Black with Wheels			Donated		Social Worker	X			100	
	Writing Desk	1	Wooden/Varnished			Donated		Work Station	X			100	
	Office Chair	1	Gray With Wheels			Donated		Work Station	X			100	
	Key Box	1	Wooden Tan			Donated		Work Station	X			100	
	Sofa Love Seat	1	Green			Donated		Program Manager	X			100	
	Metal Filing Cabinet	1				Donated		Social Worker	X			100	
	Office Desk	1	Tan 2 pieces Set			Donated		Admin Assist	X			100	
	Plastic Kids Chair	2	Beige			Donated		Recreation Area	X			100	
	Round Kiddies Table	1	Wooden Yellow			Donated		Recreation Area	X			100	
	Rocking Chair	1	Wooden Yellow			Donated		Back Patio	X			100	
	Side Table	1	Wicker			Donated		Back Patio	X			100	
	Chair	1	Wicker			Donated		Back Patio	X			100	
	Side Table	1	Wicker w/glass			Donated		Back Patio	X			100	
	Basket w/ lid	1	Wicker			Donated		Back Patio	X			100	
	Stools w/cushion	2	Bamboo			Donated		Back Patio	X			100	
	Kids Tricycle	1				Donated		Outside Play Area	X			100	

NON-EXPENDABLE PROPERTY INVENTORY UNDER \$500.00 VALUE

Fiscal Year 2015-2016

PROGRAM NAME: Alee Shelter 1

Location: CATHOLIC SOCIAL SERVICE, 243-A ARMY JUAN C. FEJERAN ST. BARRIO

Date Acquired	Item Description	QTY	MAKE/MODEL	SERIAL NUM	UNIT COST	Purchased or leased by	Purchased/leased with Program Income	LOCATION	Condition (New, Fair, Poor)			Program Use % of	Remarks
									N	F	P		
	Kids Motorcycle	1				Donated		Outside Play Area	X			100	
	Sofa	2	Beige			Donated		Living Room	X			100	
	Love Seat	1	Beige			Donated		Living Room	X			100	
	End Tables	2	Varnished Wood			Donated		Living Room	X			100	
	Sofa	1	Black Leather			Donated		Living Room	X			100	
	Ottoman	1	Black Leather			Donated		Living Room	X			100	
	3 Tier Shelf	1	Plastic			Donated		Storage Room	X			100	
	Dining Table	1	Glass Top			Donated		Living Room	X			100	
	Dining Chairs	6	Beige Wooden			Donated		Living Room	X			100	
	Round Dining Table	1	Wooden w/Stones			Donated		Living Room	X			100	
	Dining Chairs	4	Brown Leather			Donated		Living Room	X			100	
	Kiddies Table Square	1	Wooden Yellow			Donated		Living Room	X			100	
	Water Dispenser	1	Island Choice			Donated		Living Room		X			Broken
	Baby High Chair	1	Evenflo			Donated		Living Room	X			100	
	Baby High Chair	1	Graco			Donated		Living Room	X			100	
	Round Table	1	White wooden			Donated		Living Room	X			100	
	Ottoman	1	Green wood Frame			Donated		Living Room	X			100	
	Sofa	1	Blue			Donated		Living Room	X			100	
	TV Stand	1	Wooden w/Wheels			Donated		Living Room	X			100	
	Rectangle Table	1	White Wooden			Donated		Living Room	X			100	
	2 Door Sliding Cabinet	1	Metal Beige			Donated		Program Manager	X			100	
	Stool	2	White Wicker			Donated		Library	X			100	
		2	Wooden White			Donated		Library	X			100	
	Lounge Chair	1	Blue			Donated		Library	X			100	
	Kiddies Chair	4	Plastic Yellow			Donated		Library	X			100	
	2 Door Medicine Cabinet	1	Wooden White			Donated		Filing Room	X			100	

NON-EXPENDABLE PROPERTY INVENTORY UNDER \$500.00 VALUE

Fiscal Year 2015-2016

PROGRAM NAME: Alee Shelter 1

LOCOTAIN: CATHOLIC SOCIAL SERVICE, 243-A ARMY JUAN C. FEJERAN ST. BAH

Date Acquired	Item Description	QTY	MAKE/MODEL	SERIAL NUM	UNIT COST	Purchased or leased by	Purchased/leased with Program Income	Condition (New, Fair, Poor)			Program Use % of	Remarks	
								N	F	P			
	3 Drawer Filing Cabine	1	Beige Metal			Donated		Filing Room	X			100	
	4 Drawer Filing Cabine	4	Metal Beige			Donated		Filing Room	X			100	
	Table	1	Metal Beige			Donated		Filing Room	X			100	
	Folding Chair	1	Wooden White			Donated		Filing Room	X			100	
	Telephone	1	Cordless w/Handset			Donated		Work Station	X			100	
		1	3pcs Cordless Phone			Donated		Work Station	X			100	2 pcs Needs battery
	Sofa	1	Green			Donated		Program Manager	X			100	
	Office Desk	1	Wooden/Cherry			Donated		Program Manager	X			100	
	Picture Frames	5	Brown		N/A	Donated		Program Manager	X			100	
		2	Gold Trimmed		N/A	Donated		Program Manager	X			100	
	5 Tier Bookshelf	1	Wooden		N/A	Donated		Program Manager	X			100	
	2 Drawer Dresses	7	Wooden			Donated		Rooms	X			100	
	Baby Cribs	2				Donated		Rooms	X			100	
	Window Blinds	9	White			Donated		Rooms	X			100	
	Bar Stools	2	Black/ Metal Frame		N/A	Donated		Kitchen	X			100	
	Stand Up Freezer	1	Frigidaire		N/A	Donated		Kitchen	X			100	
	Rack w/Wheels	1	Metal/White		N/A	Donated		Kitchen	X			100	
	2 Door Cabinets	1	Wooden		N/A	Donated		Laundry Room	X			100	
	Chairs	20	White Plastic		N/A	Donated		Laundry Room	X			100	
	Trash Bin	1	Plastic Blue			Donated		Back Patio	X			100	
	Mop Bucket	1	Toddler			Donated		Back Patio	X			100	
	Folder Table	1	White			Donated		Work station	X			100	
	4 Drawer Dresser	1	Brown Wooden			Donated		Storage Room	X			100	
	Car seat	1	Infant Gray			Donated		Storage Room				100	
		1	Child Gray			Donated		Storage Room	X			100	
		1	Booster Seat			Donated		Storage Room	X			100	

NON-EXPENDABLE PROPERTY INVENTORY UNDER \$500.00 VALUE

Fiscal Year 2015-2016

PROGRAM NAME: Alee Shelter 1

Location: CATHOLIC SOCIAL SERVICE, 243-A ARMY JUAN C. FEJERAN ST. BARRIO

Date Acquired	Item Description	QTY	MAKE/MODEL	SERIAL NUM	UNIT COST	Purchase Method		LOCATION (New, Fair, Poor)	Condition			Program Use %	Remarks
						Leased or Purchased by	Purchased/Leased with Program Funds		N	F	P		
	Table Lamp	2	Beige			Donated		Living Room		X		100	
	Standing Lamp	1	Green	N/A	N/A	Donated		Front Entrance		X		100	
	Desk Clock	1	Seiko/Goldtone	N/A	N/A	Donated		Front Entrance		X		100	
	Standing Lamp	1	Brown			Donated		Living Room		X		100	
	Table Fan	2	Holmes Black			Donated		Living Room		X		100	
	Freezer	1	Kenmore/White		N/A	Donated		Storage Room			X		Broken
	Stand up Freezer	1	GE/GTH18EBCWW		629	Donated		Storage Room	X				Broken
	Microwave	1	Sanyo/White		N/A	Donated		Kitchen		X		100	
	Rice Cooker	1	Tiger White		N/A	Donated		Kitchen		X		100	
	Washing Machine	1	Estate White	C20242857	N/A	Donated		Laundry Room			X		Sent to Support Servi
	Dryer Machine	1	Kenmore/White	4920617890	N/A	Donated		Laundry Room			X		Sent to Support Servi
	Electric Stove Range	1			519								
1/7/2016	Stand up Refrigerator	1	Koolaire commercial		5010	Donated		Storage Room	X				
1/7/2016	Stand up Refrigerator	1	Koolaire commercial			Donated		GJS	X			100	Gave to Gumma
	9,000 BTU AC	1	Goodman		975	Donated			X				
	12,000 BTU AC	1	Galanz		795	Donated			X				
	24,000 BTU AC	1	Galanz		960	Donated			X				
10/15/169	12,000 BTU AC	2	Goodman		866.4	Purchased			X				
	Washing Machine	1	Whirlpool			Purchased		Laundry Room	X				
	Dryer Machine	1	Whirlpool			Purchased		Laundry Room	X				
	CCTV Camera System	4				Purchased			X				
	CCTV Camera Monitors	1			2300	Purchased			X				
	Bushcutter	1				Purchased			X				Storage
	Blower	1	Otroy-Blt			Purchased			X				Support Service

NON-EXPENDABLE PROPERTY INVENTORY UNDER \$500.00 VALUE

Fiscal Year 2015-2016

PROGRAM NAME: Alee Shelter 1

Location: CATHOLIC SOCIAL SERVICE, 243-A ARMY JUAN C. FEJERAN ST. BARRIO

Date Acquired	Item Description	QTY	MAKE/MODEL	SERIAL NUM	UNIT COST	Purchased or with Program Income	Purchased/Leased	Condition (New, Fair, Poor)			% of Program Use	Remarks
								N	F	P		
	Auto Baby Bouncer	1	Graco			Donated		X			100	
	Baby Bathtub	2				Donated		X			100	
	Play Pen	1				Donated		X			100	
	4 Tier Shelf	3	Plastic			Donated		X			100	
	Umbrella Stroller	2				Donated		X			100	
	Toddler Bed	1	wooden			Donated		X			100	
		2	Metal			Donated					100	
	Clothes Rack	8	Metal			Donated		X			100	
	Lamps	6				Donated		X			100	
	Table Lamps	2	Wooden			Donated		X			100	
		1	Queen Size			Donated		X			100	
		2	King Size			Donated		X			100	
	Bed	8	Twin			Donated		X			100	
		1	Full Size			Donated		X			100	

Paula M. Perez
Paula M. Perez, Program Manager

Diana B. Calvo
Diana B. Calvo, Executive Director

NON-EXPENDABLE PROPERTY INVENTORY UNDER \$500.00 IN VALUE

Fiscal Year 2015-2016

PROGRAM NAME: Alee Shelter II

Location: CATHOLIC SOCIAL SERVICE, 243-A ARMY JUAN C. FEJERAN ST. BARRIGADA, 96913

Date Acquired	Item Description	QTY	MAKE/MODEL	SERIAL NUMBER	UNIT COST	Purchased or leased or Donated by	Purchased/leased with Program Funds	LOCATION	Condition			% of Program Use	Remarks
									N	F	P		
	Shelf	2	Brown Wooden		N/A	Donated		Alee II	X			100	
		1	Bookshelf		N/A	Donated		Alee II	X			100	
		1	Beige		N/A	Donated		Alee II	X			100	
		1	Blue & White		N/A	Donated		Alee II	X			100	
		1	Brown Large Shelf		N/A	Donated		Alee II	X			100	
	Dining Table Set	1	5 Tier Shelf			Donated		Alee II	X			100	
		1	Dining table & 6 chairs			Donated		Alee II	X			100	
	High Chair	1	Wooden			Donated		Alee II	X			100	
		1	Plastic Graco			Donated		Alee II	X			100	
		1	Plastic J. Mason			Donated		Alee II	X			100	
Jan-11		1	Fisher Price			Donated		Alee II	X			100	
	Bakers Rack	1				Donated		Alee II	X			100	
	TV Stand	1				Donated		Alee II	X			100	
	End Tables	3				Donated		Alee II	X			100	
	Bunk Beds	1	Wooden			Donated		Alee II	X			100	
		1	White			Donated		Alee II	X			100	
	Night Stands	6				Donated		Alee II	X			100	
	Toddler Beds	5				Donated		Alee II	X			100	
	Brown Drawer	3				Donated		Alee II	X			100	
	Baby Crib	2				Donated		Alee II	X			100	
	Diaper Changing table	2				Donated		Alee II	X			100	
May-12		2	Graco Dark Brown			100	Purchased	Incoming Donation	Alee II	X		100	
	Desks	1	6 Drawer			Donated		Alee II	X			100	
		1	Computer Desk			Donated		Alee II	X			100	
			Brown Computer Desk			Donated		Alee II	X			100	
	Black Office Chair	1				Donated		Alee II	X			100	
	Beige Filing Cabinet 1					Donated		Alee II	X			100	
	Bench	2				Donated		office	X			100	
Jun-11	Multiple Drawers	1				Donated		Living Room	X			100	
Jun-12	Entertainment Center	1				Donated		Living Room	X			100	

NON-EXPENDABLE PROPERTY INVENTORY UNDER \$500.00 IN VALUE

Fiscal Year 2015-2016

PROGRAM NAME: Alee Shelter II

Location: CATHOLIC SOCIAL SERVICE, 243-A ARMY JUAN C. FEJERAN ST. BARRIGADA, 96913

Date Acquired	Item Description	QTY	MAKE/MODEL	SERIAL NUMBER	UNIT COST	Purchased or leased by	Purchased/leased with Program Funds	PROGRAM INCOME	LOCATION	Condition			% of Program Use	Remarks
										N	F	P		
Jun-12	Octogan Night Stand	2				Donated			Living Room	X			100	
Jun-12	Coffee Table	1				Donated			Living Room	X			100	
	2 pc Sofa Set	1	Olive Green/Gold			Donated			Living Room	X			100	From Alee I
Mar-11	5 Gallon Water Bottle	2				Purchased	Incoming Donation		Kitchen	X			100	
	Standing Lamps	2				Donated			Alee II	X			100	
	Table Lamps	2				Donated			Alee II	X			100	
onics/Appliances														
Date Acquired	Item Description	QTY	KE/MODEL	SERIAL NUMBER	UNIT COST	leased or Donated by	with Program Funds	PROGRAM INCOME	(New, Fair, Poor)	N	F	P	Use	Remarks
Aug-11		1		Chasis Number		Donated			office	X			100	Repaired by MIS
Aug-11	Computer Tower	1	HP	2UB33508LL		Donated			Alee II	X			100	Refurbished Red from
Aug-11		1	Dell	GXYVS71		Donated			Alee II	X			100	Lt.Gov.Tenorios Office
Aug-11		1	Dell	JT5CV91		Donated				Alee II	X			100
	Microwave	1	Sanyo			Donated	Office		Kitchen	X			100	
Jul-11	Rice Cooker	1	Galanz	A701T5044		Purchased	Incoming Donation		Kitchen	X			100	
Aug-11	Computer Mouse	1	LOG Tech	HCA51305022		Donated			Alee II	X			100	Refurbished Red from
Aug-11		1	LOG Tech	HCA51314524		Donated			Alee II	X			100	Lt.Gov.Tenorios Office
Aug-11		1	LOG Tech	SAGM002		Donated				Alee II	X			100
	Window AC	1	Window Unit Whirpool	N/A		Donated			Alee II	X			100	
	Window AC	1	5000btu Haier	N/A		Donated			Alee II	X			100	
	Central Air AC	1	Carrier	1004G31186		Donated			Alee II	X			100	
	Split AC	1	12000btu Gree	N/A		Donated			Alee II	X			100	
	Split Aircon	1	24000 btu	TCL/TAK-24CS/R2		Donated			Alee II	X			100	
	Deep Freezer	1	GE	FCM150TBWH		Donated			Alee II	X			100	
	Small Refrigerator	1	Sanyo	951001057		Donated			Alee II	X			100	
	Flat Screen TV	1				Donated			Alee II	X			100	

NON-EXPENDABLE PROPERTY INVENTORY UNDER \$500.00 IN VALUE

Fiscal Year 2015-2016

PROGRAM NAME: Alee Shelter II

Location: CATHOLIC SOCIAL SERVICE, 243-A ARMY JUAN C. FEJERAN ST. BARRIGADA, 96913


Date Acquired	Item Description	QTY	KE/MODEL	SERIAL NUMBER	JNTT COST	Purchased or leased or Donated by	Purchased/leased with Program Funds	LOCATION (New, Fair, Pod)	Condition			% of Program Use	Remarks
									N	F	P		
Aug-13	Cordless/Corded Telephone	1	KXTG1061M	Panasonic	119	Purchased	Income-Donation	Alee II	X			100	Micropac Inv#KDDG-24367
Apr-11	Mini Component	1	AMC 400u	SA611009192		Purchased	Income-Donation	Living Room	X			100	
Aug-11	Computer Work Station	1				Donated		office	X			100	
Sep-11	Computer Monitor	2				Donated		office	X			100	
		3	COMPAQ	903CD61SS355		Donated		Alee II	X			100	FJC/THOM
				IW221511756		Donated		Alee II	X			100	Refurbished Rcd from
				IV4601251		Donated		Alee II	X			100	Lt.Gov.Tenorios Office
		1	Dell	MX0178OR4780101511MG		Donated		Work Station	X			100	Comp for Kids Program
	Modem	1	Cool Max			Donated		Living Room		X		100	
Feb-11	Printer	1	Brother/HL-2140	Laser	238	Purchased	Income-Donation	Office	X			100	
Aug-11	Computer	1	IBM	97249		Donated			X				Refurbished Rcd from
	Key	1	Dell	12732650		Donated		Alee II	X			100	Lt.Gov.Tenorios Office
	Board	1	SK-8110	07N242		Donated			X			100	Comp for Kids Program
Sep-11	Washer	1	Kenmore	C12921661	406.95	Purchased	Income-Donation	Laundry	X			100	
Sep-11	Dryer	1	Kenmore	M11619723	387.59	Donated	Income-Donation	Laundry	X			100	
						Donated		Back Patio	X			100	
						Donated		Back Patio	X			100	
						Donated		Back Patio	X			100	


NON-EXPENDABLE PROPERTY INVENTORY UNDER \$500.00 IN VALUE

Fiscal Year 2015-2016

Location: CATHOLIC SOCIAL SERVICE, 243-A ARMY JUAN C. FEJERAN ST. BARRIGADA, 96913

Date Acquired	Item Description	QTY	MAKE/MODEL	SERIAL NUMBER	UNIT COST	leased or Donated by	Purchased/Leased with Program Funds or Program Income	LOCATION	Condition			% of Program Use	Remarks
									N	F	P		
Dec-06	2007 Stone White 7 Passenger Van	1	Dodge GR Caravan	1D4GPZ4RX7B160810		Purchased					X	100	Driver Window Roll Down
	2003 White Sedan	1	Mazda Protégé DX	JM11BJ225430138705				Alee II			X	100	
	2000 Blue 4 Door Sedan	1	Toyota Echo	JTOBT1235Y0094997				Alee I			X	100	
	1999 Beige 4 Door Sedan	1	Mazda Protégé	JM11BJ2223X0105321							X	100	CSS Main Office
Feb-09	2009 7 Seater White Wagon	1	Hyundai Vera Cruz	KM8NU13CO9U085462	26000	Purchased	S.T.O.P VAW Program Fund	Alee I			X	100	S.T.O.P VAW Grant
Jul-10	2010 White Wagon	1	Hyundai Elantra Touring	KMHDC8AU081561	16000	Purchased	Income Donation	Alee II			X	100	2008-VA-GX-0053 \$300 Donation \$178
Feb-12	2012 Gray Coupe	1	Kia Forte	KNAFU4AZ5C56515747	14995	Purchased	Income Donation	Admin			X	100	Triple J Motors


 Paula M. Perez, Program Manager


 Diana B. Calvo, Executive Director

**FY-2016 EXPENDITURE REPORT
CATHOLIC SOCIAL SERVICE
ALEE (ADULT)**

FOR THE MONTH ENDING: OCTOBER 31, 2015

PERSONNEL & BENEFITS COSTS (110/111)	ADMINISTRATIVE COSTS		SERVICE EXPENDITURES		TOTAL	
	CURRENT	CUMULATIVE	CURRENT	CUMULATIVE	CURRENT	Y-T-D CUMULATIVE
Salaries	\$ 1,893.99	\$ 1,893.99	\$ 11,910.00	\$ 11,910.00	\$ 13,803.99	\$ 13,803.99
FICA	\$ 144.89	\$ 144.89	\$ 911.12	\$ 911.12	\$ 1,056.01	\$ 1,056.01
Health & Welfare		\$ -	\$ 3,376.80	\$ 3,376.80	\$ 3,376.80	\$ 3,376.80
H & W FICA		\$ -	\$ 258.35	\$ 258.35	\$ 258.35	\$ 258.35
Subtotal (110/111)	\$ 2,038.88	\$ 2,038.88	\$ 16,456.27	\$ 16,456.27	\$ 18,495.15	\$ 18,495.15
TRAVEL (220)						
Local Mileage		\$ -		\$ -	\$ -	\$ -
		\$ -		\$ -	\$ -	\$ -
Sub Total (220)	\$ -	\$ -	\$ -	\$ -	\$ -	\$ -
CONTRACTUAL (230)						
Equipment Maintenance	\$ 123.06	\$ 123.06		\$ -	\$ 123.06	\$ 123.06
Lease Equipment	\$ 31.50	\$ 31.50	\$ 91.30	\$ 91.30	\$ 122.80	\$ 122.80
Building Rent	\$ 423.08	\$ 423.08		\$ -	\$ 423.08	\$ 423.08
Staff Certification/Training		\$ -	\$ 92.94	\$ 92.94	\$ 92.94	\$ 92.94
Drug Testing		\$ -		\$ -	\$ -	\$ -
Payroll Fee		\$ -	\$ 65.00	\$ 65.00	\$ 65.00	\$ 65.00
Insurance	\$ 156.00	\$ 156.00	\$ 82.72	\$ 82.72	\$ 238.72	\$ 238.72
Printing		\$ -		\$ -	\$ -	\$ -
Audit		\$ -		\$ -	\$ -	\$ -
Trash Removal	\$ 45.20	\$ 45.20	\$ 78.89	\$ 78.89	\$ 124.09	\$ 124.09
Workman's Compensation		\$ -	\$ 61.40	\$ 61.40	\$ 61.40	\$ 61.40
Building Maintenance		\$ -	\$ 32.00	\$ 32.00	\$ 32.00	\$ 32.00
		\$ -		\$ -	\$ -	\$ -
		\$ -		\$ -	\$ -	\$ -
		\$ -		\$ -	\$ -	\$ -
Subtotal (230)	\$ 778.84	\$ 778.84	\$ 504.25	\$ 504.25	\$ 1,283.09	\$ 1,283.09
SUPPLIES AND MATERIALS (240)						
Office Supplies	\$ 20.39	\$ 20.39	\$ -	\$ -	\$ 20.39	\$ 20.39
Household Supplies		\$ -	\$ -	\$ -	\$ -	\$ -
Food		\$ -	\$ -	\$ -	\$ -	\$ -
Fuel		\$ -	\$ -	\$ -	\$ -	\$ -
Subtotal (240)	\$ 20.39	\$ 20.39	\$ -	\$ -	\$ 20.39	\$ 20.39
EQUIPMENT (250) (under \$5000.00)						
		\$ -		\$ -	\$ -	\$ -
		\$ -		\$ -	\$ -	\$ -
Subtotal (250)	\$ -	\$ -	\$ -	\$ -	\$ -	\$ -
MISCELLANEOUS (290)						
		\$ -		\$ -	\$ -	\$ -
		\$ -		\$ -	\$ -	\$ -
		\$ -		\$ -	\$ -	\$ -
Subtotal (290)	\$ -	\$ -	\$ -	\$ -	\$ -	\$ -
UTILITIES (360)						
Power	\$ 171.18	\$ 171.18	\$ -	\$ -	\$ 171.18	\$ 171.18
Water	\$ 14.52	\$ 14.52	\$ -	\$ -	\$ 14.52	\$ 14.52
Telephone/Facsimile	\$ 115.42	\$ 115.42	\$ -	\$ -	\$ 115.42	\$ 115.42
Subtotal (360)	\$ 301.12	\$ 301.12	\$ -	\$ -	\$ 301.12	\$ 301.12
CAPITAL OUTLAY (450) (over \$5000.00)						
		\$ -		\$ -	\$ -	\$ -
		\$ -		\$ -	\$ -	\$ -
Subtotal (450)	\$ -	\$ -	\$ -	\$ -	\$ -	\$ -
GRAND TOTAL	\$ 3,139.23	\$ 3,139.23	\$ 16,960.52	\$ 16,960.52	\$ 20,099.75	\$ 20,099.75

**FY-2016 EXPENDITURE REPORT
CATHOLIC SOCIAL SERVICE
ALEE SHELTER (CHILDREN)**

FOR THE MONTH ENDING: OCTOBER 31, 2015

PERSONNEL & BENEFITS COSTS (110/111)	ADMINISTRATIVE COSTS		SERVICE EXPENDITURES		TOTAL	
	CURRENT	CUMULATIVE	CURRENT	CUMULATIVE	CURRENT	Y-T-D CUMULATIVE
Salaries	\$ 1,138.20	\$ 1,138.20	\$ 16,063.28	\$ 16,063.28	\$ 17,201.48	\$ 17,201.48
FICA	\$ 94.29	\$ 94.29	\$ 1,228.87	\$ 1,228.87	\$ 1,323.16	\$ 1,323.16
Health & Welfare		\$ -	\$ 6,399.84	\$ 6,399.84	\$ 6,399.84	\$ 6,399.84
H & W FICA		\$ -	\$ 489.63	\$ 489.63	\$ 489.63	\$ 489.63
Subtotal (110/111)	\$ 1,232.49	\$ 1,232.49	\$ 24,181.62	\$ 24,181.62	\$ 25,414.11	\$ 25,414.11
TRAVEL (220)						
Local Mileage		\$ -		\$ -	\$ -	\$ -
		\$ -		\$ -	\$ -	\$ -
Sub Total (220)	\$ -	\$ -	\$ -	\$ -	\$ -	\$ -
CONTRACTUAL (230)						
Equipment Maintenance	\$ 106.89	\$ 106.89		\$ -	\$ 106.89	\$ 106.89
Lease Equipment	\$ 15.10	\$ 15.10		\$ -	\$ 15.10	\$ 15.10
Building Rent	\$ 261.31	\$ 261.31	\$ 2,300.00	\$ 2,300.00	\$ 2,561.31	\$ 2,561.31
Staff Certification/Training		\$ -	\$ 7.14	\$ 7.14	\$ 7.14	\$ 7.14
Drug Testing		\$ -		\$ -	\$ -	\$ -
Payroll Fee		\$ -	\$ 59.78	\$ 59.78	\$ 59.78	\$ 59.78
Insurance	\$ 74.77	\$ 74.77	\$ 82.72	\$ 82.72	\$ 157.49	\$ 157.49
Printing		\$ -		\$ -	\$ -	\$ -
Audit		\$ -		\$ -	\$ -	\$ -
Trash Removal	\$ 21.66	\$ 21.66		\$ -	\$ 21.66	\$ 21.66
Workman's Compensation		\$ -	\$ 98.60	\$ 98.60	\$ 98.60	\$ 98.60
Building Maintenance		\$ -		\$ -	\$ -	\$ -
		\$ -		\$ -	\$ -	\$ -
		\$ -		\$ -	\$ -	\$ -
Subtotal (230)	\$ 479.73	\$ 479.73	\$ 2,548.24	\$ 2,548.24	\$ 3,027.97	\$ 3,027.97
SUPPLIES AND MATERIALS (240)						
Office Supplies	\$ 9.78	\$ 9.78	\$ -	\$ -	\$ 9.78	\$ 9.78
Household Supplies		\$ -		\$ -	\$ -	\$ -
Food		\$ -	\$ -	\$ -	\$ -	\$ -
Fuel		\$ -	\$ -	\$ -	\$ -	\$ -
Subtotal (240)	\$ 9.78	\$ 9.78	\$ -	\$ -	\$ 9.78	\$ 9.78
EQUIPMENT (250) (under \$5000.00)						
		\$ -		\$ -	\$ -	\$ -
		\$ -		\$ -	\$ -	\$ -
Subtotal (250)	\$ -	\$ -	\$ -	\$ -	\$ -	\$ -
MISCELLANEOUS (290)						
Miscellaneous		\$ -		\$ -	\$ -	\$ -
		\$ -		\$ -	\$ -	\$ -
Subtotal (290)	\$ -	\$ -	\$ -	\$ -	\$ -	\$ -
UTILITIES (360)						
Power	\$ 82.04	\$ 82.04	\$ 870.22	\$ 870.22	\$ 952.26	\$ 952.26
Water	\$ 6.96	\$ 6.96	\$ 81.17	\$ 81.17	\$ 88.13	\$ 88.13
Telephone/Facsimile	\$ 55.32	\$ 55.32	\$ 81.85	\$ 81.85	\$ 137.17	\$ 137.17
Subtotal (360)	\$ 144.32	\$ 144.32	\$ 1,033.24	\$ 1,033.24	\$ 1,177.56	\$ 1,177.56
CAPITAL OUTLAY (450) (over \$5000.00)						
		\$ -		\$ -	\$ -	\$ -
		\$ -		\$ -	\$ -	\$ -
Subtotal (450)	\$ -	\$ -	\$ -	\$ -	\$ -	\$ -
GRAND TOTAL	\$ 1,866.32	\$ 1,866.32	\$ 27,763.10	\$ 27,763.10	\$ 29,629.42	\$ 29,629.42

**FY-2016 EXPENDITURE REPORT
CATHOLIC SOCIAL SERVICE
ALEE (ADULT)**

FOR THE MONTH ENDING: NOVEMBER 30, 2015

PERSONNEL & BENEFITS COSTS (d10/111)	ADMINISTRATIVE COSTS		SERVICE EXPENDITURES		TOTAL	
	CURRENT	CUMULATIVE	CURRENT	CUMULATIVE	CURRENT	Y-T-D CUMULATIVE
Salaries	\$ 1,893.98	\$ 3,787.97	\$ 11,916.66	\$ 23,826.66	\$ 13,810.64	\$ 27,614.63
FICA	\$ 144.89	\$ 289.78	\$ 911.62	\$ 1,822.74	\$ 1,056.51	\$ 2,112.52
Health & Welfare		\$ -	\$ 3,832.40	\$ 7,209.20	\$ 3,832.40	\$ 7,209.20
H & W FICA		\$ -	\$ 293.17	\$ 551.52	\$ 293.17	\$ 551.52
Subtotal (110/111)	\$ 2,038.87	\$ 4,077.75	\$ 16,953.85	\$ 33,410.12	\$ 18,992.72	\$ 37,487.87
TRAVEL (220)						
Local Mileage		\$ -		\$ -	\$ -	\$ -
		\$ -		\$ -	\$ -	\$ -
Sub Total (220)	\$ -	\$ -	\$ -	\$ -	\$ -	\$ -
CONTRACTUAL (230)						
Equipment Maintenance	\$ 123.06	\$ 246.12	\$ 208.33	\$ 208.33	\$ 331.39	\$ 454.45
Lease Equipment	\$ 31.50	\$ 63.00	\$ 82.50	\$ 173.80	\$ 114.00	\$ 236.80
Building Rent	\$ 423.08	\$ 846.16		\$ -	\$ 423.08	\$ 846.16
Staff Certification/Training		\$ -	\$ 68.33	\$ 161.27	\$ 68.33	\$ 161.27
Drug Testing				\$ -	\$ -	\$ -
Payroll Fee		\$ -	\$ 32.66	\$ 97.66	\$ 32.66	\$ 97.66
Insurance	\$ 156.00	\$ 312.00	\$ 198.33	\$ 281.05	\$ 354.33	\$ 593.05
Printing		\$ -		\$ -	\$ -	\$ -
Audit		\$ -	\$ 172.30	\$ 172.30	\$ 172.30	\$ 172.30
Trash Removal	\$ 45.20	\$ 90.40	\$ 366.25	\$ 445.14	\$ 411.45	\$ 535.54
Workman's Compensation		\$ -	\$ 116.66	\$ 178.06	\$ 116.66	\$ 178.06
Building Maintenance		\$ -	\$ 208.33	\$ 240.33	\$ 208.33	\$ 240.33
		\$ -		\$ -	\$ -	\$ -
		\$ -		\$ -	\$ -	\$ -
		\$ -		\$ -	\$ -	\$ -
Subtotal (230)	\$ 778.84	\$ 1,557.68	\$ 1,453.69	\$ 1,957.94	\$ 2,232.53	\$ 3,515.62
SUPPLIES AND MATERIALS (240)						
Office Supplies	\$ 20.39	\$ 40.78		\$ -	\$ 20.39	\$ 40.78
Household Supplies		\$ -		\$ -	\$ -	\$ -
Food		\$ -		\$ -	\$ -	\$ -
Fuel		\$ -		\$ -	\$ -	\$ -
Subtotal (240)	\$ 20.39	\$ 40.78	\$ -	\$ -	\$ 20.39	\$ 40.78
EQUIPMENT (250) (under \$5000.00)						
		\$ -		\$ -	\$ -	\$ -
		\$ -		\$ -	\$ -	\$ -
Subtotal (250)	\$ -	\$ -	\$ -	\$ -	\$ -	\$ -
MISCELLANEOUS (290)						
Client Assistance		\$ -		\$ -	\$ -	\$ -
License/fees		\$ -		\$ -	\$ -	\$ -
		\$ -		\$ -	\$ -	\$ -
Subtotal (290)	\$ -	\$ -	\$ -	\$ -	\$ -	\$ -
UTILITIES (360)						
Power	\$ 171.18	\$ 342.36	\$ -	\$ -	\$ 171.18	\$ 342.36
Water	\$ 14.52	\$ 29.04	\$ -	\$ -	\$ 14.52	\$ 29.04
Telephone/Facsimile	\$ 115.42	\$ 230.84	\$ -	\$ -	\$ 115.42	\$ 230.84
Subtotal (360)	\$ 301.12	\$ 602.24	\$ -	\$ -	\$ 301.12	\$ 602.24
CAPITAL OUTLAY (450) (over \$5000.00)						
		\$ -		\$ -	\$ -	\$ -
		\$ -		\$ -	\$ -	\$ -
Subtotal (450)	\$ -	\$ -	\$ -	\$ -	\$ -	\$ -
GRAND TOTAL	\$ 3,139.22	\$ 6,278.45	\$ 18,407.54	\$ 35,368.06	\$ 21,546.76	\$ 41,646.51

**FY-2016 EXPENDITURE REPORT
CATHOLIC SOCIAL SERVICE
ALEE SHELTER (CHILDREN)**

FOR THE MONTH ENDING: NOVEMBER 30, 2015

PERSONNEL & BENEFITS COSTS (110/111)	ADMINISTRATIVE COSTS		SERVICE EXPENDITURES		TOTAL	
	CURRENT	CUMULATIVE	CURRENT	CUMULATIVE	CURRENT	Y-T-D CUMULATIVE
Salaries	\$ 2,164.55	\$ 3,302.75	\$ 14,860.96	\$ 30,924.24	\$ 17,025.51	\$ 34,226.99
FICA	\$ 165.59	\$ 259.88	\$ 1,136.86	\$ 2,365.73	\$ 1,302.45	\$ 2,625.61
Health & Welfare		\$ -	\$ 5,402.88	\$ 11,802.72	\$ 5,402.88	\$ 11,802.72
H & W FICA		\$ -	\$ 413.32	\$ 902.95	\$ 413.32	\$ 902.95
Subtotal (110/111)	\$ 2,330.14	\$ 3,562.63	\$ 21,814.02	\$ 45,995.64	\$ 24,144.16	\$ 49,558.27
TRAVEL (220)						
Local Mileage		\$ -		\$ -	\$ -	\$ -
		\$ -		\$ -	\$ -	\$ -
Sub Total (220)	\$ -	\$ -	\$ -	\$ -	\$ -	\$ -
CONTRACTUAL (230)						
Equipment Maintenance	\$ 101.05	\$ 207.94	\$ -	\$ -	\$ 101.05	\$ 207.94
Lease Equipment	\$ 36.00	\$ 51.10	\$ -	\$ -	\$ 36.00	\$ 51.10
Building Rent	\$ 523.12	\$ 784.43	\$ 2,300.00	\$ 4,600.00	\$ 2,823.12	\$ 5,384.43
Staff Certification/Training		\$ -	\$ -	\$ 7.14	\$ -	\$ 7.14
Drug Testing			\$ -	\$ -	\$ -	\$ -
Payroll Fee		\$ -	\$ -	\$ 59.78	\$ -	\$ 59.78
Insurance	\$ 178.29	\$ 253.06	\$ -	\$ 82.72	\$ 178.29	\$ 335.78
Printing		\$ -		\$ -	\$ -	\$ -
Audit		\$ -	\$ -	\$ -	\$ -	\$ -
Trash Removal	\$ 51.65	\$ 73.31	\$ -	\$ -	\$ 51.65	\$ 73.31
Workman's Compensation		\$ -	\$ -	\$ 98.60	\$ -	\$ 98.60
Building Maintenance		\$ -	\$ -	\$ -	\$ -	\$ -
		\$ -		\$ -	\$ -	\$ -
		\$ -		\$ -	\$ -	\$ -
		\$ -		\$ -	\$ -	\$ -
Subtotal (230)	\$ 890.11	\$ 1,369.84	\$ 2,300.00	\$ 4,848.24	\$ 3,190.11	\$ 6,218.08
SUPPLIES AND MATERIALS (240)						
Office Supplies	\$ 23.31	\$ 33.09		\$ -	\$ 23.31	\$ 33.09
Household Supplies		\$ -		\$ -	\$ -	\$ -
Food		\$ -		\$ -	\$ -	\$ -
Fuel		\$ -		\$ -	\$ -	\$ -
Subtotal (240)	\$ 23.31	\$ 33.09	\$ -	\$ -	\$ 23.31	\$ 33.09
EQUIPMENT (250) (under \$5000.00)						
		\$ -		\$ -	\$ -	\$ -
		\$ -		\$ -	\$ -	\$ -
Subtotal (250)	\$ -	\$ -	\$ -	\$ -	\$ -	\$ -
MISCELLANEOUS (290)						
Miscellaneous		\$ -		\$ -	\$ -	\$ -
		\$ -		\$ -	\$ -	\$ -
		\$ -		\$ -	\$ -	\$ -
Subtotal (290)	\$ -	\$ -	\$ -	\$ -	\$ -	\$ -
UTILITIES (360)						
Power	\$ 195.63	\$ 277.67	\$ 222.70	\$ 1,092.92	\$ 418.33	\$ 1,370.59
Water	\$ 16.59	\$ 23.55	\$ 189.50	\$ 270.67	\$ 206.09	\$ 294.22
Telephone/Facsimile	\$ 131.91	\$ 187.23	\$ 68.50	\$ 150.35	\$ 200.41	\$ 337.58
Subtotal (360)	\$ 344.13	\$ 488.45	\$ 480.70	\$ 1,513.94	\$ 824.83	\$ 2,002.39
CAPITAL OUTLAY (450) (over \$5000.00)						
		\$ -		\$ -	\$ -	\$ -
		\$ -		\$ -	\$ -	\$ -
Subtotal (450)	\$ -	\$ -	\$ -	\$ -	\$ -	\$ -
GRAND TOTAL	\$ 3,587.69	\$ 5,454.01	\$ 24,594.72	\$ 52,357.82	\$ 28,182.41	\$ 57,811.83

**FY-2016 EXPENDITURE REPORT
CATHOLIC SOCIAL SERVICE
ALEE (ADULT)**

FOR THE MONTH ENDING: DECEMBER 31, 2015

PERSONNEL & BENEFITS COSTS (110/111)	ADMINISTRATIVE COSTS		SERVICE EXPENDITURES		TOTAL	
	CURRENT	CUMULATIVE	CURRENT	CUMULATIVE	CURRENT	Y-T-D CUMULATIVE
Salaries	\$ 1,893.98	\$ 5,681.95	\$ 12,452.00	\$ 36,278.66	\$ 14,345.98	\$ 41,960.61
FICA	\$ 144.89	\$ 434.67	\$ 952.58	\$ 2,775.32	\$ 1,097.47	\$ 3,209.99
Health & Welfare		\$ -	\$ 3,537.60	\$ 10,746.80	\$ 3,537.60	\$ 10,746.80
H & W FICA		\$ -	\$ 270.65	\$ 822.17	\$ 270.65	\$ 822.17
Subtotal (110/111)	\$ 2,038.87	\$ 6,116.62	\$ 17,212.83	\$ 50,622.95	\$ 19,251.70	\$ 56,739.57
TRAVEL (220)						
Local Mileage		\$ -		\$ -	\$ -	\$ -
		\$ -		\$ -	\$ -	\$ -
Sub Total (220)	\$ -	\$ -	\$ -	\$ -	\$ -	\$ -
CONTRACTUAL (230)						
Equipment Maintenance	\$ 123.06	\$ 369.18	\$ 157.68	\$ 366.01	\$ 280.74	\$ 735.19
Lease Equipment	\$ 31.50	\$ 94.50	\$ 82.50	\$ 256.30	\$ 114.00	\$ 350.80
Building Rent	\$ 423.08	\$ 1,269.24		\$ -	\$ 423.08	\$ 1,269.24
Staff Certification/Training		\$ -	\$ 68.33	\$ 229.60	\$ 68.33	\$ 229.60
Drug Testing		\$ -		\$ -	\$ -	\$ -
Payroll Fee		\$ -	\$ 32.66	\$ 130.32	\$ 32.66	\$ 130.32
Insurance	\$ 156.00	\$ 468.00	\$ 198.33	\$ 479.38	\$ 354.33	\$ 947.38
Printing		\$ -		\$ -	\$ -	\$ -
Audit		\$ -	\$ 172.30	\$ 344.60	\$ 172.30	\$ 344.60
Trash Removal	\$ 45.20	\$ 135.60	\$ 366.25	\$ 811.39	\$ 411.45	\$ 946.99
Workman's Compensation		\$ -	\$ 116.66	\$ 294.72	\$ 116.66	\$ 294.72
Building Maintenance		\$ -		\$ 240.33	\$ -	\$ 240.33
		\$ -		\$ -	\$ -	\$ -
		\$ -		\$ -	\$ -	\$ -
		\$ -		\$ -	\$ -	\$ -
Subtotal (230)	\$ 778.84	\$ 2,336.52	\$ 1,194.71	\$ 3,152.65	\$ 1,973.55	\$ 5,489.17
SUPPLIES AND MATERIALS (240)						
Office Supplies	\$ 20.39	\$ 61.17		\$ -	\$ 20.39	\$ 61.17
Household Supplies		\$ -		\$ -	\$ -	\$ -
Food		\$ -		\$ -	\$ -	\$ -
Fuel		\$ -		\$ -	\$ -	\$ -
Subtotal (240)	\$ 20.39	\$ 61.17	\$ -	\$ -	\$ 20.39	\$ 61.17
EQUIPMENT (250) (under \$5000.00)						
		\$ -		\$ -	\$ -	\$ -
		\$ -		\$ -	\$ -	\$ -
Subtotal (250)	\$ -	\$ -	\$ -	\$ -	\$ -	\$ -
MISCELLANEOUS (290)						
Client Assistance		\$ -		\$ -	\$ -	\$ -
License/fees		\$ -		\$ -	\$ -	\$ -
		\$ -		\$ -	\$ -	\$ -
Subtotal (290)	\$ -	\$ -	\$ -	\$ -	\$ -	\$ -
UTILITIES (360)						
Power	\$ 171.18	\$ 513.54		\$ -	\$ 171.18	\$ 513.54
Water	\$ 14.52	\$ 43.56		\$ -	\$ 14.52	\$ 43.56
Telephone/Facsimile	\$ 115.42	\$ 346.26		\$ -	\$ 115.42	\$ 346.26
Subtotal (360)	\$ 301.12	\$ 903.36	\$ -	\$ -	\$ 301.12	\$ 903.36
CAPITAL OUTLAY (450) (over \$5000.00)						
		\$ -		\$ -	\$ -	\$ -
		\$ -		\$ -	\$ -	\$ -
Subtotal (450)	\$ -	\$ -	\$ -	\$ -	\$ -	\$ -
GRAND TOTAL	\$ 3,139.22	\$ 9,417.67	\$ 18,407.54	\$ 53,775.60	\$ 21,546.76	\$ 63,193.27

**FY-2016 EXPENDITURE REPORT
CATHOLIC SOCIAL SERVICE
ALEE SHELTER (CHILDREN)**

FOR THE MONTH ENDING: DECEMBER 31, 2015

PERSONNEL & BENEFITS COSTS (110/111)	ADMINISTRATIVE COSTS		SERVICE EXPENDITURES		TOTAL	
	CURRENT	CUMULATIVE	CURRENT	CUMULATIVE	CURRENT	Y-T-D CUMULATIVE
Salaries	\$ 2,164.55	\$ 5,467.30	\$ 14,610.32	\$ 45,534.56	\$ 16,774.87	\$ 51,001.86
FICA	\$ 165.59	\$ 425.47	\$ 1,117.70	\$ 3,483.43	\$ 1,283.29	\$ 3,908.90
Health & Welfare		\$ -	\$ 5,820.96	\$ 17,623.68	\$ 5,820.96	\$ 17,623.68
H & W FICA		\$ -	\$ 445.34	\$ 1,348.29	\$ 445.34	\$ 1,348.29
Subtotal (110/111)	\$ 2,330.14	\$ 5,892.77	\$ 21,994.32	\$ 67,989.96	\$ 24,324.46	\$ 73,882.73
TRAVEL (220)						
Local Mileage		\$ -		\$ -	\$ -	\$ -
		\$ -		\$ -	\$ -	\$ -
Sub Total (220)	\$ -	\$ -	\$ -	\$ -	\$ -	\$ -
CONTRACTUAL (230)						
Equipment Maintenance	\$ 101.05	\$ 308.99		\$ -	\$ 101.05	\$ 308.99
Lease Equipment	\$ 36.00	\$ 87.10		\$ -	\$ 36.00	\$ 87.10
Building Rent	\$ 523.12	\$ 1,307.55	\$ 2,300.00	\$ 6,900.00	\$ 2,823.12	\$ 8,207.55
Staff Certification/Training		\$ -		\$ 7.14	\$ -	\$ 7.14
Drug Testing		\$ -		\$ -	\$ -	\$ -
Payroll Fee		\$ -		\$ 59.78	\$ -	\$ 59.78
Insurance	\$ 178.29	\$ 431.35		\$ 82.72	\$ 178.29	\$ 514.07
Printing		\$ -		\$ -	\$ -	\$ -
Audit		\$ -		\$ -	\$ -	\$ -
Trash Removal	\$ 51.65	\$ 124.96		\$ -	\$ 51.65	\$ 124.96
Workman's Compensation		\$ -		\$ 98.60	\$ -	\$ 98.60
Building Maintenance		\$ -		\$ -	\$ -	\$ -
		\$ -		\$ -	\$ -	\$ -
		\$ -		\$ -	\$ -	\$ -
		\$ -		\$ -	\$ -	\$ -
Subtotal (230)	\$ 890.11	\$ 2,259.95	\$ 2,300.00	\$ 7,148.24	\$ 3,190.11	\$ 9,408.19
SUPPLIES AND MATERIALS (240)						
Office Supplies	\$ 23.31	\$ 56.40		\$ -	\$ 23.31	\$ 56.40
Household Supplies		\$ -		\$ -	\$ -	\$ -
Food		\$ -		\$ -	\$ -	\$ -
Fuel		\$ -		\$ -	\$ -	\$ -
Subtotal (240)	\$ 23.31	\$ 56.40	\$ -	\$ -	\$ 23.31	\$ 56.40
EQUIPMENT (250) (under \$5000.00)						
		\$ -		\$ -	\$ -	\$ -
		\$ -		\$ -	\$ -	\$ -
Subtotal (250)	\$ -	\$ -	\$ -	\$ -	\$ -	\$ -
MISCELLANEOUS (290)						
Miscellaneous		\$ -		\$ -	\$ -	\$ -
		\$ -		\$ -	\$ -	\$ -
		\$ -		\$ -	\$ -	\$ -
Subtotal (290)	\$ -	\$ -	\$ -	\$ -	\$ -	\$ -
UTILITIES (360)						
Power	\$ 195.63	\$ 473.30	\$ 42.40	\$ 1,135.32	\$ 238.03	\$ 1,608.62
Water	\$ 16.59	\$ 40.14	\$ 189.50	\$ 460.17	\$ 206.09	\$ 500.31
Telephone/Facsimile	\$ 131.91	\$ 319.14	\$ 68.50	\$ 218.85	\$ 200.41	\$ 537.99
Subtotal (360)	\$ 344.13	\$ 832.58	\$ 300.40	\$ 1,814.34	\$ 644.53	\$ 2,646.92
CAPITAL OUTLAY (450) (over \$5000.00)						
		\$ -		\$ -	\$ -	\$ -
		\$ -		\$ -	\$ -	\$ -
Subtotal (450)	\$ -	\$ -	\$ -	\$ -	\$ -	\$ -
GRAND TOTAL	\$ 3,587.69	\$ 9,041.70	\$ 24,594.72	\$ 76,952.54	\$ 28,182.41	\$ 85,994.24

**FY-2015 EXPENDITURE REPORT
CATHOLIC SOCIAL SERVICE
ALEE (ADULT)**

FOR THE MONTH ENDING: JANUARY 31, 2016

PERSONNEL & BENEFITS COSTS (110/111)	ADMINISTRATIVE COSTS		SERVICE EXPENDITURES		TOTAL	
	CURRENT	CUMULATIVE	CURRENT	CUMULATIVE	CURRENT	Y-T-D CUMULATIVE
Salaries	\$ 1,893.98	\$ 7,575.93	\$ 12,452.00	\$ 48,730.66	\$ 14,345.98	\$ 56,306.59
FICA	\$ 144.89	\$ 579.56	\$ 952.58	\$ 3,727.90	\$ 1,097.47	\$ 4,307.46
Health & Welfare		\$ -	\$ 3,537.60	\$ 14,284.40	\$ 3,537.60	\$ 14,284.40
H & W FICA		\$ -	\$ 270.65	\$ 1,092.82	\$ 270.65	\$ 1,092.82
Subtotal (110/111)	\$ 2,038.87	\$ 8,155.49	\$ 17,212.83	\$ 67,835.78	\$ 19,251.70	\$ 75,991.27
TRAVEL (220)						
Local Mileage		\$ -		\$ -	\$ -	\$ -
		\$ -		\$ -	\$ -	\$ -
Sub Total (220)	\$ -	\$ -	\$ -	\$ -	\$ -	\$ -
CONTRACTUAL (230)						
Equipment Maintenance	\$ 123.06	\$ 492.24	\$ 157.68	\$ 523.69	\$ 280.74	\$ 1,015.93
Lease Equipment	\$ 31.50	\$ 126.00	\$ 82.50	\$ 338.80	\$ 114.00	\$ 464.80
Building Rent	\$ 423.08	\$ 1,692.32		\$ -	\$ 423.08	\$ 1,692.32
Staff Certification/Training		\$ -	\$ 68.33	\$ 297.93	\$ 68.33	\$ 297.93
Drug Testing				\$ -	\$ -	\$ -
Payroll Fee		\$ -	\$ 32.66	\$ 162.98	\$ 32.66	\$ 162.98
Insurance	\$ 156.00	\$ 624.00	\$ 198.33	\$ 677.71	\$ 354.33	\$ 1,301.71
Printing		\$ -		\$ -	\$ -	\$ -
Audit		\$ -	\$ 172.30	\$ 516.90	\$ 172.30	\$ 516.90
Trash Removal	\$ 45.20	\$ 180.80	\$ 366.25	\$ 1,177.64	\$ 411.45	\$ 1,358.44
Workman's Compensation		\$ -		\$ 294.72	\$ -	\$ 294.72
Building Maintenance		\$ -	\$ 116.66	\$ 356.99	\$ 116.66	\$ 356.99
		\$ -		\$ -	\$ -	\$ -
		\$ -		\$ -	\$ -	\$ -
		\$ -		\$ -	\$ -	\$ -
Subtotal (230)	\$ 778.84	\$ 3,115.36	\$ 1,194.71	\$ 4,347.36	\$ 1,973.55	\$ 7,462.72
SUPPLIES AND MATERIALS (240)						
Office Supplies	\$ 20.39	\$ 81.56	\$ -	\$ -	\$ 20.39	\$ 81.56
Household Supplies		\$ -		\$ -	\$ -	\$ -
Food		\$ -		\$ -	\$ -	\$ -
Fuel		\$ -		\$ -	\$ -	\$ -
Subtotal (240)	\$ 20.39	\$ 81.56	\$ -	\$ -	\$ 20.39	\$ 81.56
EQUIPMENT (250) (under \$5000.00)						
		\$ -		\$ -	\$ -	\$ -
		\$ -		\$ -	\$ -	\$ -
Subtotal (250)	\$ -	\$ -	\$ -	\$ -	\$ -	\$ -
MISCELLANEOUS (290)						
		\$ -		\$ -	\$ -	\$ -
		\$ -		\$ -	\$ -	\$ -
		\$ -		\$ -	\$ -	\$ -
Subtotal (290)	\$ -	\$ -	\$ -	\$ -	\$ -	\$ -
UTILITIES (360)						
Power	\$ 171.18	\$ 684.72	\$ -	\$ -	\$ 171.18	\$ 684.72
Water	\$ 14.52	\$ 58.08	\$ -	\$ -	\$ 14.52	\$ 58.08
Telephone/Facsimile	\$ 115.42	\$ 461.68		\$ -	\$ 115.42	\$ 461.68
Subtotal (360)	\$ 301.12	\$ 1,204.48	\$ -	\$ -	\$ 301.12	\$ 1,204.48
CAPITAL OUTLAY (450) (over \$5000.00)						
		\$ -		\$ -	\$ -	\$ -
		\$ -		\$ -	\$ -	\$ -
Subtotal (450)	\$ -	\$ -	\$ -	\$ -	\$ -	\$ -
GRAND TOTAL	\$ 3,139.22	\$ 12,556.89	\$ 18,407.54	\$ 72,183.14	\$ 21,546.76	\$ 84,740.03

**FY-2015 EXPENDITURE REPORT
CATHOLIC SOCIAL SERVICE
ALEE SHELTER (CHILDREN)**

FOR THE MONTH ENDING: JANUARY 31, 2016

PERSONNEL & BENEFITS COSTS (110/111)	ADMINISTRATIVE COSTS		SERVICE EXPENDITURES		TOTAL	
	CURRENT	CUMULATIVE	CURRENT	CUMULATIVE	CURRENT	Y-T-D CUMULATIVE
Salaries	\$ 2,164.55	\$ 7,631.85	\$ 14,610.32	\$ 60,144.88	\$ 16,774.87	\$ 67,776.73
FICA	\$ 165.59	\$ 591.06	\$ 1,117.70	\$ 4,601.13	\$ 1,283.29	\$ 5,192.19
Health & Welfare		\$ -	\$ 5,820.96	\$ 23,444.64	\$ 5,820.96	\$ 23,444.64
H & W FICA		\$ -	\$ 445.34	\$ 1,793.63	\$ 445.34	\$ 1,793.63
Subtotal (110/111)	\$ 2,330.14	\$ 8,222.91	\$ 21,994.32	\$ 89,984.28	\$ 24,324.46	\$ 98,207.19
TRAVEL (220)						
Local Mileage		\$ -		\$ -	\$ -	\$ -
		\$ -		\$ -	\$ -	\$ -
Sub Total (220)	\$ -	\$ -	\$ -	\$ -	\$ -	\$ -
CONTRACTUAL (230)						
Equipment Maintenance	\$ 101.05	\$ 410.04		\$ -	\$ 101.05	\$ 410.04
Lease Equipment	\$ 36.00	\$ 123.10		\$ -	\$ 36.00	\$ 123.10
Building Rent	\$ 523.12	\$ 1,830.67	\$ 2,300.00	\$ 9,200.00	\$ 2,823.12	\$ 11,030.67
Staff Certification/Training		\$ -		\$ 7.14	\$ -	\$ 7.14
Drug Testing		\$ -		\$ -	\$ -	\$ -
Payroll Fee		\$ -		\$ 59.78	\$ -	\$ 59.78
Insurance	\$ 178.29	\$ 609.64		\$ 82.72	\$ 178.29	\$ 692.36
Printing		\$ -		\$ -	\$ -	\$ -
Audit		\$ -		\$ -	\$ -	\$ -
Trash Removal	\$ 51.65	\$ 176.61		\$ -	\$ 51.65	\$ 176.61
Workman's Compensation		\$ -		\$ 98.60	\$ -	\$ 98.60
Building Maintenance		\$ -		\$ -	\$ -	\$ -
		\$ -		\$ -	\$ -	\$ -
		\$ -		\$ -	\$ -	\$ -
		\$ -		\$ -	\$ -	\$ -
Subtotal (230)	\$ 890.11	\$ 3,150.06	\$ 2,300.00	\$ 9,448.24	\$ 3,190.11	\$ 12,598.30
SUPPLIES AND MATERIALS (240)						
Office Supplies	\$ 23.31	\$ 79.71		\$ -	\$ 23.31	\$ 79.71
Household Supplies		\$ -		\$ -	\$ -	\$ -
Food		\$ -		\$ -	\$ -	\$ -
Fuel		\$ -		\$ -	\$ -	\$ -
Subtotal (240)	\$ 23.31	\$ 79.71	\$ -	\$ -	\$ 23.31	\$ 79.71
EQUIPMENT (250 under \$5000.00)						
		\$ -		\$ -	\$ -	\$ -
		\$ -		\$ -	\$ -	\$ -
Subtotal (250)	\$ -	\$ -	\$ -	\$ -	\$ -	\$ -
MISCELLANEOUS (290)						
Miscellaneous		\$ -		\$ -	\$ -	\$ -
		\$ -		\$ -	\$ -	\$ -
		\$ -		\$ -	\$ -	\$ -
Subtotal (290)	\$ -	\$ -	\$ -	\$ -	\$ -	\$ -
UTILITIES (360)						
Power	\$ 195.63	\$ 668.93	\$ 42.40	\$ 1,177.72	\$ 238.03	\$ 1,846.65
Water	\$ 16.59	\$ 56.73	\$ 189.50	\$ 649.67	\$ 206.09	\$ 706.40
Telephone/Facsimile	\$ 131.91	\$ 451.05	\$ 68.50	\$ 287.35	\$ 200.41	\$ 738.40
Subtotal (360)	\$ 344.13	\$ 1,176.71	\$ 300.40	\$ 2,114.74	\$ 644.53	\$ 3,291.45
CAPITAL OUTLAY (450) (over \$5000.00)						
		\$ -		\$ -	\$ -	\$ -
		\$ -		\$ -	\$ -	\$ -
Subtotal (450)	\$ -	\$ -	\$ -	\$ -	\$ -	\$ -
GRAND TOTAL	\$ 3,587.69	\$ 12,629.39	\$ 24,594.72	\$ 101,547.26	\$ 28,182.41	\$ 114,176.65

**FY-2016 EXPENDITURE REPORT
CATHOLIC SOCIAL SERVICE
ALEE (ADULT)**

FOR THE MONTH ENDING: FEBRUARY 29, 2016

PERSONNEL & BENEFITS COSTS (110/111)	ADMINISTRATIVE COSTS		SERVICE EXPENDITURES		TOTAL	
	CURRENT	CUMULATIVE	CURRENT	CUMULATIVE	CURRENT	Y-T-D CUMULATIVE
Salaries	\$ 1,893.98	\$ 9,469.91	\$ 12,702.00	\$ 61,432.66	\$ 14,595.98	\$ 70,902.57
FICA	\$ 144.89	\$ 724.45	\$ 971.71	\$ 4,699.61	\$ 1,116.60	\$ 5,424.06
Health & Welfare		\$ -	\$ 3,344.64	\$ 17,629.04	\$ 3,344.64	\$ 17,629.04
H & W FICA		\$ -	\$ 255.88	\$ 1,348.70	\$ 255.88	\$ 1,348.70
Subtotal (110/111)	\$ 2,038.87	\$ 10,194.36	\$ 17,274.23	\$ 85,110.01	\$ 19,313.10	\$ 95,304.37
TRAVEL (220)						
Local Mileage		\$ -		\$ -	\$ -	\$ -
		\$ -		\$ -	\$ -	\$ -
Sub Total (220)	\$ -	\$ -	\$ -	\$ -	\$ -	\$ -
CONTRACTUAL (230)						
Equipment Maintenance	\$ 123.06	\$ 615.30	\$ 208.00	\$ 731.69	\$ 331.06	\$ 1,346.99
Lease Equipment	\$ 31.50	\$ 157.50	\$ 381.23	\$ 720.03	\$ 412.73	\$ 877.53
Building Rent	\$ 423.08	\$ 2,115.40		\$ -	\$ 423.08	\$ 2,115.40
Staff Certification/Training		\$ -	\$ -	\$ 297.93	\$ -	\$ 297.93
Drug Testing				\$ -	\$ -	\$ -
Payroll Fee		\$ -		\$ 162.98	\$ -	\$ 162.98
Insurance	\$ 156.00	\$ 780.00		\$ 677.71	\$ 156.00	\$ 1,457.71
Printing		\$ -		\$ -	\$ -	\$ -
Audit		\$ -	\$ 154.00	\$ 670.90	\$ 154.00	\$ 670.90
Trash Removal	\$ 45.20	\$ 226.00	\$ 274.08	\$ 1,451.72	\$ 319.28	\$ 1,677.72
Workman's Compensation		\$ -	\$ 116.00	\$ 410.72	\$ 116.00	\$ 410.72
Building Maintenance		\$ -		\$ 356.99	\$ -	\$ 356.99
		\$ -		\$ -	\$ -	\$ -
		\$ -		\$ -	\$ -	\$ -
		\$ -		\$ -	\$ -	\$ -
Subtotal (230)	\$ 778.84	\$ 3,894.20	\$ 1,133.31	\$ 5,480.67	\$ 1,912.15	\$ 9,374.87
SUPPLIES AND MATERIALS (240)						
Office Supplies	\$ 20.39	\$ 101.95	\$ -	\$ -	\$ 20.39	\$ 101.95
Household Supplies		\$ -	\$ -	\$ -	\$ -	\$ -
Food		\$ -	\$ -	\$ -	\$ -	\$ -
Fuel		\$ -	\$ -	\$ -	\$ -	\$ -
Subtotal (240)	\$ 20.39	\$ 101.95	\$ -	\$ -	\$ 20.39	\$ 101.95
EQUIPMENT (250) (under \$5000.00)						
		\$ -		\$ -	\$ -	\$ -
		\$ -		\$ -	\$ -	\$ -
Subtotal (250)	\$ -	\$ -	\$ -	\$ -	\$ -	\$ -
MISCELLANEOUS (290)						
		\$ -		\$ -	\$ -	\$ -
		\$ -		\$ -	\$ -	\$ -
Subtotal (290)	\$ -	\$ -	\$ -	\$ -	\$ -	\$ -
UTILITIES(360)						
Power	\$ 171.18	\$ 855.90	\$ -	\$ -	\$ 171.18	\$ 855.90
Water	\$ 14.52	\$ 72.60	\$ -	\$ -	\$ 14.52	\$ 72.60
Telephone/Facsimile	\$ 115.42	\$ 577.10	\$ -	\$ -	\$ 115.42	\$ 577.10
Subtotal (360)	\$ 301.12	\$ 1,505.60	\$ -	\$ -	\$ 301.12	\$ 1,505.60
CAPITAL OUTLAY (450) (over \$5000.00)						
		\$ -		\$ -	\$ -	\$ -
		\$ -		\$ -	\$ -	\$ -
Subtotal (450)	\$ -	\$ -	\$ -	\$ -	\$ -	\$ -
GRAND TOTAL	\$ 3,139.22	\$ 15,696.11	\$ 18,407.54	\$ 90,590.68	\$ 21,546.76	\$ 106,286.79

**FY-2016 EXPENDITURE REPORT
CATHOLIC SOCIAL SERVICE
ALEE SHELTER (CHILDREN)**

FOR THE MONTH ENDING: FEBRUARY 29, 2016

PERSONNEL & BENEFITS COSTS (110/111)	ADMINISTRATIVE COSTS		SERVICE EXPENDITURES		TOTAL	
	CURRENT	CUMULATIVE	CURRENT	CUMULATIVE	CURRENT	Y-T-D CUMULATIVE
Salaries	\$ 2,164.55	\$ 9,796.40	\$ 14,529.60	\$ 74,674.48	\$ 16,694.15	\$ 84,470.88
FICA	\$ 165.59	\$ 756.65	\$ 1,111.50	\$ 5,712.63	\$ 1,277.09	\$ 6,469.28
Health & Welfare		\$ -	\$ 5,788.80	\$ 29,233.44	\$ 5,788.80	\$ 29,233.44
H & W FICA		\$ -	\$ 442.80	\$ 2,236.43	\$ 442.80	\$ 2,236.43
Subtotal (110/111)	\$ 2,330.14	\$ 10,553.05	\$ 21,872.70	\$ 111,856.98	\$ 24,202.84	\$ 122,410.03
TRAVEL (220)						
Local Mileage		\$ -		\$ -	\$ -	\$ -
		\$ -		\$ -	\$ -	\$ -
Sub Total (220)	\$ -	\$ -	\$ -	\$ -	\$ -	\$ -
CONTRACTUAL (230)						
Equipment Maintenance	\$ 101.05	\$ 511.09		\$ -	\$ 101.05	\$ 511.09
Lease Equipment	\$ 36.00	\$ 159.10		\$ -	\$ 36.00	\$ 159.10
Building Rent	\$ 523.12	\$ 2,353.79	\$ 2,300.00	\$ 11,500.00	\$ 2,823.12	\$ 13,853.79
Staff Certification/Training		\$ -	\$ -	\$ 7.14	\$ -	\$ 7.14
Drug Testing				\$ -	\$ -	\$ -
Payroll Fee		\$ -		\$ 59.78	\$ -	\$ 59.78
Insurance	\$ 178.29	\$ 787.93		\$ 82.72	\$ 178.29	\$ 870.65
Printing		\$ -		\$ -	\$ -	\$ -
Audit		\$ -	\$ -	\$ -	\$ -	\$ -
Trash Removal	\$ 51.65	\$ 228.26	\$ -	\$ -	\$ 51.65	\$ 228.26
Workman's Compensation		\$ -	\$ -	\$ 98.60	\$ -	\$ 98.60
Building Maintenance		\$ -		\$ -	\$ -	\$ -
		\$ -		\$ -	\$ -	\$ -
		\$ -		\$ -	\$ -	\$ -
		\$ -		\$ -	\$ -	\$ -
Subtotal (230)	\$ 890.11	\$ 4,040.17	\$ 2,300.00	\$ 11,748.24	\$ 3,190.11	\$ 15,788.41
SUPPLIES AND MATERIALS (240)						
Office Supplies	\$ 23.31	\$ 103.02	\$ -	\$ -	\$ 23.31	\$ 103.02
Household Supplies		\$ -	\$ -	\$ -	\$ -	\$ -
Food		\$ -	\$ -	\$ -	\$ -	\$ -
Fuel		\$ -	\$ -	\$ -	\$ -	\$ -
Subtotal (240)	\$ 23.31	\$ 103.02	\$ -	\$ -	\$ 23.31	\$ 103.02
EQUIPMENT (250) (under \$5000.00)						
		\$ -		\$ -	\$ -	\$ -
		\$ -		\$ -	\$ -	\$ -
Subtotal (250)	\$ -	\$ -	\$ -	\$ -	\$ -	\$ -
MISCELLANEOUS (290)						
Miscellaneous		\$ -	\$ -	\$ -	\$ -	\$ -
		\$ -	\$ -	\$ -	\$ -	\$ -
		\$ -	\$ -	\$ -	\$ -	\$ -
Subtotal (290)	\$ -	\$ -	\$ -	\$ -	\$ -	\$ -
UTILITIES (360)						
Power	\$ 195.63	\$ 864.56	\$ 192.96	\$ 1,370.68	\$ 388.59	\$ 2,235.24
Water	\$ 16.59	\$ 73.32	\$ 55.44	\$ 705.11	\$ 72.03	\$ 778.43
Telephone/Facsimile	\$ 131.91	\$ 582.96	\$ 173.62	\$ 460.97	\$ 305.53	\$ 1,043.93
Subtotal (360)	\$ 344.13	\$ 1,520.84	\$ 422.02	\$ 2,536.76	\$ 766.15	\$ 4,057.60
CAPITA OUTLAY (450) (over \$5000.00)						
		\$ -		\$ -	\$ -	\$ -
		\$ -		\$ -	\$ -	\$ -
Subtotal (450)	\$ -	\$ -	\$ -	\$ -	\$ -	\$ -
GRAND TOTAL	\$ 3,587.69	\$ 16,217.08	\$ 24,594.72	\$ 126,141.98	\$ 28,182.41	\$ 142,359.06

**FY-2016 EXPENDITURE REPORT
CATHOLIC SOCIAL SERVICE
ALEE (ADULT)**

FOR THE MONTH ENDING: MARCH 31, 2016

PERSONNEL & BENEFITS COSTS (110/111)	ADMINISTRATIVE COSTS		SERVICE EXPENDITURES		TOTAL	
	CURRENT	CUMULATIVE	CURRENT	CUMULATIVE	CURRENT	Y-T-D/CUMULATIVE
Salaries	\$ 1,893.98	\$ 11,363.89	\$ 12,452.00	\$ 73,884.66	\$ 14,345.98	\$ 85,248.55
FICA	\$ 144.89	\$ 869.34	\$ 952.58	\$ 5,652.19	\$ 1,097.47	\$ 6,521.53
Health & Welfare		\$ -	\$ 3,537.60	\$ 21,166.64	\$ 3,537.60	\$ 21,166.64
H & W FICA		\$ -	\$ 270.65	\$ 1,619.35	\$ 270.65	\$ 1,619.35
Subtotal (110/111)	\$ 2,038.87	\$ 12,233.23	\$ 17,212.83	\$ 102,322.84	\$ 19,251.70	\$ 114,556.07
TRAVEL (220)						
Local Mileage		\$ -		\$ -	\$ -	\$ -
		\$ -		\$ -	\$ -	\$ -
Sub Total (220)	\$ -	\$ -	\$ -	\$ -	\$ -	\$ -
CONTRACTUAL (230)						
Equipment Maintenance	\$ 123.06	\$ 738.36	\$ 208.00	\$ 939.69	\$ 331.06	\$ 1,678.05
Lease Equipment	\$ 31.50	\$ 189.00	\$ 381.23	\$ 1,101.26	\$ 412.73	\$ 1,290.26
Building Rent	\$ 423.08	\$ 2,538.48		\$ -	\$ 423.08	\$ 2,538.48
Staff Certification/Training		\$ -	\$ -	\$ 297.93	\$ -	\$ 297.93
Drug Testing		\$ -		\$ -	\$ -	\$ -
Payroll Fee		\$ -		\$ 162.98	\$ -	\$ 162.98
Insurance	\$ 156.00	\$ 936.00		\$ 677.71	\$ 156.00	\$ 1,613.71
Printing		\$ -		\$ -	\$ -	\$ -
Audit		\$ -	\$ 154.00	\$ 824.90	\$ 154.00	\$ 824.90
Trash Removal	\$ 45.20	\$ 271.20	\$ 274.08	\$ 1,725.80	\$ 319.28	\$ 1,997.00
Workman's Compensation		\$ -	\$ 116.00	\$ 526.72	\$ 116.00	\$ 526.72
Building Maintenance		\$ -		\$ 356.99	\$ -	\$ 356.99
		\$ -		\$ -	\$ -	\$ -
		\$ -		\$ -	\$ -	\$ -
		\$ -		\$ -	\$ -	\$ -
Subtotal (230)	\$ 778.84	\$ 4,673.04	\$ 1,133.31	\$ 6,613.98	\$ 1,912.15	\$ 11,287.02
SUPPLIES AND MATERIALS (240)						
Office Supplies	\$ 20.39	\$ 122.34	\$ 5.74	\$ 5.74	\$ 26.13	\$ 128.08
Household Supplies		\$ -	\$ 55.66	\$ 55.66	\$ 55.66	\$ 55.66
Food		\$ -		\$ -	\$ -	\$ -
Fuel		\$ -		\$ -	\$ -	\$ -
Subtotal (240)	\$ 20.39	\$ 122.34	\$ 61.40	\$ 61.40	\$ 81.79	\$ 183.74
EQUIPMENT (250) (under \$5000.00)						
		\$ -		\$ -	\$ -	\$ -
		\$ -		\$ -	\$ -	\$ -
Subtotal (250)	\$ -	\$ -	\$ -	\$ -	\$ -	\$ -
MISCELLANEOUS (290)						
		\$ -		\$ -	\$ -	\$ -
		\$ -		\$ -	\$ -	\$ -
Subtotal (290)	\$ -	\$ -	\$ -	\$ -	\$ -	\$ -
UTILITIES (360)						
Power	\$ 171.18	\$ 1,027.08		\$ -	\$ 171.18	\$ 1,027.08
Water	\$ 14.52	\$ 87.12		\$ -	\$ 14.52	\$ 87.12
Telephone/Facsimile	\$ 115.42	\$ 692.52		\$ -	\$ 115.42	\$ 692.52
Subtotal (360)	\$ 301.12	\$ 1,806.72	\$ -	\$ -	\$ 301.12	\$ 1,806.72
CAPITAL OUTLAY (450) (over \$5000.00)						
		\$ -		\$ -	\$ -	\$ -
		\$ -		\$ -	\$ -	\$ -
Subtotal (450)	\$ -	\$ -	\$ -	\$ -	\$ -	\$ -
GRAND TOTAL	\$ 3,139.22	\$ 18,835.33	\$ 18,407.54	\$ 108,998.22	\$ 21,546.76	\$ 127,833.55

**FY-2016 EXPENDITURE REPORT
CATHOLIC SOCIAL SERVICE
ALEE SHELTER (CHILDREN)**

FOR THE MONTH ENDING: MARCH 31, 2016

PERSONNEL & BENEFITS COSTS (110/111)	ADMINISTRATIVE COSTS		SERVICE EXPENDITURES		TOTAL	
	CURRENT	CUMULATIVE	CURRENT	CUMULATIVE	CURRENT	Y-T-D CUMULATIVE
Salaries	\$ 2,164.55	\$ 11,960.95	\$ 14,368.16	\$ 89,042.64	\$ 16,532.71	\$ 101,003.59
FICA	\$ 165.59	\$ 922.24	\$ 1,099.16	\$ 6,811.79	\$ 1,264.75	\$ 7,734.03
Health & Welfare		\$ -	\$ 5,724.44	\$ 34,957.88	\$ 5,724.44	\$ 34,957.88
H & W FICA		\$ -	\$ 437.88	\$ 2,674.31	\$ 437.88	\$ 2,674.31
Subtotal (110/111)	\$ 2,330.14	\$ 12,883.19	\$ 21,629.64	\$ 133,486.62	\$ 23,959.78	\$ 146,369.81
TRAVEL (220)						
Local Mileage		\$ -		\$ -	\$ -	\$ -
		\$ -		\$ -	\$ -	\$ -
Sub Total (220)	\$ -	\$ -	\$ -	\$ -	\$ -	\$ -
CONTRACTUAL (230)						
Equipment Maintenance	\$ 101.05	\$ 612.14		\$ -	\$ 101.05	\$ 612.14
Lease Equipment	\$ 36.00	\$ 195.10		\$ -	\$ 36.00	\$ 195.10
Building Rent	\$ 523.12	\$ 2,876.91	\$ 2,300.00	\$ 13,800.00	\$ 2,823.12	\$ 16,676.91
Staff Certification/Training		\$ -	\$ -	\$ 7.14	\$ -	\$ 7.14
Drug Testing		\$ -		\$ -	\$ -	\$ -
Payroll Fee		\$ -	\$ 59.00	\$ 118.78	\$ 59.00	\$ 118.78
Insurance	\$ 178.29	\$ 966.22	\$ 82.72	\$ 165.44	\$ 261.01	\$ 1,131.66
Printing		\$ -		\$ -	\$ -	\$ -
Audit		\$ -	\$ -	\$ -	\$ -	\$ -
Trash Removal	\$ 51.65	\$ 279.91	\$ -	\$ -	\$ 51.65	\$ 279.91
Workman's Compensation		\$ -	\$ 98.60	\$ 197.20	\$ 98.60	\$ 197.20
Building Maintenance		\$ -		\$ -	\$ -	\$ -
		\$ -		\$ -	\$ -	\$ -
		\$ -		\$ -	\$ -	\$ -
		\$ -		\$ -	\$ -	\$ -
Subtotal (230)	\$ 890.11	\$ 4,930.28	\$ 2,540.32	\$ 14,288.56	\$ 3,430.43	\$ 19,218.84
SUPPLIES AND MATERIALS (240)						
Office Supplies	\$ 23.31	\$ 126.33		\$ -	\$ 23.31	\$ 126.33
Household Supplies		\$ -		\$ -	\$ -	\$ -
Food		\$ -		\$ -	\$ -	\$ -
Fuel		\$ -		\$ -	\$ -	\$ -
Subtotal (240)	\$ 23.31	\$ 126.33	\$ -	\$ -	\$ 23.31	\$ 126.33
EQUIPMENT (250) (under \$5000.00)						
		\$ -		\$ -	\$ -	\$ -
		\$ -		\$ -	\$ -	\$ -
Subtotal (250)	\$ -	\$ -	\$ -	\$ -	\$ -	\$ -
MISCELLANEOUS (290)						
Miscellaneous		\$ -		\$ -	\$ -	\$ -
		\$ -		\$ -	\$ -	\$ -
		\$ -		\$ -	\$ -	\$ -
Subtotal (290)	\$ -	\$ -	\$ -	\$ -	\$ -	\$ -
UTILITIES (360)						
Power	\$ 195.63	\$ 1,060.19	\$ 200.23	\$ 1,570.91	\$ 395.86	\$ 2,631.10
Water	\$ 16.59	\$ 89.91	\$ 51.27	\$ 756.38	\$ 67.86	\$ 846.29
Telephone/Facsimile	\$ 131.91	\$ 714.87	\$ 173.26	\$ 634.23	\$ 305.17	\$ 1,349.10
Subtotal (360)	\$ 344.13	\$ 1,864.97	\$ 424.76	\$ 2,961.52	\$ 768.89	\$ 4,826.49
CAPITAL OUTLAY (450) (over \$5000.00)						
		\$ -		\$ -	\$ -	\$ -
		\$ -		\$ -	\$ -	\$ -
Subtotal (450)	\$ -	\$ -	\$ -	\$ -	\$ -	\$ -
GRAND TOTAL	\$ 3,587.69	\$ 19,804.77	\$ 24,594.72	\$ 150,736.70	\$ 28,182.41	\$ 170,541.47

**FY-2016 EXPENDITURE REPORT
CATHOLIC SOCIAL SERVICE
ALEE (ADULT)**

FOR THE MONTH ENDING: APRIL 30, 2016

PERSONNEL & BENEFITS COSTS (110/111)	ADMINISTRATIVE COSTS		SERVICE EXPENDITURES		TOTAL	
	CURRENT	CUMULATIVE	CURRENT	CUMULATIVE	CURRENT	Y-T-D/CUMULATIVE
Salaries	\$ 1,893.98	\$ 13,257.87	\$ 12,160.00	\$ 86,044.66	\$ 14,053.98	\$ 99,302.53
FICA	\$ 144.89	\$ 1,014.23	\$ 930.24	\$ 6,582.43	\$ 1,075.13	\$ 7,596.66
Health & Welfare		\$ -	\$ 4,099.20	\$ 25,265.84	\$ 4,099.20	\$ 25,265.84
H & W FICA		\$ -	\$ 313.56	\$ 1,932.91	\$ 313.56	\$ 1,932.91
Subtotal (110/111)	\$ 2,038.87	\$ 14,272.10	\$ 17,503.00	\$ 119,825.84	\$ 19,541.87	\$ 134,097.94
TRAVEL (220)						
Local Mileage		\$ -		\$ -	\$ -	\$ -
		\$ -		\$ -	\$ -	\$ -
Sub Total (220)	\$ -	\$ -	\$ -	\$ -	\$ -	\$ -
CONTRACTUAL (230)						
Equipment Maintenance	\$ 123.06	\$ 861.42	\$ 15.00	\$ 954.69	\$ 138.06	\$ 1,816.11
Lease Equipment	\$ 31.50	\$ 220.50	\$ -	\$ 1,101.26	\$ 31.50	\$ 1,321.76
Building Rent	\$ 423.08	\$ 2,961.56		\$ -	\$ 423.08	\$ 2,961.56
Staff Certification/Training		\$ -	\$ 150.00	\$ 447.93	\$ 150.00	\$ 447.93
Drug Testing			\$ 20.41	\$ 20.41	\$ 20.41	\$ 20.41
Payroll Fee		\$ -	\$ 32.66	\$ 195.64	\$ 32.66	\$ 195.64
Insurance	\$ 156.00	\$ 1,092.00	\$ 142.39	\$ 820.10	\$ 298.39	\$ 1,912.10
Printing		\$ -		\$ -	\$ -	\$ -
Audit		\$ -	\$ 154.00	\$ 978.90	\$ 154.00	\$ 978.90
Trash Removal	\$ 45.20	\$ 316.40	\$ 274.08	\$ 1,999.88	\$ 319.28	\$ 2,316.28
Workman's Compensation		\$ -	\$ 116.00	\$ 642.72	\$ 116.00	\$ 642.72
Building Maintenance		\$ -	\$ -	\$ 356.99	\$ -	\$ 356.99
		\$ -		\$ -	\$ -	\$ -
		\$ -		\$ -	\$ -	\$ -
		\$ -		\$ -	\$ -	\$ -
Subtotal (230)	\$ 778.84	\$ 5,451.88	\$ 904.54	\$ 7,518.52	\$ 1,683.38	\$ 12,970.40
SUPPLIES AND MATERIALS (240)						
Office Supplies	\$ 20.39	\$ 142.73	\$ -	\$ 5.74	\$ 20.39	\$ 148.47
Household Supplies		\$ -	\$ -	\$ 55.66	\$ -	\$ 55.66
Food		\$ -	\$ -	\$ -	\$ -	\$ -
Fuel		\$ -	\$ -	\$ -	\$ -	\$ -
Subtotal (240)	\$ 20.39	\$ 142.73	\$ -	\$ 61.40	\$ 20.39	\$ 204.13
EQUIPMENT (250) (under \$5000.00)						
		\$ -		\$ -	\$ -	\$ -
		\$ -		\$ -	\$ -	\$ -
Subtotal (250)	\$ -	\$ -	\$ -	\$ -	\$ -	\$ -
MISCELLANEOUS (290)						
License/Fees		\$ -		\$ -	\$ -	\$ -
		\$ -		\$ -	\$ -	\$ -
		\$ -		\$ -	\$ -	\$ -
Subtotal (290)	\$ -	\$ -	\$ -	\$ -	\$ -	\$ -
UTILITIES (360)						
Power	\$ 171.18	\$ 1,198.26	\$ -	\$ -	\$ 171.18	\$ 1,198.26
Water	\$ 14.52	\$ 101.64	\$ -	\$ -	\$ 14.52	\$ 101.64
Telephone/Facsimile	\$ 115.42	\$ 807.94	\$ -	\$ -	\$ 115.42	\$ 807.94
Subtotal (360)	\$ 301.12	\$ 2,107.84	\$ -	\$ -	\$ 301.12	\$ 2,107.84
CAPITAL OUTLAY (450) (over \$5000.00)						
		\$ -		\$ -	\$ -	\$ -
		\$ -		\$ -	\$ -	\$ -
Subtotal (450)	\$ -	\$ -	\$ -	\$ -	\$ -	\$ -
GRAND TOTAL	\$ 3,139.22	\$ 21,974.55	\$ 18,407.54	\$ 127,405.76	\$ 21,546.76	\$ 149,380.31

**FY-2016 EXPENDITURE REPORT
CATHOLIC SOCIAL SERVICE
ALEE SHELTER (CHILDREN)**

FOR THE MONTH ENDING: APRIL 30, 2016

PERSONNEL & BENEFITS COSTS (110/111)	ADMINISTRATIVE COSTS		SERVICE EXPENDITURES		TOTAL	
	CURRENT	CUMULATIVE	CURRENT	CUMULATIVE	CURRENT	Y-T-D CUMULATIVE
Salaries	\$ 2,164.55	\$ 14,125.50	\$ 13,480.24	\$ 102,522.88	\$ 15,644.79	\$ 116,648.38
FICA	\$ 165.59	\$ 1,087.83	\$ 1,031.23	\$ 7,843.02	\$ 1,196.82	\$ 8,930.85
Health & Welfare		\$ -	\$ 5,704.72	\$ 40,662.60	\$ 5,704.72	\$ 40,662.60
H & W FICA		\$ -	\$ 436.37	\$ 3,110.68	\$ 436.37	\$ 3,110.68
Subtotal (110/111)	\$ 2,330.14	\$ 15,213.33	\$ 20,652.56	\$ 154,139.18	\$ 22,982.70	\$ 169,352.51
TRAVEL (220)						
Local Mileage		\$ -		\$ -	\$ -	\$ -
		\$ -		\$ -	\$ -	\$ -
Sub Total (220)	\$ -	\$ -	\$ -	\$ -	\$ -	\$ -
CONTRACTUAL (230)						
Equipment Maintenance	\$ 101.05	\$ 713.19	\$ 233.44	\$ 233.44	\$ 334.49	\$ 946.63
Lease Equipment	\$ 36.00	\$ 231.10		\$ -	\$ 36.00	\$ 231.10
Building Rent	\$ 523.12	\$ 3,400.03	\$ 2,300.00	\$ 16,100.00	\$ 2,823.12	\$ 19,500.03
Staff Certification/Training		\$ -	\$ 19.80	\$ 26.94	\$ 19.80	\$ 26.94
Drug Testing				\$ -	\$ -	\$ -
Payroll Fee		\$ -	\$ 64.21	\$ 182.99	\$ 64.21	\$ 182.99
Insurance	\$ 178.29	\$ 1,144.51		\$ 165.44	\$ 178.29	\$ 1,309.95
Printing		\$ -		\$ -	\$ -	\$ -
Audit		\$ -		\$ -	\$ -	\$ -
Trash Removal	\$ 51.65	\$ 331.56		\$ -	\$ 51.65	\$ 331.56
Workman's Compensation		\$ -		\$ 197.20	\$ -	\$ 197.20
Building Maintenance		\$ -	\$ 109.88	\$ 109.88	\$ 109.88	\$ 109.88
		\$ -		\$ -	\$ -	\$ -
		\$ -		\$ -	\$ -	\$ -
		\$ -		\$ -	\$ -	\$ -
Subtotal (230)	\$ 890.11	\$ 5,820.39	\$ 2,727.33	\$ 17,015.89	\$ 3,617.44	\$ 22,836.28
SUPPLIES AND MATERIALS (240)						
Office Supplies	\$ 23.31	\$ 149.64	\$ -	\$ -	\$ 23.31	\$ 149.64
Household Supplies		\$ -	\$ -	\$ -	\$ -	\$ -
Food		\$ -	\$ -	\$ -	\$ -	\$ -
Fuel		\$ -	\$ -	\$ -	\$ -	\$ -
Subtotal (240)	\$ 23.31	\$ 149.64	\$ -	\$ -	\$ 23.31	\$ 149.64
EQUIPMENT (250) (under \$5000.00)						
		\$ -		\$ -	\$ -	\$ -
Subtotal (250)	\$ -	\$ -	\$ -	\$ -	\$ -	\$ -
MISCELLANEOUS (290)						
Miscellaneous		\$ -		\$ -	\$ -	\$ -
		\$ -		\$ -	\$ -	\$ -
Subtotal (290)	\$ -	\$ -	\$ -	\$ -	\$ -	\$ -
UTILITIES (360)						
Power	\$ 195.63	\$ 1,255.82	\$ 946.72	\$ 2,517.63	\$ 1,142.35	\$ 3,773.45
Water	\$ 16.59	\$ 106.50	\$ 132.30	\$ 888.68	\$ 148.89	\$ 995.18
Telephone/Facsimile	\$ 131.91	\$ 846.78	\$ 135.81	\$ 770.04	\$ 267.72	\$ 1,616.82
Subtotal (360)	\$ 344.13	\$ 2,209.10	\$ 1,214.83	\$ 4,176.35	\$ 1,558.96	\$ 6,385.45
CAPITAL OUTLAY (450) (over \$5000.00)						
		\$ -		\$ -	\$ -	\$ -
Subtotal (450)	\$ -	\$ -	\$ -	\$ -	\$ -	\$ -
GRAND TOTAL	\$ 3,587.69	\$ 19,804.77	\$ 24,594.72	\$ 175,331.42	\$ 28,182.41	\$ 198,723.88

**FY-2016 EXPENDITURE REPORT
CATHOLIC SOCIAL SERVICE
ALEE (ADULT)**

FOR THE MONTH ENDING: MAY 31, 2016

PERSONNEL & BENEFITS COSTS (110/111)	ADMINISTRATIVE COSTS		SERVICE EXPENDITURES		TOTAL	
	CURRENT	CUMULATIVE	CURRENT	CUMULATIVE	CURRENT	Y-T-D CUMULATIVE
Salaries	\$ 1,893.98	\$ 15,151.85	\$ 12,452.00	\$ 98,496.66	\$ 14,345.98	\$ 113,648.51
FICA	\$ 144.89	\$ 1,159.12	\$ 952.58	\$ 7,535.01	\$ 1,097.47	\$ 8,694.13
Health & Welfare		\$ -	\$ 3,537.60	\$ 28,803.44	\$ 3,537.60	\$ 28,803.44
H & W FICA		\$ -	\$ 270.65	\$ 2,203.56	\$ 270.65	\$ 2,203.56
Subtotal (110/111)	\$ 2,038.87	\$ 16,310.97	\$ 17,212.83	\$ 137,038.67	\$ 19,251.70	\$ 153,349.64
TRAVEL (220)						
Local Mileage		\$ -		\$ -	\$ -	\$ -
		\$ -		\$ -	\$ -	\$ -
Sub Total (220)	\$ -	\$ -	\$ -	\$ -	\$ -	\$ -
CONTRACTUAL (230)						
Equipment Maintenance	\$ 123.06	\$ 984.48	\$ 133.00	\$ 1,087.69	\$ 256.06	\$ 2,072.17
Lease Equipment	\$ 31.50	\$ 252.00	\$ -	\$ 1,101.26	\$ 31.50	\$ 1,353.26
Building Rent	\$ 423.08	\$ 3,384.64		\$ -	\$ 423.08	\$ 3,384.64
Staff Certification/Training		\$ -	\$ 250.00	\$ 697.93	\$ 250.00	\$ 697.93
Drug Testing				\$ 20.41	\$ -	\$ 20.41
Payroll Service Fees		\$ -	\$ 43.75	\$ 239.39	\$ 43.75	\$ 239.39
Insurance	\$ 156.00	\$ 1,248.00	\$ 142.39	\$ 962.49	\$ 298.39	\$ 2,210.49
Printing		\$ -		\$ -	\$ -	\$ -
Audit		\$ -	\$ 154.00	\$ 1,132.90	\$ 154.00	\$ 1,132.90
Trash Removal	\$ 45.20	\$ 361.60	\$ 354.90	\$ 2,354.78	\$ 400.10	\$ 2,716.38
Workman's Comp		\$ -	\$ 116.67	\$ 759.39	\$ 116.67	\$ 759.39
Building Maintenance		\$ -		\$ 356.99	\$ -	\$ 356.99
		\$ -		\$ -	\$ -	\$ -
		\$ -		\$ -	\$ -	\$ -
		\$ -		\$ -	\$ -	\$ -
Subtotal (230)	\$ 778.84	\$ 6,230.72	\$ 1,194.71	\$ 8,713.23	\$ 1,973.55	\$ 14,943.95
SUPPLIES AND MATERIALS (240)						
Office Supplies	\$ 20.39	\$ 163.12		\$ 5.74	\$ 20.39	\$ 168.86
Household Supplies		\$ -		\$ 55.66	\$ -	\$ 55.66
Food		\$ -		\$ -	\$ -	\$ -
Fuel		\$ -		\$ -	\$ -	\$ -
Subtotal (240)	\$ 20.39	\$ 163.12	\$ -	\$ 61.40	\$ 20.39	\$ 224.52
EQUIPMENT (250) (under \$5000.00)						
		\$ -		\$ -	\$ -	\$ -
		\$ -		\$ -	\$ -	\$ -
Subtotal (250)	\$ -	\$ -	\$ -	\$ -	\$ -	\$ -
MISCELLANEOUS (290)						
		\$ -		\$ -	\$ -	\$ -
		\$ -		\$ -	\$ -	\$ -
Subtotal (290)	\$ -	\$ -	\$ -	\$ -	\$ -	\$ -
UTILITIES (360)						
Power	\$ 171.18	\$ 1,369.44		\$ -	\$ 171.18	\$ 1,369.44
Water/Sewer	\$ 14.52	\$ 116.16		\$ -	\$ 14.52	\$ 116.16
Telephone/Fax	\$ 115.42	\$ 923.36		\$ -	\$ 115.42	\$ 923.36
Subtotal (360)	\$ 301.12	\$ 2,408.96	\$ -	\$ -	\$ 301.12	\$ 2,408.96
CAPITAL OUTLAY (450) (over \$5000.00)						
		\$ -		\$ -	\$ -	\$ -
		\$ -		\$ -	\$ -	\$ -
Subtotal (450)	\$ -	\$ -	\$ -	\$ -	\$ -	\$ -
GRAND TOTAL	\$ 3,139.22	\$ 25,113.77	\$ 18,407.54	\$ 145,813.30	\$ 21,546.76	\$ 170,927.07

**FY-2016 EXPENDITURE REPORT
CATHOLIC SOCIAL SERVICE
ALEE SHELTER (CHILDREN)**

FOR THE MONTH ENDING: MAY 31, 2016

PERSONNEL & BENEFITS COSTS (110/111)	ADMINISTRATIVE COSTS		SERVICE EXPENDITURES		TOTAL	
	CURRENT	CUMULATIVE	CURRENT	CUMULATIVE	CURRENT	Y-T-D CUMULATIVE
Salaries	\$ 2,164.55	\$ 16,290.05	\$ 14,529.60	\$ 117,052.48	\$ 16,694.15	\$ 133,342.53
FICA	\$ 165.59	\$ 1,253.42	\$ 1,111.50	\$ 8,954.52	\$ 1,277.09	\$ 10,207.94
Health & Welfare		\$ -	\$ 5,788.80	\$ 46,451.40	\$ 5,788.80	\$ 46,451.40
H & W FICA		\$ -	\$ 442.80	\$ 3,553.48	\$ 442.80	\$ 3,553.48
Subtotal (110/111)	\$ 2,330.14	\$ 17,543.47	\$ 21,872.70	\$ 176,011.88	\$ 24,202.84	\$ 193,555.35
TRAVEL (220)						
Local Mileage		\$ -		\$ -	\$ -	\$ -
		\$ -		\$ -	\$ -	\$ -
Sub Total (220)	\$ -	\$ -	\$ -	\$ -	\$ -	\$ -
CONTRACTUAL (230)						
Equipment Maintenance	\$ 101.05	\$ 814.24		\$ 233.44	\$ 101.05	\$ 1,047.68
Lease Equipment	\$ 36.00	\$ 267.10		\$ -	\$ 36.00	\$ 267.10
Building Rent	\$ 523.12	\$ 3,923.15	\$ 2,300.00	\$ 18,400.00	\$ 2,823.12	\$ 22,323.15
Staff Certification/Training		\$ -	\$ -	\$ 26.94	\$ -	\$ 26.94
Drug Testing				\$ -	\$ -	\$ -
Payroll Service Fees		\$ -	\$ 64.81	\$ 247.80	\$ 64.81	\$ 247.80
Insurance	\$ 178.29	\$ 1,322.80		\$ 165.44	\$ 178.29	\$ 1,488.24
Printing		\$ -		\$ -	\$ -	\$ -
Audit		\$ -		\$ -	\$ -	\$ -
Trash Removal	\$ 51.65	\$ 383.21		\$ -	\$ 51.65	\$ 383.21
Workman's Comp		\$ -		\$ 197.20	\$ -	\$ 197.20
Building Maintenance		\$ -		\$ 109.88	\$ -	\$ 109.88
		\$ -		\$ -	\$ -	\$ -
		\$ -		\$ -	\$ -	\$ -
		\$ -		\$ -	\$ -	\$ -
Subtotal (230)	\$ 890.11	\$ 6,710.50	\$ 2,364.81	\$ 19,380.70	\$ 3,254.92	\$ 26,091.20
SUPPLIES AND MATERIALS (240)						
Office Supplies	\$ 23.31	\$ 172.95		\$ -	\$ 23.31	\$ 172.95
Household Supplies		\$ -		\$ -	\$ -	\$ -
Food		\$ -		\$ -	\$ -	\$ -
Fuel		\$ -		\$ -	\$ -	\$ -
Subtotal (240)	\$ 23.31	\$ 172.95	\$ -	\$ -	\$ 23.31	\$ 172.95
EQUIPMENT (250) (under \$5000.00)						
		\$ -		\$ -	\$ -	\$ -
		\$ -		\$ -	\$ -	\$ -
Subtotal (250)	\$ -	\$ -	\$ -	\$ -	\$ -	\$ -
MISCELLANEOUS (290)						
Miscellaneous		\$ -		\$ -	\$ -	\$ -
		\$ -		\$ -	\$ -	\$ -
		\$ -		\$ -	\$ -	\$ -
Subtotal (290)	\$ -	\$ -	\$ -	\$ -	\$ -	\$ -
UTILITIES (360)						
Power	\$ 195.63	\$ 1,451.45	\$ 240.07	\$ 2,757.70	\$ 435.70	\$ 4,209.15
Water/Sewer	\$ 16.59	\$ 123.09	\$ 48.64	\$ 937.32	\$ 65.23	\$ 1,060.41
Telephone/Fax	\$ 131.91	\$ 978.69	\$ 68.50	\$ 838.54	\$ 200.41	\$ 1,817.23
Subtotal (360)	\$ 344.13	\$ 2,553.23	\$ 357.21	\$ 4,533.56	\$ 701.34	\$ 7,086.79
CAPITAL OUTLAY (450) (over \$5000.00)						
		\$ -		\$ -	\$ -	\$ -
		\$ -		\$ -	\$ -	\$ -
Subtotal (450)	\$ -	\$ -	\$ -	\$ -	\$ -	\$ -
GRAND TOTAL	\$ 3,587.69	\$ 26,980.15	\$ 24,594.72	\$ 199,926.14	\$ 28,182.41	\$ 226,906.29

**FY-2016 EXPENDITURE REPORT
CATHOLIC SOCIAL SERVICE
ALEE (ADULT)**

FOR THE MONTH ENDING: JUNE 30, 2016

PERSONNEL & BENEFITS COSTS (110/111)	ADMINISTRATIVE COSTS		SERVICE EXPENDITURES		TOTAL	
	CURRENT	CUMULATIVE	CURRENT	CUMULATIVE	CURRENT	Y-TD CUMULATIVE
Salaries	\$ 1,893.98	\$ 17,045.83	\$ 11,022.00	\$ 109,518.66	\$ 12,915.98	\$ 126,564.49
FICA	\$ 144.89	\$ 1,304.01	\$ 843.19	\$ 8,378.20	\$ 988.08	\$ 9,682.21
Health & Welfare		\$ -	\$ 3,723.44	\$ 32,526.88	\$ 3,723.44	\$ 32,526.88
H & W FICA		\$ -	\$ 284.84	\$ 2,488.40	\$ 284.84	\$ 2,488.40
Subtotal (110/111)	\$ 2,038.87	\$ 18,349.84	\$ 15,873.47	\$ 152,912.14	\$ 17,912.34	\$ 171,261.98
TRAVEL (220)						
Local Mileage		\$ -		\$ -	\$ -	\$ -
		\$ -		\$ -	\$ -	\$ -
Sub Total (220)	\$ -	\$ -	\$ -	\$ -	\$ -	\$ -
CONTRACTUAL (230)						
Equipment Maintenance	\$ 123.06	\$ 1,107.54	\$ 258.37	\$ 1,346.06	\$ 381.43	\$ 2,453.60
Lease Equipment	\$ 31.50	\$ 283.50		\$ 1,101.26	\$ 31.50	\$ 1,384.76
Building Rent	\$ 423.08	\$ 3,807.72		\$ -	\$ 423.08	\$ 3,807.72
Staff Certification/Training		\$ -	\$ 200.00	\$ 897.93	\$ 200.00	\$ 897.93
Drug Testing				\$ 20.41	\$ -	\$ 20.41
Payroll Service Fees		\$ -	\$ 56.71	\$ 296.10	\$ 56.71	\$ 296.10
Insurance	\$ 156.00	\$ 1,404.00	\$ 142.39	\$ 1,104.88	\$ 298.39	\$ 2,508.88
Printing		\$ -		\$ -	\$ -	\$ -
Audit		\$ -	\$ 154.00	\$ 1,286.90	\$ 154.00	\$ 1,286.90
Trash Removal	\$ 45.20	\$ 406.80	\$ 274.08	\$ 2,628.86	\$ 319.28	\$ 3,035.66
Workman's Comp		\$ -	\$ 116.67	\$ 876.06	\$ 116.67	\$ 876.06
Building Maintenance		\$ -	\$ 1,331.85	\$ 1,688.84	\$ 1,331.85	\$ 1,688.84
		\$ -		\$ -	\$ -	\$ -
		\$ -		\$ -	\$ -	\$ -
		\$ -		\$ -	\$ -	\$ -
Subtotal (230)	\$ 778.84	\$ 7,009.56	\$ 2,534.07	\$ 11,247.30	\$ 3,312.91	\$ 18,256.86
SUPPLIES AND MATERIALS (240)						
Office Supplies	\$ 20.39	\$ 183.51		\$ 5.74	\$ 20.39	\$ 189.25
Household Supplies		\$ -		\$ 55.66	\$ -	\$ 55.66
Food		\$ -		\$ -	\$ -	\$ -
Fuel		\$ -		\$ -	\$ -	\$ -
Subtotal (240)	\$ 20.39	\$ 183.51	\$ -	\$ 61.40	\$ 20.39	\$ 244.91
EQUIPMENT (250) (under \$5000.00)						
		\$ -		\$ -	\$ -	\$ -
		\$ -		\$ -	\$ -	\$ -
Subtotal (250)	\$ -	\$ -	\$ -	\$ -	\$ -	\$ -
MISCELLANEOUS (290)						
		\$ -		\$ -	\$ -	\$ -
		\$ -		\$ -	\$ -	\$ -
		\$ -		\$ -	\$ -	\$ -
Subtotal (290)	\$ -	\$ -	\$ -	\$ -	\$ -	\$ -
UTILITIES (360)						
Power	\$ 171.18	\$ 1,540.62		\$ -	\$ 171.18	\$ 1,540.62
Water/Sewer	\$ 14.52	\$ 130.68		\$ -	\$ 14.52	\$ 130.68
Telephone/Fax	\$ 115.42	\$ 1,038.78		\$ -	\$ 115.42	\$ 1,038.78
Subtotal (360)	\$ 301.12	\$ 2,710.08	\$ -	\$ -	\$ 301.12	\$ 2,710.08
CAPITAL OUTLAY (450) (over \$5000.00)						
		\$ -		\$ -	\$ -	\$ -
		\$ -		\$ -	\$ -	\$ -
Subtotal (450)	\$ -	\$ -	\$ -	\$ -	\$ -	\$ -
GRAND TOTAL	\$ 3,139.22	\$ 28,252.99	\$ 18,407.54	\$ 164,220.84	\$ 21,546.76	\$ 192,473.83

**FY-2016 EXPENDITURE REPORT
CATHOLIC SOCIAL SERVICE
ALEE SHELTER (CHILDREN)**

FOR THE MONTH ENDING: JUNE 30, 2016

PERSONNEL & BENEFITS COSTS (110/111)	ADMINISTRATIVE COSTS		SERVICE EXPENDITURES		TOTAL	
	CURRENT	CUMULATIVE	CURRENT	CUMULATIVE	CURRENT	Y-T-D CUMULATIVE
Salaries	\$ 2,164.55	\$ 18,454.60	\$ 14,368.16	\$ 131,420.64	\$ 16,532.71	\$ 149,875.24
FICA	\$ 165.59	\$ 1,419.01	\$ 1,099.16	\$ 10,053.68	\$ 1,264.75	\$ 11,472.69
Health & Welfare		\$ -	\$ 5,724.44	\$ 52,175.84	\$ 5,724.44	\$ 52,175.84
H & W FICA		\$ -	\$ 437.88	\$ 3,991.36	\$ 437.88	\$ 3,991.36
Subtotal (110/111)	\$ 2,330.14	\$ 19,873.61	\$ 21,629.64	\$ 197,641.52	\$ 23,959.78	\$ 217,515.13
TRAVEL (220)						
Local Mileage		\$ -		\$ -	\$ -	\$ -
		\$ -		\$ -	\$ -	\$ -
Sub Total (220)	\$ -	\$ -	\$ -	\$ -	\$ -	\$ -
CONTRACTUAL (230)						
Equipment Maintenance	\$ 101.05	\$ 915.29	\$ 39.37	\$ 272.81	\$ 140.42	\$ 1,188.10
Lease Equipment	\$ 36.00	\$ 303.10		\$ -	\$ 36.00	\$ 303.10
Building Rent	\$ 523.12	\$ 4,446.27	\$ 2,300.00	\$ 20,700.00	\$ 2,823.12	\$ 25,146.27
Staff Certification/Training		\$ -	\$ 21.00	\$ 47.94	\$ 21.00	\$ 47.94
Drug Testing				\$ -	\$ -	\$ -
Payroll Service Fees		\$ -	\$ 64.81	\$ 312.61	\$ 64.81	\$ 312.61
Insurance	\$ 178.29	\$ 1,501.09		\$ 165.44	\$ 178.29	\$ 1,666.53
Printing		\$ -		\$ -	\$ -	\$ -
Audit		\$ -		\$ -	\$ -	\$ -
Trash Removal	\$ 51.65	\$ 434.86	\$ 54.94	\$ 54.94	\$ 106.59	\$ 489.80
Workman's Comp		\$ -		\$ 197.20	\$ -	\$ 197.20
Building Maintenance		\$ -		\$ 109.88	\$ -	\$ 109.88
		\$ -		\$ -	\$ -	\$ -
		\$ -		\$ -	\$ -	\$ -
		\$ -		\$ -	\$ -	\$ -
Subtotal (230)	\$ 890.11	\$ 7,600.61	\$ 2,480.12	\$ 21,860.82	\$ 3,370.23	\$ 29,461.43
SUPPLIES AND MATERIALS (240)						
Office Supplies	\$ 23.31	\$ 196.26		\$ -	\$ 23.31	\$ 196.26
Household Supplies		\$ -		\$ -	\$ -	\$ -
Food		\$ -		\$ -	\$ -	\$ -
Fuel		\$ -		\$ -	\$ -	\$ -
Subtotal (240)	\$ 23.31	\$ 196.26	\$ -	\$ -	\$ 23.31	\$ 196.26
EQUIPMENT (250) (under \$5000.00)						
		\$ -		\$ -	\$ -	\$ -
		\$ -		\$ -	\$ -	\$ -
Subtotal (250)	\$ -	\$ -	\$ -	\$ -	\$ -	\$ -
MISCELLANEOUS (290)						
Miscellaneous		\$ -		\$ -	\$ -	\$ -
		\$ -		\$ -	\$ -	\$ -
		\$ -		\$ -	\$ -	\$ -
Subtotal (290)	\$ -	\$ -	\$ -	\$ -	\$ -	\$ -
UTILITIES (360)						
Power	\$ 195.63	\$ 1,647.08	\$ 361.18	\$ 3,118.88	\$ 556.81	\$ 4,765.96
Water/Sewer	\$ 16.59	\$ 139.68	\$ 55.28	\$ 992.60	\$ 71.87	\$ 1,132.28
Telephone/Fax	\$ 131.91	\$ 1,110.60	\$ 68.50	\$ 907.04	\$ 200.41	\$ 2,017.64
Subtotal (360)	\$ 344.13	\$ 2,897.36	\$ 484.96	\$ 5,018.52	\$ 829.09	\$ 7,915.88
CAPITAL OUTLAY (450) (over \$5000.00)						
		\$ -		\$ -	\$ -	\$ -
		\$ -		\$ -	\$ -	\$ -
Subtotal (450)	\$ -	\$ -	\$ -	\$ -	\$ -	\$ -
GRAND TOTAL	\$ 3,587.69	\$ 30,567.84	\$ 24,594.72	\$ 224,520.86	\$ 28,182.41	\$ 255,088.70

**FY-2016 EXPENDITURE REPORT
CATHOLIC SOCIAL SERVICE
ALEE (ADULT)**

FOR THE MONTH ENDING: JULY 31, 2016

PERSONNEL & BENEFITS COSTS (110/111)	ADMINISTRATIVE COSTS		SERVICE EXPENDITURES			TOTAL
	CURRENT	CUMULATIVE	CURRENT	CUMULATIVE	CURRENT	Y-T-D CUMULATIVE
Salaries	\$ 1,893.98	\$ 18,939.81	\$ 11,022.00	\$ 120,540.66	\$ 12,915.98	\$ 139,480.47
FICA	\$ 144.89	\$ 1,448.90	\$ 843.19	\$ 9,221.39	\$ 988.08	\$ 10,670.29
Health & Welfare		\$ -	\$ 3,723.44	\$ 36,250.32	\$ 3,723.44	\$ 36,250.32
H & W FICA		\$ -	\$ 284.84	\$ 2,773.24	\$ 284.84	\$ 2,773.24
Subtotal (110/111)	\$ 2,038.87	\$ 20,388.71	\$ 15,873.47	\$ 168,785.61	\$ 17,912.34	\$ 189,174.32
TRAVEL (220)						
Local Mileage		\$ -		\$ -	\$ -	\$ -
		\$ -		\$ -	\$ -	\$ -
Sub Total (220)	\$ -	\$ -	\$ -	\$ -	\$ -	\$ -
CONTRACTUAL (230)						
Equipment Maintenance	\$ 123.06	\$ 1,230.60	\$ 331.86	\$ 1,677.92	\$ 454.92	\$ 2,908.52
Lease Equipment	\$ 31.50	\$ 315.00	\$ 62.50	\$ 1,163.76	\$ 94.00	\$ 1,478.76
Building Rent	\$ 423.08	\$ 4,230.80		\$ -	\$ 423.08	\$ 4,230.80
Staff Certification/Training		\$ -	\$ 846.00	\$ 1,743.93	\$ 846.00	\$ 1,743.93
Drug Testing			\$ 19.80	\$ 20.41	\$ 19.80	\$ 20.41
Payroll Service Fees		\$ -	\$ 56.71	\$ 352.81	\$ 56.71	\$ 352.81
Insurance	\$ 156.00	\$ 1,560.00	\$ 531.00	\$ 1,635.88	\$ 687.00	\$ 3,195.88
Printing		\$ -	\$ 120.00	\$ 120.00	\$ 120.00	\$ 120.00
Audit		\$ -	\$ 154.33	\$ 1,441.23	\$ 154.33	\$ 1,441.23
Trash Removal	\$ 45.20	\$ 452.00	\$ 200.07	\$ 2,828.93	\$ 245.27	\$ 3,280.93
Workman's Comp		\$ -	\$ 122.80	\$ 998.86	\$ 122.80	\$ 998.86
Building Maintenance		\$ -		\$ 1,688.84	\$ -	\$ 1,688.84
		\$ -		\$ -	\$ -	\$ -
		\$ -		\$ -	\$ -	\$ -
		\$ -		\$ -	\$ -	\$ -
Subtotal (230)	\$ 778.84	\$ 7,788.40	\$ 2,445.07	\$ 13,672.57	\$ 3,223.91	\$ 21,460.97
SUPPLIES AND MATERIALS (240)						
Office Supplies	\$ 20.39	\$ 203.90		\$ 5.74	\$ 20.39	\$ 209.64
Household Supplies		\$ -		\$ 55.66	\$ -	\$ 55.66
Food		\$ -		\$ -	\$ -	\$ -
Fuel		\$ -		\$ -	\$ -	\$ -
Subtotal (240)	\$ 20.39	\$ 203.90	\$ -	\$ 61.40	\$ 20.39	\$ 265.30
EQUIPMENT (250) (under \$5000.00)						
		\$ -		\$ -	\$ -	\$ -
		\$ -		\$ -	\$ -	\$ -
Subtotal (250)	\$ -	\$ -	\$ -	\$ -	\$ -	\$ -
MISCELLANEOUS (290)						
License		\$ -	\$ 89.00	\$ 89.00	\$ 89.00	\$ 89.00
		\$ -		\$ -	\$ -	\$ -
		\$ -		\$ -	\$ -	\$ -
Subtotal (290)	\$ -	\$ -	\$ 89.00	\$ 89.00	\$ 89.00	\$ 89.00
UTILITIES (360)						
Power	\$ 171.18	\$ 1,711.80		\$ -	\$ 171.18	\$ 1,711.80
Water/Sewer	\$ 14.52	\$ 145.20		\$ -	\$ 14.52	\$ 145.20
Telephone/Fax	\$ 115.42	\$ 1,154.20		\$ -	\$ 115.42	\$ 1,154.20
Subtotal (360)	\$ 301.12	\$ 3,011.20	\$ -	\$ -	\$ 301.12	\$ 3,011.20
CAPITAL OUTLAY (450) (over \$5000.00)						
		\$ -		\$ -	\$ -	\$ -
		\$ -		\$ -	\$ -	\$ -
Subtotal (450)	\$ -	\$ -	\$ -	\$ -	\$ -	\$ -
GRAND TOTAL	\$ 3,139.22	\$ 31,392.21	\$ 18,407.54	\$ 182,608.58	\$ 21,546.76	\$ 214,000.79

**FY-2016 EXPENDITURE REPORT
CATHOLIC SOCIAL SERVICE
ALEE SHELTER (CHILDREN)**

FOR THE MONTH ENDING: JULY 31, 2016

PERSONNEL & BENEFITS COSTS (110/111)	ADMINISTRATIVE COSTS		SERVICE EXPENDITURES			TOTAL	
	CURRENT	CUMULATIVE	CURRENT	CUMULATIVE	CURRENT	Y-T-D CUMULATIVE	
Salaries	\$ 2,164.55	\$ 20,619.15	\$ 14,368.16	\$ 145,788.80	\$ 16,532.71	\$ 166,407.95	
FICA	\$ 165.59	\$ 1,584.60	\$ 1,099.16	\$ 11,152.84	\$ 1,264.75	\$ 12,737.44	
Health & Welfare		\$ -	\$ 5,724.44	\$ 57,900.28	\$ 5,724.44	\$ 57,900.28	
H & W FICA		\$ -	\$ 437.88	\$ 4,429.24	\$ 437.88	\$ 4,429.24	
Subtotal (110/111)	\$ 2,330.14	\$ 22,203.75	\$ 21,629.64	\$ 219,271.16	\$ 23,959.78	\$ 241,474.91	
TRAVEL (220)							
Local Mileage		\$ -		\$ -	\$ -	\$ -	
		\$ -		\$ -	\$ -	\$ -	
Sub Total (220)	\$ -	\$ -	\$ -	\$ -	\$ -	\$ -	
CONTRACTUAL (230)							
Equipment Maintenance	\$ 101.05	\$ 1,016.34	\$ -	\$ 272.81	\$ 101.05	\$ 1,289.15	
Lease Equipment	\$ 36.00	\$ 339.10		\$ -	\$ 36.00	\$ 339.10	
Building Rent	\$ 523.12	\$ 4,969.39	\$ 2,300.00	\$ 23,000.00	\$ 2,823.12	\$ 27,969.39	
Staff Certification/Training		\$ -	\$ -	\$ 47.94	\$ -	\$ 47.94	
Drug Testing				\$ -	\$ -	\$ -	
Payroll Service Fees		\$ -	\$ 64.81	\$ 377.42	\$ 64.81	\$ 377.42	
Insurance	\$ 178.29	\$ 1,679.38		\$ 165.44	\$ 178.29	\$ 1,844.82	
Printing		\$ -		\$ -	\$ -	\$ -	
Audit		\$ -		\$ -	\$ -	\$ -	
Trash Removal	\$ 51.65	\$ 486.51	\$ 80.40	\$ 135.34	\$ 132.05	\$ 621.85	
Workman's Comp		\$ -	\$ 97.20	\$ 294.40	\$ 97.20	\$ 294.40	
Building Maintenance		\$ -		\$ 109.88	\$ -	\$ 109.88	
		\$ -		\$ -	\$ -	\$ -	
		\$ -		\$ -	\$ -	\$ -	
		\$ -		\$ -	\$ -	\$ -	
Subtotal (230)	\$ 890.11	\$ 8,490.72	\$ 2,542.41	\$ 24,403.23	\$ 3,432.52	\$ 32,893.95	
SUPPLIES AND MATERIALS (240)							
Office Supplies	\$ 23.31	\$ 219.57		\$ -	\$ 23.31	\$ 219.57	
Household Supplies		\$ -		\$ -	\$ -	\$ -	
Food		\$ -		\$ -	\$ -	\$ -	
Fuel		\$ -		\$ -	\$ -	\$ -	
Subtotal (240)	\$ 23.31	\$ 219.57	\$ -	\$ -	\$ 23.31	\$ 219.57	
EQUIPMENT (250) (under \$5000.00)							
		\$ -		\$ -	\$ -	\$ -	
		\$ -		\$ -	\$ -	\$ -	
Subtotal (250)	\$ -	\$ -	\$ -	\$ -	\$ -	\$ -	
MISCELLANEOUS (290)							
Miscellaneous		\$ -		\$ -	\$ -	\$ -	
		\$ -		\$ -	\$ -	\$ -	
		\$ -		\$ -	\$ -	\$ -	
Subtotal (290)	\$ -	\$ -	\$ -	\$ -	\$ -	\$ -	
UTILITIES (360)							
Power	\$ 195.63	\$ 1,842.71	\$ 300.73	\$ 3,419.61	\$ 496.36	\$ 5,262.32	
Water/Sewer	\$ 16.59	\$ 156.27	\$ 48.25	\$ 1,040.85	\$ 64.84	\$ 1,197.12	
Telephone/Fax	\$ 131.91	\$ 1,242.51	\$ 73.69	\$ 980.73	\$ 205.60	\$ 2,223.24	
Subtotal (360)	\$ 344.13	\$ 3,241.49	\$ 422.67	\$ 5,441.19	\$ 766.80	\$ 8,682.68	
CAPITAL OUTLAY (450) (over \$5000.00)							
		\$ -		\$ -	\$ -	\$ -	
		\$ -		\$ -	\$ -	\$ -	
Subtotal (450)	\$ -	\$ -	\$ -	\$ -	\$ -	\$ -	
GRAND TOTAL	\$ 3,587.69	\$ 34,155.53	\$ 24,594.72	\$ 249,115.58	\$ 28,182.41	\$ 283,271.11	

**FY-2016 EXPENDITURE REPORT
CATHOLIC SOCIAL SERVICE
ALEE (ADULT)**

FOR THE MONTH ENDING: AUGUST 31, 2016

PERSONNEL & BENEFITS COSTS (110/111)	ADMINISTRATIVE COSTS		SERVICE EXPENDITURES		TOTAL	
	CURRENT	CUMULATIVE	CURRENT	CUMULATIVE	CURRENT	Y-T-D CUMULATIVE
Salaries	\$ 1,893.98	\$ 20,833.79	\$ 11,420.00	\$ 131,960.66	\$ 13,313.98	\$ 152,794.45
FICA	\$ 144.89	\$ 1,593.79	\$ 873.63	\$ 10,095.02	\$ 1,018.52	\$ 11,688.81
Health & Welfare		\$ -	\$ 3,825.92	\$ 40,076.24	\$ 3,825.92	\$ 40,076.24
H & W FICA		\$ -	\$ 292.68	\$ 3,065.92	\$ 292.68	\$ 3,065.92
Subtotal (110/111)	\$ 2,038.87	\$ 22,427.58	\$ 16,412.23	\$ 185,197.84	\$ 18,451.10	\$ 207,625.42
TRAVEL (220)						
Local Mileage		\$ -		\$ -	\$ -	\$ -
		\$ -		\$ -	\$ -	\$ -
Sub Total (220)	\$ -	\$ -	\$ -	\$ -	\$ -	\$ -
CONTRACTUAL (230)						
Equipment Maintenance	\$ 123.06	\$ 1,353.66	\$ 491.08	\$ 2,169.00	\$ 614.14	\$ 3,522.66
Lease Equipment	\$ 31.50	\$ 346.50	\$ 62.50	\$ 1,226.26	\$ 94.00	\$ 1,572.76
Building Rent	\$ 423.08	\$ 4,653.88		\$ -	\$ 423.08	\$ 4,653.88
Staff Certification/Training		\$ -	\$ 80.35	\$ 1,824.28	\$ 80.35	\$ 1,824.28
Drug Testing				\$ 20.41	\$ -	\$ 20.41
Payroll Service Fees		\$ -	\$ 56.71	\$ 409.52	\$ 56.71	\$ 409.52
Insurance	\$ 156.00	\$ 1,716.00	\$ 531.00	\$ 2,166.88	\$ 687.00	\$ 3,882.88
Printing		\$ -		\$ 120.00	\$ -	\$ 120.00
Audit		\$ -	\$ 154.33	\$ 1,595.56	\$ 154.33	\$ 1,595.56
Trash Removal	\$ 45.20	\$ 497.20	\$ 496.54	\$ 3,325.47	\$ 541.74	\$ 3,822.67
Workman's Comp		\$ -	\$ 122.80	\$ 1,121.66	\$ 122.80	\$ 1,121.66
Building Maintenance		\$ -		\$ 1,688.84	\$ -	\$ 1,688.84
		\$ -		\$ -	\$ -	\$ -
		\$ -		\$ -	\$ -	\$ -
		\$ -		\$ -	\$ -	\$ -
Subtotal (230)	\$ 778.84	\$ 8,567.24	\$ 1,995.31	\$ 15,667.88	\$ 2,774.15	\$ 24,235.12
SUPPLIES AND MATERIALS (240)						
Office Supplies	\$ 20.39	\$ 224.29		\$ 5.74	\$ 20.39	\$ 230.03
Household Supplies		\$ -		\$ 55.66	\$ -	\$ 55.66
Food		\$ -		\$ -	\$ -	\$ -
Fuel		\$ -		\$ -	\$ -	\$ -
Subtotal (240)	\$ 20.39	\$ 224.29	\$ -	\$ 61.40	\$ 20.39	\$ 285.69
EQUIPMENT (250) (under \$5000.00)						
		\$ -		\$ -	\$ -	\$ -
		\$ -		\$ -	\$ -	\$ -
Subtotal (250)	\$ -	\$ -	\$ -	\$ -	\$ -	\$ -
MISCELLANEOUS (290)						
		\$ -		\$ 89.00	\$ -	\$ 89.00
		\$ -		\$ -	\$ -	\$ -
		\$ -		\$ -	\$ -	\$ -
Subtotal (290)	\$ -	\$ -	\$ -	\$ 89.00	\$ -	\$ 89.00
UTILITIES (360)						
Power	\$ 171.18	\$ 1,882.98		\$ -	\$ 171.18	\$ 1,882.98
Water/Sewer	\$ 14.52	\$ 159.72		\$ -	\$ 14.52	\$ 159.72
Telephone/Fax	\$ 115.42	\$ 1,269.62		\$ -	\$ 115.42	\$ 1,269.62
Subtotal (360)	\$ 301.12	\$ 3,312.32	\$ -	\$ -	\$ 301.12	\$ 3,312.32
CAPITAL OUTLAY (450) (over \$5000.00)						
		\$ -		\$ -	\$ -	\$ -
		\$ -		\$ -	\$ -	\$ -
Subtotal (450)	\$ -	\$ -	\$ -	\$ -	\$ -	\$ -
GRAND TOTAL	\$ 3,139.22	\$ 34,531.43	\$ 18,407.54	\$ 201,016.12	\$ 21,546.76	\$ 235,547.55

**FY-2016 EXPENDITURE REPORT
CATHOLIC SOCIAL SERVICE
ALEE SHELTER (CHILDREN)**

FOR THE MONTH ENDING: AUGUST 31, 2016

PERSONNEL & BENEFITS COSTS (110/111)	ADMINISTRATIVE COSTS		SERVICE EXPENDITURES		TOTAL	
	CURRENT	CUMULATIVE	CURRENT	CUMULATIVE	CURRENT	Y-T-D/CUMULATIVE
Salaries	\$ 2,164.55	\$ 22,783.70	\$ 13,059.20	\$ 158,848.00	\$ 15,223.75	\$ 181,631.70
FICA	\$ 165.59	\$ 1,750.19	\$ 999.03	\$ 12,151.87	\$ 1,164.62	\$ 13,902.06
Health & Welfare		\$ -	\$ 5,465.60	\$ 63,365.88	\$ 5,465.60	\$ 63,365.88
H & W FICA		\$ -	\$ 418.12	\$ 4,847.36	\$ 418.12	\$ 4,847.36
Subtotal (110/111)	\$ 2,330.14	\$ 24,533.89	\$ 19,941.95	\$ 239,213.11	\$ 22,272.09	\$ 263,747.00
TRAVEL (220)						
Local Mileage		\$ -		\$ -	\$ -	\$ -
		\$ -		\$ -	\$ -	\$ -
Sub Total (220)	\$ -	\$ -	\$ -	\$ -	\$ -	\$ -
CONTRACTUAL (230)						
Equipment Maintenance	\$ 101.05	\$ 1,117.39	\$ 140.98	\$ 413.79	\$ 242.03	\$ 1,531.18
Lease Equipment	\$ 36.00	\$ 375.10		\$ -	\$ 36.00	\$ 375.10
Building Rent	\$ 523.12	\$ 5,492.51	\$ 2,300.00	\$ 25,300.00	\$ 2,823.12	\$ 30,792.51
Staff Certification/Training		\$ -		\$ 47.94	\$ -	\$ 47.94
Drug Testing				\$ -	\$ -	\$ -
Payroll Service Fees		\$ -	\$ 129.62	\$ 507.04	\$ 129.62	\$ 507.04
Insurance	\$ 178.29	\$ 1,857.67		\$ 165.44	\$ 178.29	\$ 2,023.11
Printing		\$ -		\$ -	\$ -	\$ -
Audit		\$ -		\$ -	\$ -	\$ -
Trash Removal	\$ 51.65	\$ 538.16		\$ 135.34	\$ 51.65	\$ 673.50
Workman's Comp		\$ -		\$ 294.40	\$ -	\$ 294.40
Building Maintenance		\$ -		\$ 109.88	\$ -	\$ 109.88
		\$ -		\$ -	\$ -	\$ -
		\$ -		\$ -	\$ -	\$ -
		\$ -		\$ -	\$ -	\$ -
Subtotal (230)	\$ 890.11	\$ 9,380.83	\$ 2,570.60	\$ 26,973.83	\$ 3,460.71	\$ 36,354.66
SUPPLIES AND MATERIALS (240)						
Office Supplies	\$ 23.31	\$ 242.88	\$ 65.57	\$ 65.57	\$ 88.88	\$ 308.45
Household Supplies		\$ -	\$ 169.84	\$ 169.84	\$ 169.84	\$ 169.84
Food		\$ -	\$ 450.00	\$ 450.00	\$ 450.00	\$ 450.00
Fuel		\$ -	\$ 450.00	\$ 450.00	\$ 450.00	\$ 450.00
Subtotal (240)	\$ 23.31	\$ 242.88	\$ 1,135.41	\$ 1,135.41	\$ 1,158.72	\$ 1,378.29
EQUIPMENT (250) (under \$5000.00)						
		\$ -		\$ -	\$ -	\$ -
		\$ -		\$ -	\$ -	\$ -
Subtotal (250)	\$ -	\$ -	\$ -	\$ -	\$ -	\$ -
MISCELLANEOUS (290)						
Miscellaneous		\$ -		\$ -	\$ -	\$ -
		\$ -		\$ -	\$ -	\$ -
Subtotal (290)	\$ -	\$ -	\$ -	\$ -	\$ -	\$ -
UTILITIES (360)						
Power	\$ 195.63	\$ 2,038.34	\$ 720.48	\$ 4,140.09	\$ 916.11	\$ 6,178.43
Water/Sewer	\$ 16.59	\$ 172.86	\$ 51.34	\$ 1,092.19	\$ 67.93	\$ 1,265.05
Telephone/Fax	\$ 131.91	\$ 1,374.42	\$ 174.94	\$ 1,155.67	\$ 306.85	\$ 2,530.09
Subtotal (360)	\$ 344.13	\$ 3,585.62	\$ 946.76	\$ 6,387.95	\$ 1,290.89	\$ 9,973.57
CAPITAL OUTLAY (450) (over \$5000.00)						
		\$ -		\$ -	\$ -	\$ -
		\$ -		\$ -	\$ -	\$ -
Subtotal (450)	\$ -	\$ -	\$ -	\$ -	\$ -	\$ -
GRAND TOTAL	\$ 3,587.69	\$ 37,743.22	\$ 24,594.72	\$ 273,710.30	\$ 28,182.41	\$ 311,453.52

**FY-2016 EXPENDITURE REPORT
CATHOLIC SOCIAL SERVICE
ALEE (ADULT)**

FOR THE MONTH ENDING: SEPTEMBER 30, 2016

PERSONNEL & BENEFITS COSTS (110/111)	ADMINISTRATIVE COSTS		SERVICE EXPENDITURES		TOTAL	
	CURRENT	CUMULATIVE	CURRENT	CUMULATIVE	CURRENT	Y-T-D CUMULATIVE
Salaries	\$ 1,893.98	\$ 22,727.77	\$ 11,910.00	\$ 143,870.66	\$ 13,803.98	\$ 166,598.43
FICA	\$ 144.89	\$ 1,738.68	\$ 911.12	\$ 11,006.14	\$ 1,056.01	\$ 12,744.82
Health & Welfare		\$ -	\$ 3,376.80	\$ 43,453.04	\$ 3,376.80	\$ 43,453.04
H & W FICA		\$ -	\$ 258.35	\$ 3,324.27	\$ 258.35	\$ 3,324.27
Subtotal (110/111)	\$ 2,038.87	\$ 24,466.45	\$ 16,456.27	\$ 201,654.11	\$ 18,495.14	\$ 226,120.56
TRAVEL (220)						
Local Mileage		\$ -		\$ -	\$ -	\$ -
		\$ -		\$ -	\$ -	\$ -
Sub Total (220)	\$ -	\$ -	\$ -	\$ -	\$ -	\$ -
CONTRACTUAL (230)						
Equipment Maintenance	\$ 123.06	\$ 1,476.72	\$ 413.97	\$ 2,582.97	\$ 537.03	\$ 4,059.69
Lease Equipment	\$ 31.50	\$ 378.00	\$ 62.50	\$ 1,288.76	\$ 94.00	\$ 1,666.76
Building Rent	\$ 423.08	\$ 5,076.96		\$ -	\$ 423.08	\$ 5,076.96
Staff Certification/Training		\$ -	\$ 200.00	\$ 2,024.28	\$ 200.00	\$ 2,024.28
Drug Testing				\$ 20.41	\$ -	\$ 20.41
Payroll Service Fees		\$ -	\$ 56.71	\$ 466.23	\$ 56.71	\$ 466.23
Insurance	\$ 156.00	\$ 1,872.00	\$ 531.00	\$ 2,697.88	\$ 687.00	\$ 4,569.88
Printing		\$ -		\$ 120.00	\$ -	\$ 120.00
Audit		\$ -	\$ 154.33	\$ 1,749.89	\$ 154.33	\$ 1,749.89
Trash Removal	\$ 45.20	\$ 542.40	\$ 409.96	\$ 3,735.43	\$ 455.16	\$ 4,277.83
Workman's Comp		\$ -	\$ 122.80	\$ 1,244.46	\$ 122.80	\$ 1,244.46
Building Maintenance		\$ -		\$ 1,688.84	\$ -	\$ 1,688.84
		\$ -		\$ -	\$ -	\$ -
		\$ -		\$ -	\$ -	\$ -
		\$ -		\$ -	\$ -	\$ -
Subtotal (230)	\$ 778.84	\$ 9,346.08	\$ 1,951.27	\$ 17,619.15	\$ 2,730.11	\$ 26,965.23
SUPPLIES AND MATERIALS (240)						
Office Supplies	\$ 20.39	\$ 244.68		\$ 5.74	\$ 20.39	\$ 250.42
Household Supplies		\$ -		\$ 55.66	\$ -	\$ 55.66
Food		\$ -		\$ -	\$ -	\$ -
Fuel		\$ -		\$ -	\$ -	\$ -
Subtotal (240)	\$ 20.39	\$ 244.68	\$ -	\$ 61.40	\$ 20.39	\$ 306.08
EXPENSES (250) (under \$5000.00)						
		\$ -		\$ -	\$ -	\$ -
		\$ -		\$ -	\$ -	\$ -
Subtotal (250)	\$ -	\$ -	\$ -	\$ -	\$ -	\$ -
MISCELLANEOUS (290)						
		\$ -		\$ 89.00	\$ -	\$ 89.00
		\$ -		\$ -	\$ -	\$ -
		\$ -		\$ -	\$ -	\$ -
Subtotal (290)	\$ -	\$ -	\$ -	\$ 89.00	\$ -	\$ 89.00
UTILITIES (360)						
Power	\$ 171.18	\$ 2,054.16		\$ -	\$ 171.18	\$ 2,054.16
Water/Sewer	\$ 14.52	\$ 174.24		\$ -	\$ 14.52	\$ 174.24
Telephone/Fax	\$ 115.42	\$ 1,385.04		\$ -	\$ 115.42	\$ 1,385.04
Subtotal (360)	\$ 301.12	\$ 3,613.44	\$ -	\$ -	\$ 301.12	\$ 3,613.44
CAPITAL OUTLAY (450) (over \$5000.00)						
		\$ -		\$ -	\$ -	\$ -
		\$ -		\$ -	\$ -	\$ -
Subtotal (450)	\$ -	\$ -	\$ -	\$ -	\$ -	\$ -
GRAND TOTAL	\$ 3,139.22	\$ 37,670.65	\$ 18,407.54	\$ 219,423.66	\$ 21,546.76	\$ 257,094.31

**FY-2016 EXPENDITURE REPORT
CATHOLIC SOCIAL SERVICE
ALEE SHELTER (CHILDREN)**

FOR THE MONTH ENDING: SEPTEMBER 30, 2016

PERSONNEL & BENEFITS COSTS (110/111)	ADMINISTRATIVE COSTS		SERVICE EXPENDITURES		TOTAL	
	CURRENT	CUMULATIVE	CURRENT	CUMULATIVE	CURRENT	Y-T-D CUMULATIVE
Salaries	\$ 2,164.55	\$ 24,948.25	\$ 13,480.24	\$ 172,328.24	\$ 15,644.79	\$ 197,276.49
FICA	\$ 165.59	\$ 1,915.78	\$ 1,031.23	\$ 13,183.10	\$ 1,196.82	\$ 15,098.88
Health & Welfare		\$ -	\$ 5,704.72	\$ 69,070.60	\$ 5,704.72	\$ 69,070.60
H & W FICA		\$ -	\$ 436.37	\$ 5,283.73	\$ 436.37	\$ 5,283.73
Subtotal (110/111)	\$ 2,330.14	\$ 26,864.03	\$ 20,652.56	\$ 259,865.67	\$ 22,982.70	\$ 286,729.70
TRAVEL (220)						
Local Mileage		\$ -		\$ -	\$ -	\$ -
		\$ -		\$ -	\$ -	\$ -
Sub Total (220)		\$ -	\$ -	\$ -	\$ -	\$ -
CONTRACTUAL (230)						
Equipment Maintenance	\$ 101.05	\$ 1,218.44	\$ 247.80	\$ 661.59	\$ 348.85	\$ 1,880.03
Lease Equipment	\$ 36.00	\$ 411.10		\$ -	\$ 36.00	\$ 411.10
Building Rent	\$ 523.12	\$ 6,015.63	\$ 2,300.00	\$ 27,600.00	\$ 2,823.12	\$ 33,615.63
Staff Certification/Training		\$ -	\$ 19.80	\$ 67.74	\$ 19.80	\$ 67.74
Drug Testing				\$ -	\$ -	\$ -
Payroll Service Fees		\$ -		\$ 507.04	\$ -	\$ 507.04
Insurance	\$ 178.29	\$ 2,035.96	\$ 161.73	\$ 327.17	\$ 340.02	\$ 2,363.13
Printing		\$ -		\$ -	\$ -	\$ -
Audit		\$ -		\$ -	\$ -	\$ -
Trash Removal	\$ 51.65	\$ 589.81	\$ 188.32	\$ 323.66	\$ 239.97	\$ 913.47
Workman's Comp		\$ -		\$ 294.40	\$ -	\$ 294.40
Building Maintenance		\$ -		\$ 109.88	\$ -	\$ 109.88
		\$ -		\$ -	\$ -	\$ -
		\$ -		\$ -	\$ -	\$ -
Subtotal (230)	\$ 890.11	\$ 10,270.94	\$ 2,917.65	\$ 29,891.48	\$ 3,807.76	\$ 40,162.42
SUPPLIES AND MATERIALS (240)						
Office Supplies	\$ 23.31	\$ 266.19		\$ 65.57	\$ 23.31	\$ 331.76
Household Supplies		\$ -		\$ 169.84	\$ -	\$ 169.84
Food		\$ -		\$ 450.00	\$ -	\$ 450.00
Fuel		\$ -		\$ 450.00	\$ -	\$ 450.00
Subtotal (240)	\$ 23.31	\$ 266.19	\$ -	\$ 1,135.41	\$ 23.31	\$ 1,401.60
EQUIPMENT (250) (under \$5000.00)						
		\$ -		\$ -	\$ -	\$ -
		\$ -		\$ -	\$ -	\$ -
Subtotal (250)		\$ -	\$ -	\$ -	\$ -	\$ -
MISCELLANEOUS (290)						
Miscellaneous		\$ -		\$ -	\$ -	\$ -
		\$ -		\$ -	\$ -	\$ -
		\$ -		\$ -	\$ -	\$ -
Subtotal (290)		\$ -	\$ -	\$ -	\$ -	\$ -
UTILITIES (360)						
Power	\$ 195.63	\$ 2,233.97	\$ 799.48	\$ 4,939.57	\$ 995.11	\$ 7,173.54
Water/Sewer	\$ 16.59	\$ 189.45	\$ 48.78	\$ 1,140.97	\$ 65.37	\$ 1,330.42
Telephone/Fax	\$ 131.91	\$ 1,506.33	\$ 176.25	\$ 1,331.92	\$ 308.16	\$ 2,838.25
Subtotal (360)	\$ 344.13	\$ 3,929.75	\$ 1,024.51	\$ 7,412.46	\$ 1,368.64	\$ 11,342.21
CAPITAL OUTLAY (450) (over \$5000.00)						
		\$ -		\$ -	\$ -	\$ -
		\$ -		\$ -	\$ -	\$ -
Subtotal (450)		\$ -	\$ -	\$ -	\$ -	\$ -
GRAND TOTAL	\$ 3,587.69	\$ 41,330.91	\$ 24,594.72	\$ 298,305.02	\$ 28,182.41	\$ 339,635.93