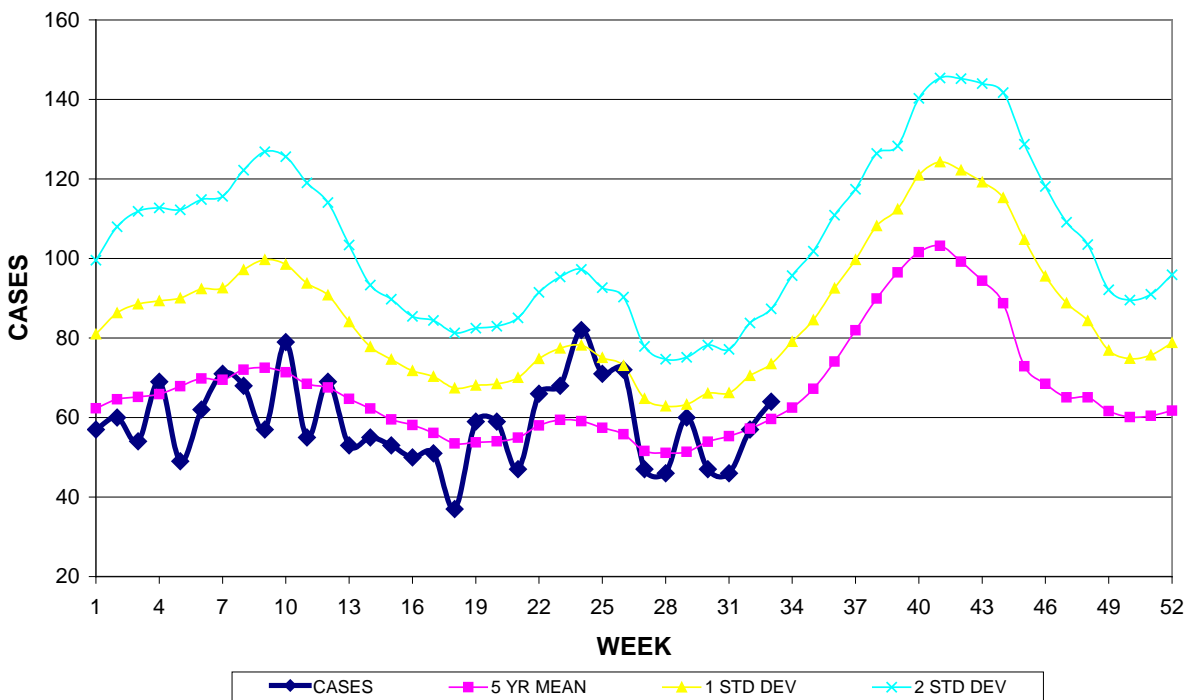


GUAM EPIDEMIOLOGY NEWSLETTER

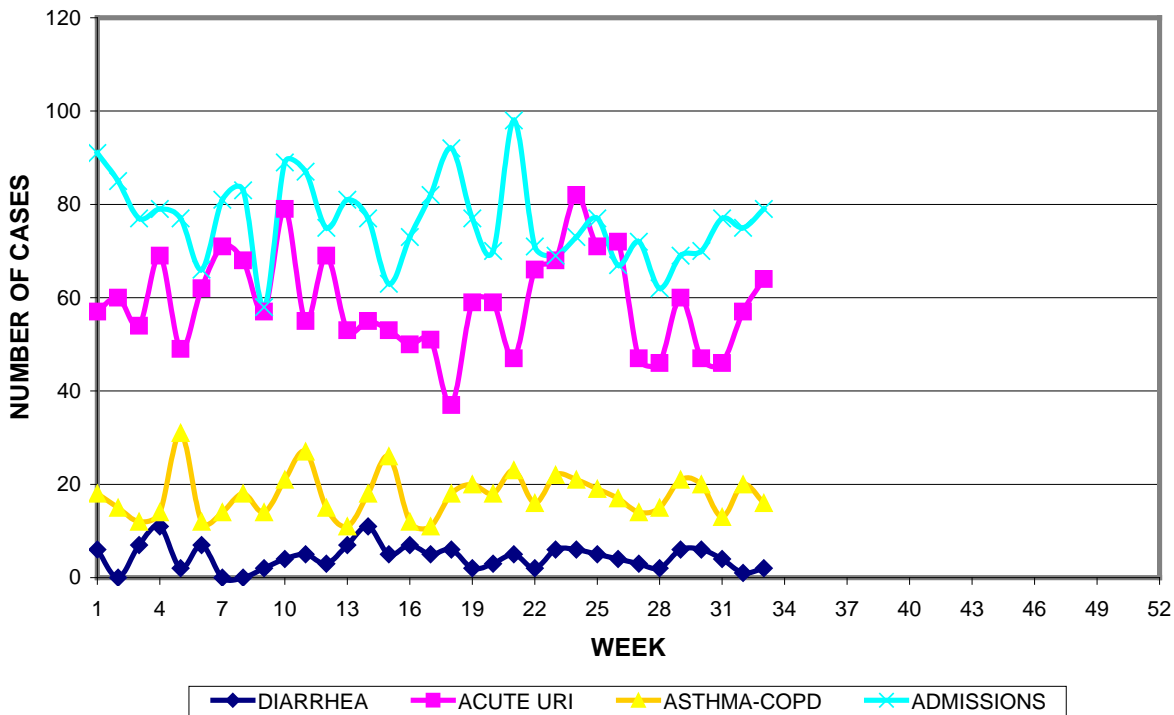
REPORT FOR WEEK ENDING: 8/18/2012 (Reporting week 2012-33)

GUAM REPORTS

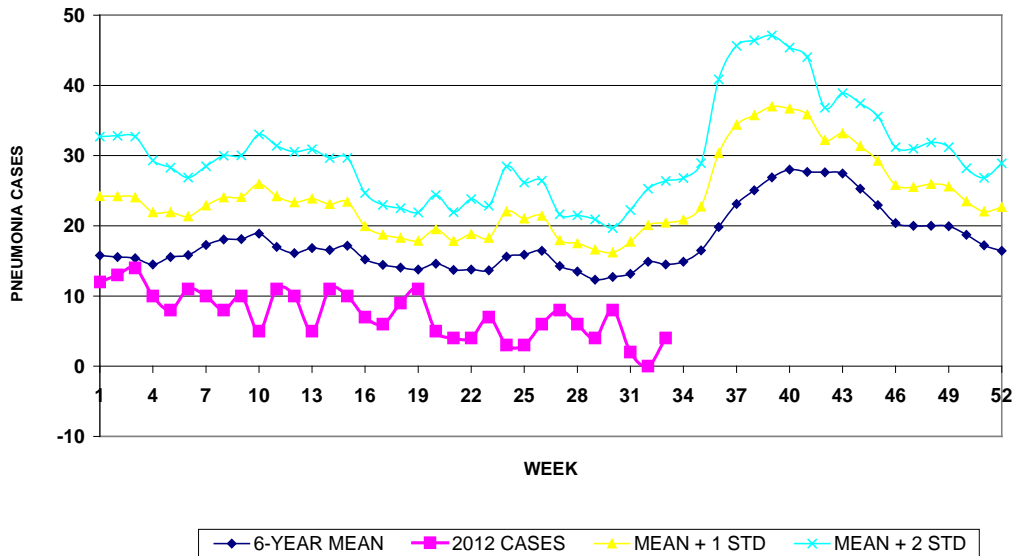
**GUAM ACUTE RESPIRATORY INFECTION SURVEILLANCE 2012;  
 GMHA-EMERGENCY DEPARTMENT PATIENTS BY WEEK SEEN**



GUAM SYNDROMIC DISEASE SURVEILLANCE  
**GMHA-ED PATIENT DIAGNOSES BY WEEK, 2012**



MEDICAL RECORDS AND INFECTION CONTROL DEPARTMENTS  
 GUAM MEMORIAL HOSPITAL AUTHORITY  
**HOSPITAL INPATIENT DISCHARGES WITH A DIAGNOSIS OF  
 PNEUMONIA BY WEEK DISCHARGED, 2012**



**GUAM SENTINEL PHYSICIAN INFLUENZA SURVEILLANCE**  
 REPORTS OF INFLUENZA OR INFLUENZA-LIKE ILLNESSES  
 RECEIVED FOR THE WEEK ENDING 8/18/2012

No activity – No cases reported by sentinel physicians  
 (ACTIVITY LEVELS: No activity, Sporadic, Local, Regional, Widespread)

Foreign Quarantine & Enteric Diseases Section  
 Bureau of Communicable Disease Control  
 Guam Department of Public Health & Social Services  
**H1N1 INFLUENZA SURVEILLANCE, WEEK 33, 2012**  
**NO CASES OF H1N1 REPORTED FOR WEEK 33**  
**Cumulative 2012: 0 civilian & 0 military cases**

INFECTION CONTROL DEPARTMENT  
 GUAM MEMORIAL HOSPITAL AUTHORITY  
**HOSPITALIZATIONS FOR INFLUENZA A or B BY AGE  
 AND MORBIDITY REPORTING WEEK, 2012**

AGE	WEEK										TOTAL	
	24	25	26	27	28	29	30	31	32	33		
0-4												3
5-18												1
19-24												
25-49												1
50-64												
65+												2
TOTAL	0	0	0	0	0	0	0	0	0	0	0	7

INFECTION CONTROL DEPARTMENT  
 GUAM MEMORIAL HOSPITAL AUTHORITY  
**GMHA-EMERGENCY DEPARTMENT CLINICAL DIAGNOSES OF INFLUENZA OR  
 FLU-SYNDROME BY WEEK AND PATIENT'S VILLAGE OF RESIDENCE, 2012**  
 (Villages listed geographically from northern-most to southern-most)

VILLAGE	WEEK											TOTAL	2012 RATE
	24	25	26	27	28	29	30	31	32	33			
Yigo	0	0	2	2	1	0	0	2	1	1	22	91.18	
Dededo	2	1	1	1	3	2	7	1	2	6	54	94.43	
Tamuning	2	1	1	1	1	2	0	1	0	1	21	98.58	
Barrigada	2	0	0	3	0	0	0	0	0	0	7	68.41	
Mangilao	1	1	0	0	0	2	0	1	1	1	14	88.92	
M-T-M	1	2	1	0	0	0	0	0	0	0	12	173.59	
Hagatna	0	0	0	1	0	0	0	0	0	1	3	230.59	
Agaña Hts	1	0	0	0	0	0	0	0	1	0	3	64.38	
Sinajana	0	0	0	1	0	1	1	0	0	0	3	88.92	
Chalan Pago-Ordot	0	1	0	2	0	0	0	1	0	0	15	214.13	
Asan-Maina	0	0	0	0	0	0	0	0	0	0	2	80.91	
Piti	0	0	0	0	0	0	0	0	0	0	0	0.00	
Santa Rita	0	0	0	0	0	0	0	0	0	0	3	33.82	
Agat	1	1	0	0	0	2	1	0	0	1	8	119.60	
Yona	1	1	0	0	1	0	1	0	0	3	11	143.45	
Talofofo	0	0	0	0	0	0	1	0	0	0	3	78.91	
Inarajan	0	0	0	0	0	0	0	0	0	0	5	138.54	
Merizo	0	1	0	0	0	0	0	0	0	0	2	78.19	
Umatac	0	0	0	0	0	0	0	0	0	0	3	285.99	
Tourist	0	1	0	0	0	0	1	0	0	0	2		
Unknown	0	0	0	0	0	0	0	1	0	0	1		
<b>TOTAL</b>	10	10	5	11	8	9	12	7	5	14	195	106.51	

NOTE: Rate = cases per 100,000 population for the specified period.

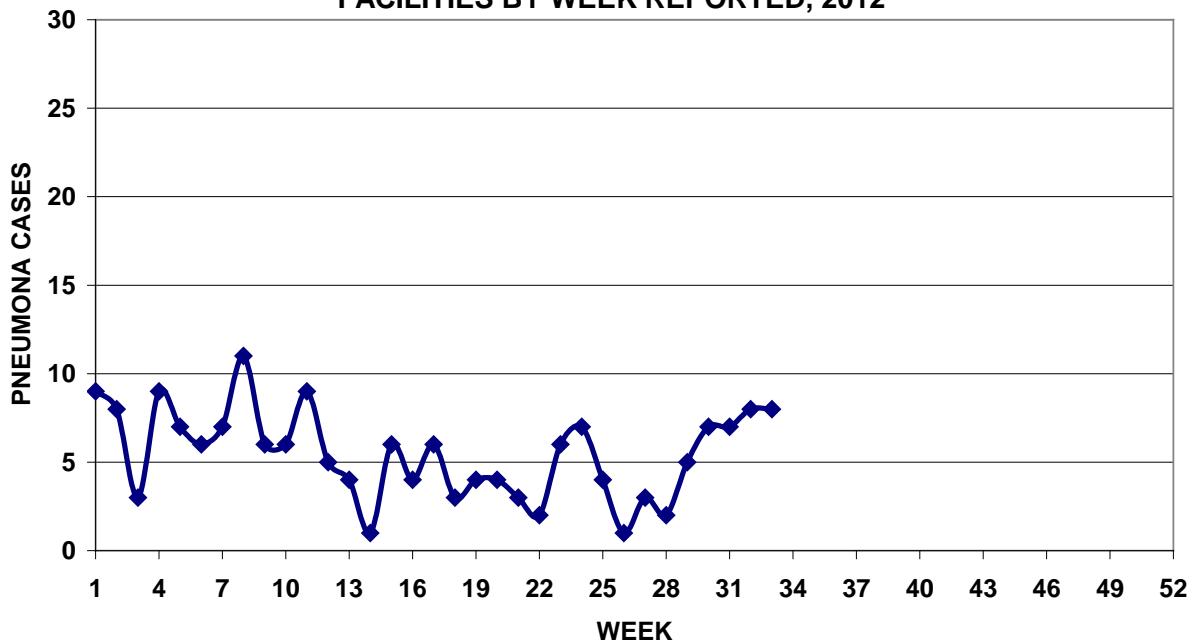
**GUAM ANIMAL DISEASE (ZONOSSES) REPORTS**  
 REPORTS RECEIVED FOR THE WEEK ENDING 8/18/2012

**Anaplasmosis** – 2 canine cases, **Ehrlichia** – 1 canine case

Bureau of Communicable Disease Control  
**Guam Department of Public Health & Social Services**  
**ISLAND-WIDE COMMUNICABLE DISEASE REPORT**  
 REPORTS RECEIVED FOR THE WEEK ENDING 8/18/2012

Chickenpox	1
<i>Chlamydia trachomatis</i>	15
Conjunctivitis	2
Hepatitis B	1
HSV 2	1
Influenza A	3
<i>Klebsiella pneumoniae</i> MDR	1
MRSA	5
Streptococcal sore throat	2
Streptococcal disease, other	1

PREVENTIVE MEDICINE DEPARTMENT  
 U.S. NAVAL HOSPITAL GUAM  
**PNEUMONIA CASES SEEN IN GUAM MILITARY TREATMENT  
 FACILITIES BY WEEK REPORTED, 2012**



## W.H.O. INFLUENZA A (H5N1) SURVEILLANCE

WHO reports the cumulative number of confirmed human cases and deaths due to avian influenza (H5N1) at : <[http://www.who.int/csr/disease/avian\\_influenza/en/index.html](http://www.who.int/csr/disease/avian_influenza/en/index.html)>. The table below reflects totals provided at this web site as of 11:30 PM, 8/22/2012, Guam-time.

COUNTRY		2004	2005	2006	2007	2008	2009	2010	2011	2012	TOTAL
Azerbaijan	Cases	0	0	8	0	0	0	0	0	0	8
	Deaths	0	0	5	0	0	0	0	0	0	5
Bangladesh	Cases	0	0	0	0	1	0	0	2	3	6
	Deaths	0	0	0	0	0	0	0	0	0	0
Cambodia	Cases	0	4	2	1	1	1	1	8	3	21
	Deaths	0	4	2	1	0	0	1	8	3	19
China	Cases	0	8	13	5	4	7	2	1	2	43
	Deaths	0	5	8	3	4	4	1	1	1	28
Djibouti	Cases	0	0	1	0	0	0	0	0	0	1
	Deaths	0	0	0	0	0	0	0	0	0	0
Egypt	Cases	0	0	18	25	8	39	29	38	10	168
	Deaths	0	0	10	9	4	4	13	15	5	60
Indonesia	Cases	0	20	55	42	24	21	9	12	8	191
	Deaths	0	13	45	37	20	19	7	10	8	159
Iraq	Cases	0	0	3	0	0	0	0	0	0	3
	Deaths	0	0	2	0	0	0	0	0	0	2
Laos	Cases	0	0	0	2	0	0	0	0	0	2
	Deaths	0	0	0	2	0	0	0	0	0	2
Myanmar	Cases	0	0	0	1	0	0	0	0	0	1
	Deaths	0	0	0	0	0	0	0	0	0	0
Nigeria	Cases	0	0	0	1	0	0	0	0	0	1
	Deaths	0	0	0	1	0	0	0	0	0	1
Pakistan	Cases	0	0	0	3	0	0	0	0	0	3
	Deaths	0	0	0	1	0	0	0	0	0	1
Thailand	Cases	17	5	3	0	0	0	0	0	0	25
	Deaths	12	2	3	0	0	0	0	0	0	17
Turkey	Cases	0	0	12	0	0	0	0	0	0	12
	Deaths	0	0	4	0	0	0	0	0	0	4
Viet Nam	Cases	29	61	0	8	6	5	7	0	4	123
	Deaths	20	19	0	5	5	5	2	0	2	61
TOTAL	Cases	46	98	115	88	44	73	48	61	30	608
	Deaths	32	43	79	59	33	32	24	34	19	359

NOTE: Total number of cases includes number of deaths. WHO reports only laboratory-confirmed cases. Figures that have changed since last week's report are noted in **BOLD**, the number of new cases is enclosed ( )