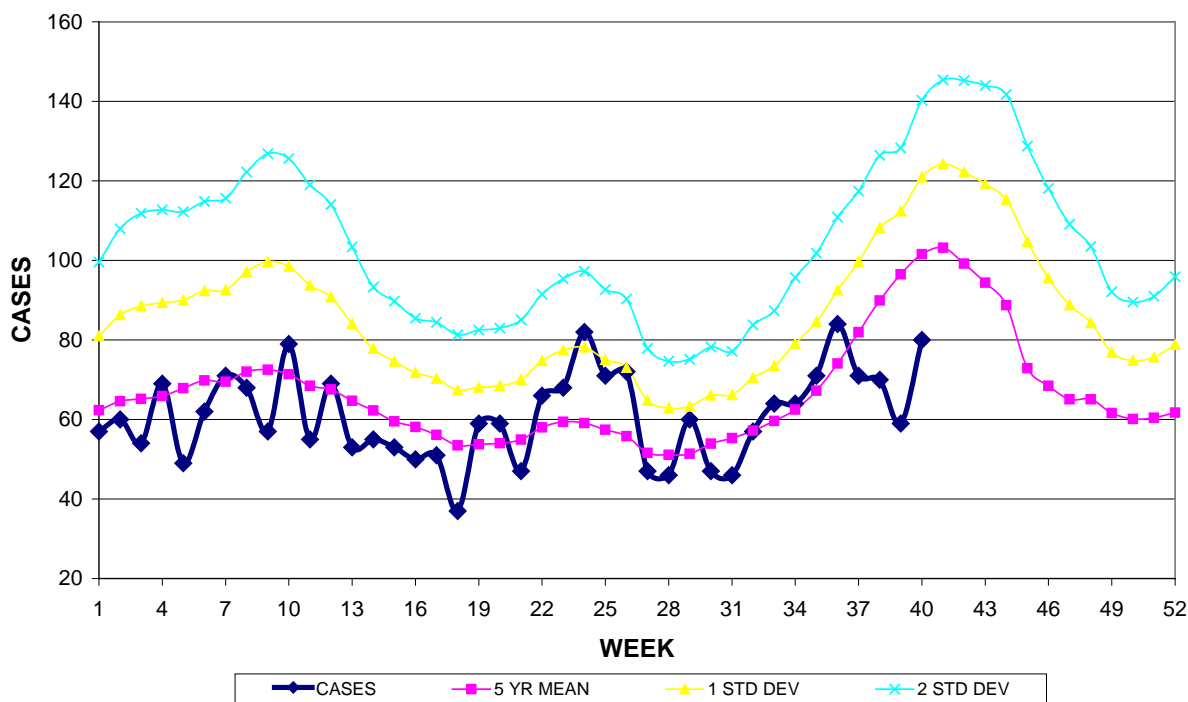


INFECTION CONTROL DEPARTMENT  
GUAM MEMORIAL HOSPITAL AUTHORITY

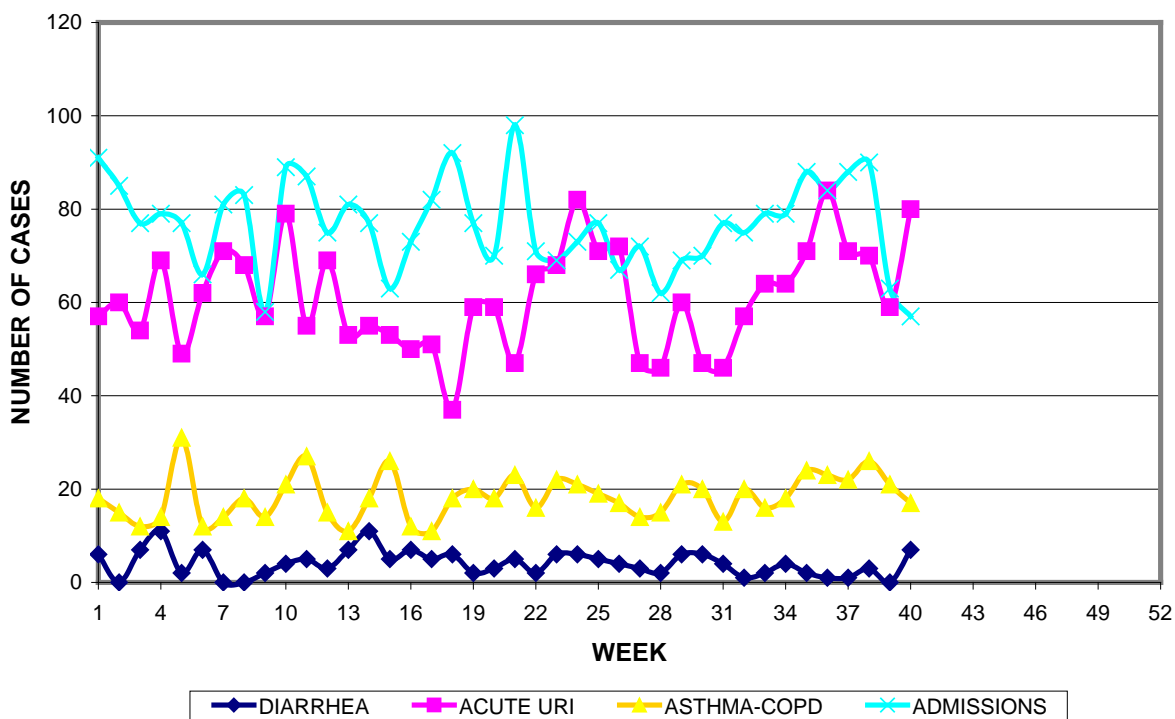
# GUAM EPIDEMIOLOGY NEWSLETTER

REPORT FOR WEEK ENDING: 10/6/2012 (Reporting week 2012-40)  
GUAM REPORTS

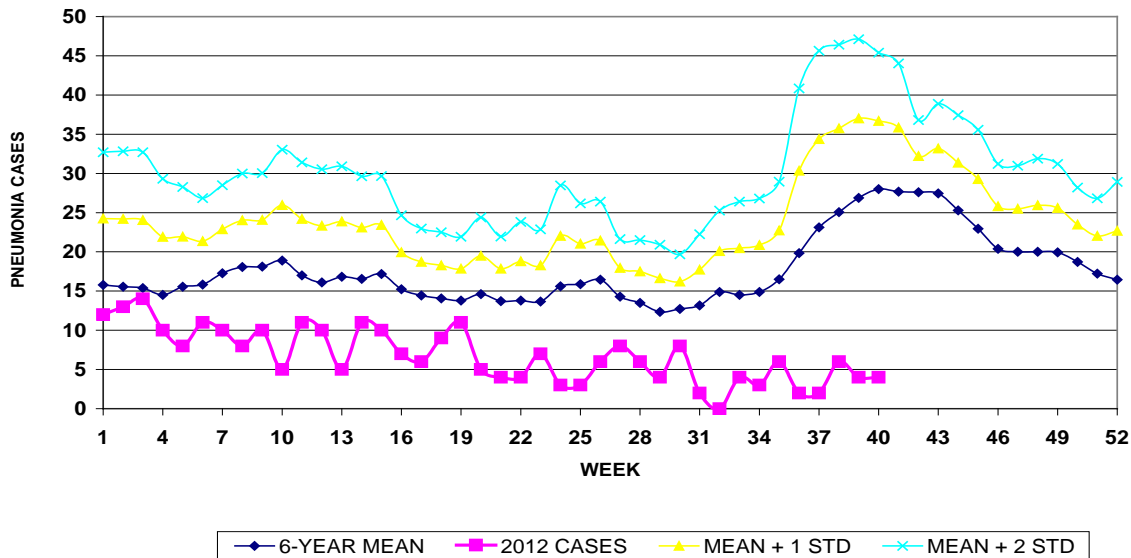
## GUAM ACUTE RESPIRATORY INFECTION SURVEILLANCE 2012; GMHA-EMERGENCY DEPARTMENT PATIENTS BY WEEK SEEN



## GUAM SYNDROMIC DISEASE SURVEILLANCE GMHA-ED PATIENT DIAGNOSES BY WEEK, 2012



MEDICAL RECORDS AND INFECTION CONTROL DEPARTMENTS  
GUAM MEMORIAL HOSPITAL AUTHORITY  
HOSPITAL INPATIENT DISCHARGES WITH A DIAGNOSIS OF  
PNEUMONIA BY WEEK DISCHARGED, 2012



**GUAM SENTINEL PHYSICIAN INFLUENZA SURVEILLANCE**  
REPORTS OF INFLUENZA OR INFLUENZA-LIKE ILLNESSES  
RECEIVED FOR THE WEEK ENDING 10/6/2012

No activity – No cases reported by sentinel physicians  
(ACTIVITY LEVELS: No activity, Sporadic, Local, Regional, Widespread)

Foreign Quarantine & Enteric Diseases Section  
Bureau of Communicable Disease Control  
Guam Department of Public Health & Social Services  
**H1N1 INFLUENZA SURVEILLANCE, WEEK 40, 2012**  
**NO CASES OF H1N1 REPORTED FOR WEEK 40**  
**Cumulative 2012: 0 civilian & 0 military cases**

INFECTION CONTROL DEPARTMENT  
GUAM MEMORIAL HOSPITAL AUTHORITY  
**HOSPITALIZATIONS FOR INFLUENZA A or B BY AGE  
AND MORBIDITY REPORTING WEEK, 2012**

	WEEK										
AGE	31	32	33	34	35	36	37	38	39	40	TOTAL
0-4							1	1		1	6
5-18											1
19-24											
25-49											1
50-64											
65+											2
TOTAL	0	0	0	0	0	0	1	1	0	1	10

INFECTION CONTROL DEPARTMENT  
GUAM MEMORIAL HOSPITAL AUTHORITY  
**GMHA-EMERGENCY DEPARTMENT CLINICAL DIAGNOSES OF INFLUENZA OR  
FLU-SYNDROME BY WEEK AND PATIENT'S VILLAGE OF RESIDENCE, 2012**  
(Villages listed geographically from northern-most to southern-most)

VILLAGE	WEEK										TOTAL	2012 RATE
	31	32	33	34	35	36	37	38	39	40		
Yigo	2	1	1	1	1	2	1	1	0	0	28	121.58
Dededo	1	2	6	4	1	3	1	2	4	4	73	124.05
Tamuning	1	0	1	0	4	0	0	1	1	1	28	131.44
Barrigada	0	0	0	0	1	2	1	0	1	1	13	127.45
Mangilao	1	1	1	1	2	0	1	1	0	0	19	120.67
M-T-M	0	0	0	0	0	0	0	0	0	0	12	173.59
Hagatna	0	0	1	0	1	0	0	1	0	1	6	461.18
Agaña Hts	0	1	0	1	0	0	1	0	0	0	5	107.30
Sinajana	0	0	0	0	0	1	0	0	1	0	5	148.19
Chalan Pago- Ordot	1	0	0	0	0	0	0	0	0	0	15	214.13
Asan-Maina	0	0	0	0	0	0	0	0	0	0	2	80.91
Piti	0	0	0	0	0	0	0	0	0	0	0	0.00
Santa Rita	0	0	0	1	0	0	1	0	1	0	6	67.64
Agat	0	0	1	0	0	0	1	3	1	1	14	204.30
Yona	0	0	3	0	0	0	3	1	1	0	16	208.66
Talofofo	0	0	0	0	1	0	0	1	0	0	5	131.51
Inarajan	0	0	0	0	0	0	0	0	0	0	5	138.54
Merizo	0	0	0	0	0	1	0	0	0	0	3	117.28
Umatac	0	0	0	0	0	0	0	0	0	1	4	381.32
Tourist	0	0	0	0	0	0	0	0	0		2	
Unknown	1	0	0	0	0	0	0	0	0		1	
TOTAL	7	5	14	8	11	9	10	11	10	9	263	143.65

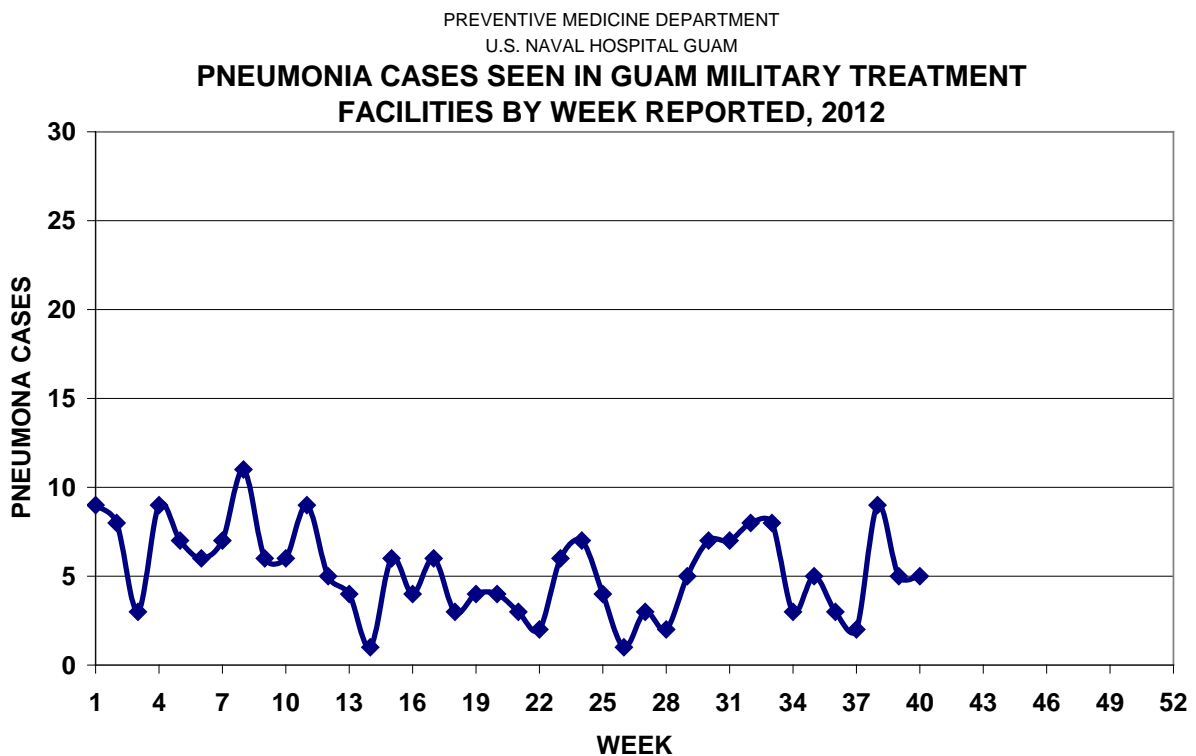
NOTE: Rate = cases per 100,000 population for the specified period.

**GUAM ANIMAL DISEASE (ZOOSES) REPORTS**  
REPORTS RECEIVED FOR THE WEEK ENDING 10/6/2012

**No new reports**

Bureau of Communicable Disease Control  
**Guam Department of Public Health & Social Services**  
**ISLAND-WIDE COMMUNICABLE DISEASE REPORT**  
 REPORTS RECEIVED FOR THE WEEK ENDING 10/6/2012

Chickenpox	1
<i>Chlamydia trachomatis</i>	33
<i>E. coli</i> MDR	1
Gonorrhea	1
Hepatitis C	1
Influenza A (not subtyped)	1
Influenza (not typed)	1
MRSA	12
Streptococcal sore throat	8
Streptococcal disease, other	2
Myroides MDR	1
Tuberculosis	3
VRE	4



# W.H.O. INFLUENZA A (H5N1) SURVEILLANCE

WHO reports the cumulative number of confirmed human cases and deaths due to avian influenza (H5N1) at : <[http://www.who.int/csr/disease/avian\\_influenza/en/index.html](http://www.who.int/csr/disease/avian_influenza/en/index.html)>. The table below reflects totals provided at this web site as of 7:00 PM, 10/10/2012, Guam-time.

COUNTRY		2004	2005	2006	2007	2008	2009	2010	2011	2012	TOTAL
Azerbaijan	Cases	0	0	8	0	0	0	0	0	0	8
	Deaths	0	0	5	0	0	0	0	0	0	5
Bangladesh	Cases	0	0	0	0	1	0	0	2	3	6
	Deaths	0	0	0	0	0	0	0	0	0	0
Cambodia	Cases	0	4	2	1	1	1	1	8	3	21
	Deaths	0	4	2	1	0	0	1	8	3	19
China	Cases	0	8	13	5	4	7	2	1	2	43
	Deaths	0	5	8	3	4	4	1	1	1	28
Djibouti	Cases	0	0	1	0	0	0	0	0	0	1
	Deaths	0	0	0	0	0	0	0	0	0	0
Egypt	Cases	0	0	18	25	8	39	29	38	10	168
	Deaths	0	0	10	9	4	4	13	15	5	60
Indonesia	Cases	0	20	55	42	24	21	9	12	8	191
	Deaths	0	13	45	37	20	19	7	10	8	159
Iraq	Cases	0	0	3	0	0	0	0	0	0	3
	Deaths	0	0	2	0	0	0	0	0	0	2
Laos	Cases	0	0	0	2	0	0	0	0	0	2
	Deaths	0	0	0	2	0	0	0	0	0	2
Myanmar	Cases	0	0	0	1	0	0	0	0	0	1
	Deaths	0	0	0	0	0	0	0	0	0	0
Nigeria	Cases	0	0	0	1	0	0	0	0	0	1
	Deaths	0	0	0	1	0	0	0	0	0	1
Pakistan	Cases	0	0	0	3	0	0	0	0	0	3
	Deaths	0	0	0	1	0	0	0	0	0	1
Thailand	Cases	17	5	3	0	0	0	0	0	0	25
	Deaths	12	2	3	0	0	0	0	0	0	17
Turkey	Cases	0	0	12	0	0	0	0	0	0	12
	Deaths	0	0	4	0	0	0	0	0	0	4
Viet Nam	Cases	29	61	0	8	6	5	7	0	4	123
	Deaths	20	19	0	5	5	5	2	0	2	61
TOTAL	Cases	46	98	115	88	44	73	48	61	30	608
	Deaths	32	43	79	59	33	32	24	34	19	359

NOTE: Total number of cases includes number of deaths. WHO reports only laboratory-confirmed cases. Figures that have changed since last week's report are noted in **BOLD**, the number of new cases is enclosed ( )