

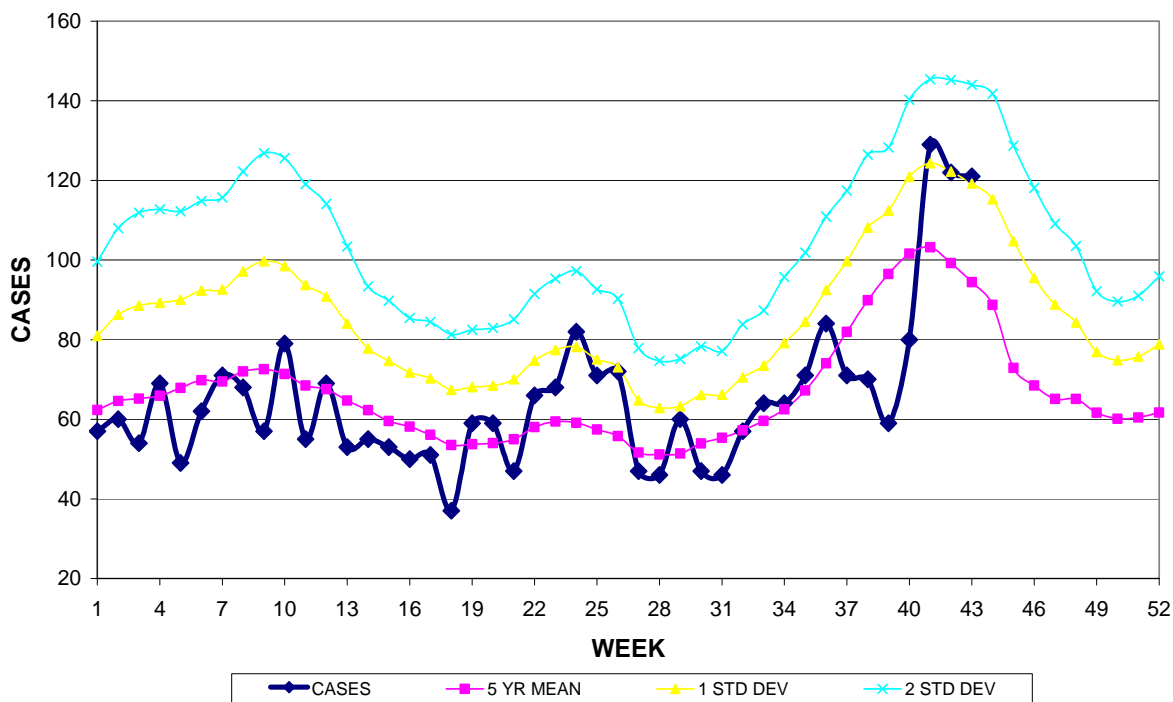
INFECTION CONTROL DEPARTMENT
GUAM MEMORIAL HOSPITAL AUTHORITY

GUAM EPIDEMIOLOGY NEWSLETTER

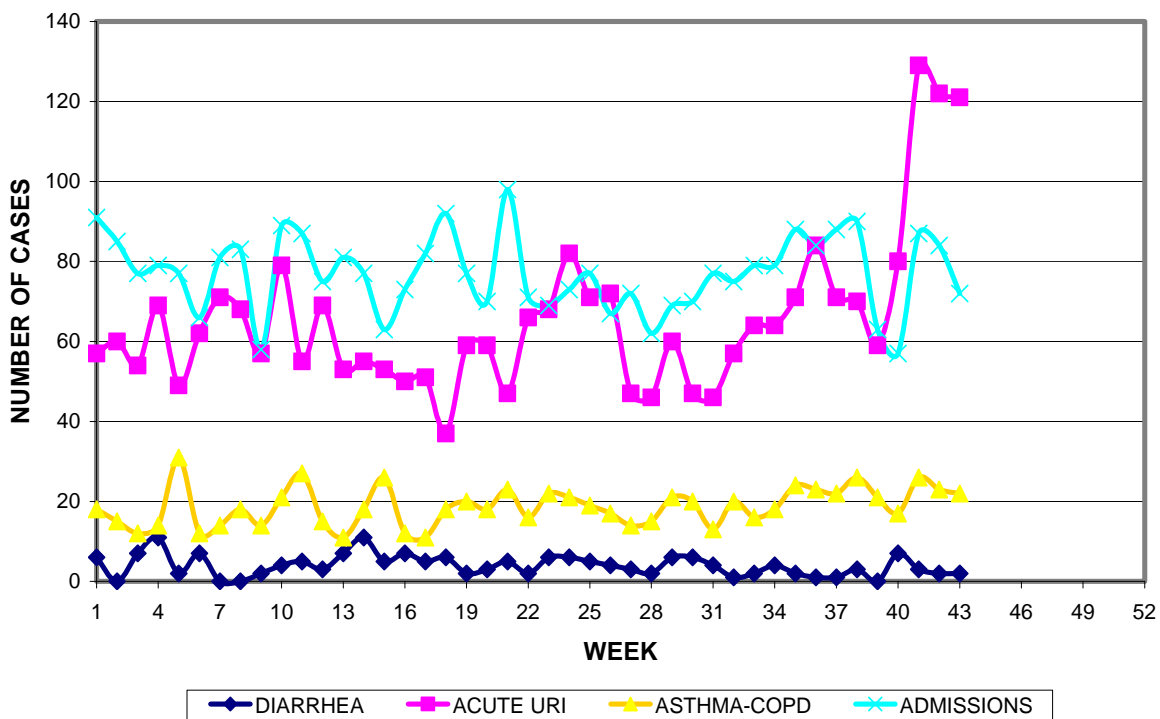
REPORT FOR WEEK ENDING: 10/27/2012 (Reporting week 2012-43)

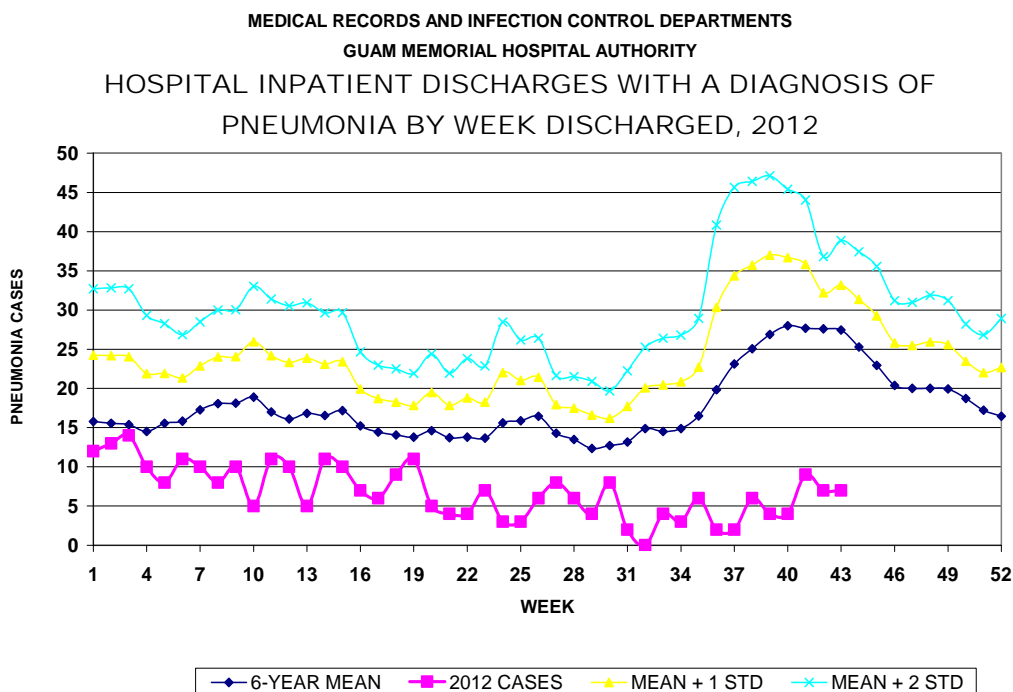
GUAM REPORTS

GUAM ACUTE RESPIRATORY INFECTION SURVEILLANCE 2012; GMHA-EMERGENCY DEPARTMENT PATIENTS BY WEEK SEEN



GUAM SYNDROMIC DISEASE SURVEILLANCE GMHA-ED PATIENT DIAGNOSES BY WEEK, 2012





GUAM SENTINEL PHYSICIAN INFLUENZA SURVEILLANCE

REPORTS OF INFLUENZA OR INFLUENZA-LIKE ILLNESSES

RECEIVED FOR THE WEEK ENDING 10/27/2012

No activity – No cases reported by sentinel physicians

(ACTIVITY LEVELS: No activity, Sporadic, Local, Regional, Widespread)

Foreign Quarantine & Enteric Diseases Section

Bureau of Communicable Disease Control

Guam Department of Public Health & Social Services

H1N1 INFLUENZA SURVEILLANCE, WEEK 43, 2012

NO CASES OF H1N1 REPORTED FOR WEEK 43

Cumulative 2012: 0 civilian & 0 military cases

INFECTION CONTROL DEPARTMENT

GUAM MEMORIAL HOSPITAL AUTHORITY

HOSPITALIZATIONS FOR INFLUENZA A or B BY AGE

AND MORBIDITY REPORTING WEEK, 2012

	WEEK										
AGE	34	35	36	37	38	39	40	41	42	43	TOTAL
0-4				1	1		1				6
5-18											1
19-24											
25-49											1
50-64											
65+											2
TOTAL	0	0	0	1	1	0	1	0	0	0	10

INFECTION CONTROL DEPARTMENT
GUAM MEMORIAL HOSPITAL AUTHORITY
**GMHA-EMERGENCY DEPARTMENT CLINICAL DIAGNOSES OF INFLUENZA OR
FLU-SYNDROME BY WEEK AND PATIENT'S VILLAGE OF RESIDENCE, 2012**
(Villages listed geographically from northern-most to southern-most)

VILLAGE	WEEK										TOTAL	2012 RATE
	34	35	36	37	38	39	40	41	42	43		
Yigo	1	1	2	1	1	0	0	4	2	1	35	151.97
Dededo	4	1	3	1	2	4	4	4	5	0	82	161.32
Tamuning	0	4	0	0	1	1	1	1	4	0	33	154.92
Barrigada	0	1	2	1	0	1	1	0	2	1	16	156.37
Mangilao	1	2	0	1	1	0	0	3	4	0	26	165.13
M-T-M	0	0	0	0	0	0	0	4	5	0	21	303.78
Hagatna	0	1	0	0	1	0	1	0	0	1	7	538.05
Agaña Hts	1	0	0	1	0	0	0	1	0	0	6	128.76
Sinajana	0	0	1	0	0	1	0	0	0	0	5	148.19
Chalan Pago- Ordot	0	0	0	0	0	0	0	0	2	0	17	242.68
Asan- Maina	0	0	0	0	0	0	0	0	1	0	3	121.36
Piti	0	0	0	0	0	0	0	0	1	0	1	50.76
Santa Rita	1	0	0	1	0	1	0	1	0	0	7	78.92
Agat	0	0	0	1	3	1	1	0	0	0	14	204.30
Yona	0	0	0	3	1	1	0	0	2	0	16	208.66
Talofofo	0	1	0	0	1	0	0	1	0	1	7	184.11
Inarajan	0	0	0	0	0	0	0	0	0	1	6	151.97
Merizo	0	0	1	0	0	0	0	0	1	0	4	156.37
Umatac	0	0	0	0	0	0	1	0	0	0	4	381.32
Tourist	0	0	0	0	0	0	0	0	0	0	2	
Unknown	0	0	0	0	0	0	0	0	0	0	1	
TOTAL	8	11	9	10	11	10	9	19	29	5	316	172.60

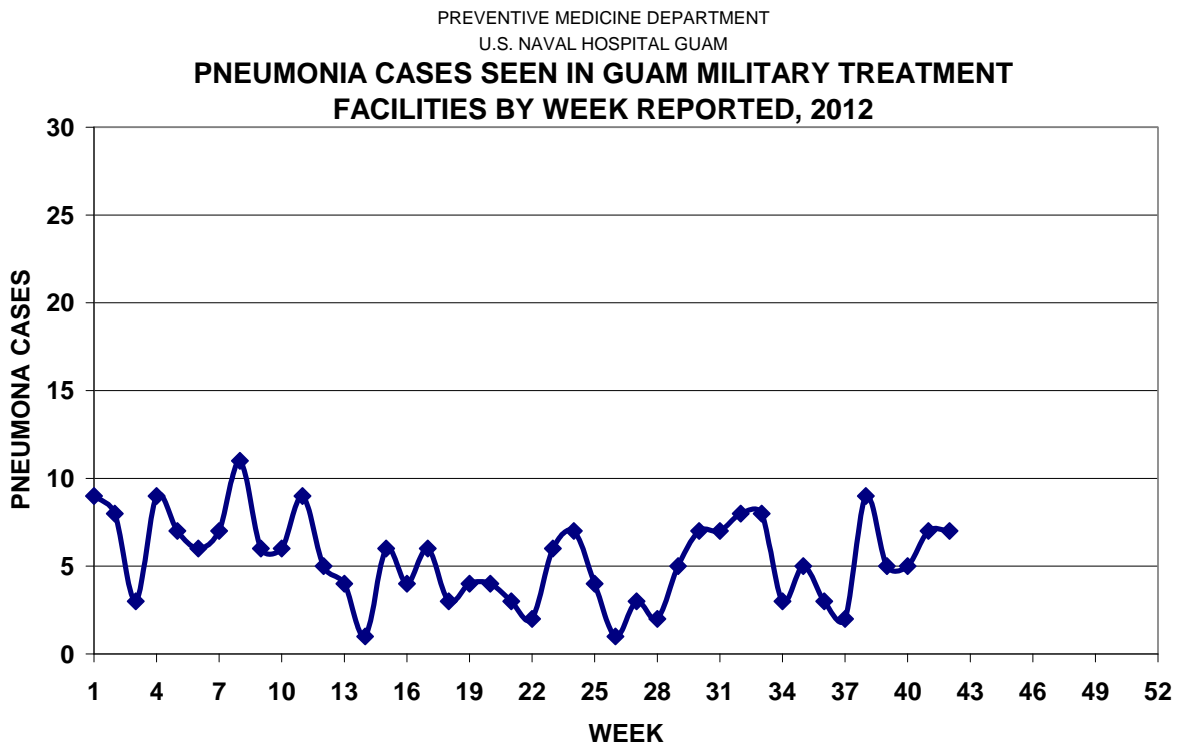
NOTE: Rate = cases per 100,000 population for the specified period.

GUAM ANIMAL DISEASE (ZOOSES) REPORTS
REPORTS RECEIVED FOR THE WEEK ENDING 10/27/2012

No new reports

Bureau of Communicable Disease Control
Guam Department of Public Health & Social Services
ISLAND-WIDE COMMUNICABLE DISEASE REPORT
 REPORTS RECEIVED FOR THE WEEK ENDING 10/27/2012

<i>Burkholderia mallei</i>	1
<i>Campylobacter</i> sp.	1
<i>Chlamydia trachomatis</i>	21
Conjunctivitis	15
Gonorrhea	3
Hepatitis B	1
Hepatitis C	1
Influenza A	2
MRSA	7
RSV	1
Salmonellosis	1
Scabies	1
Streptococcal sore throat	12
Streptococcal disease, other	3
Tuberculosis	2
VRE	1



W.H.O. INFLUENZA A (H5N1) SURVEILLANCE

WHO reports the cumulative number of confirmed human cases and deaths due to avian influenza (H5N1) at : <http://www.who.int/csr/disease/avian_influenza/en/index.html>. The table below reflects totals provided at this web site as of 9:45 AM, 11/1/2012, Guam-time.

COUNTRY		2004	2005	2006	2007	2008	2009	2010	2011	2012	TOTAL
Azerbaijan	Cases	0	0	8	0	0	0	0	0	0	8
	Deaths	0	0	5	0	0	0	0	0	0	5
Bangladesh	Cases	0	0	0	0	1	0	0	2	3	6
	Deaths	0	0	0	0	0	0	0	0	0	0
Cambodia	Cases	0	4	2	1	1	1	1	8	3	21
	Deaths	0	4	2	1	0	0	1	8	3	19
China	Cases	0	8	13	5	4	7	2	1	2	43
	Deaths	0	5	8	3	4	4	1	1	1	28
Djibouti	Cases	0	0	1	0	0	0	0	0	0	1
	Deaths	0	0	0	0	0	0	0	0	0	0
Egypt	Cases	0	0	18	25	8	39	29	38	10	168
	Deaths	0	0	10	9	4	4	13	15	5	60
Indonesia	Cases	0	20	55	42	24	21	9	12	8	191
	Deaths	0	13	45	37	20	19	7	10	8	159
Iraq	Cases	0	0	3	0	0	0	0	0	0	3
	Deaths	0	0	2	0	0	0	0	0	0	2
Laos	Cases	0	0	0	2	0	0	0	0	0	2
	Deaths	0	0	0	2	0	0	0	0	0	2
Myanmar	Cases	0	0	0	1	0	0	0	0	0	1
	Deaths	0	0	0	0	0	0	0	0	0	0
Nigeria	Cases	0	0	0	1	0	0	0	0	0	1
	Deaths	0	0	0	1	0	0	0	0	0	1
Pakistan	Cases	0	0	0	3	0	0	0	0	0	3
	Deaths	0	0	0	1	0	0	0	0	0	1
Thailand	Cases	17	5	3	0	0	0	0	0	0	25
	Deaths	12	2	3	0	0	0	0	0	0	17
Turkey	Cases	0	0	12	0	0	0	0	0	0	12
	Deaths	0	0	4	0	0	0	0	0	0	4
Viet Nam	Cases	29	61	0	8	6	5	7	0	4	123
	Deaths	20	19	0	5	5	5	2	0	2	61
TOTAL	Cases	46	98	115	88	44	73	48	61	30	608
	Deaths	32	43	79	59	33	32	24	34	19	359

NOTE: Total number of cases includes number of deaths. WHO reports only laboratory-confirmed cases. Figures that have changed since last week's report are noted in **BOLD**, the number of new cases is enclosed ()