



GOVERNMENT OF GUAM

DEPARTMENT OF PUBLIC HEALTH AND SOCIAL SERVICES
DIPATTAMENTON SALUT PUPBLEKO YAN SETBISION SUSIAT



LOURDES A. LEON GUERRERO
GOVERNOR, MAGA'HAGA

Speaker Tina Rose Muña Barnes

ARTHUR U. SAN AGUSTIN, MHR
DIRECTOR

JOSHUA F. TENORIO
LT. GOVERNOR, SIGUNDO MAGA'LÁHI

LAURENT SF DUENAS, MPH, BSN
DEPUTY DIRECTOR

TERRY G. AGUON
DEPUTY DIRECTOR

DEC 07 2020

Time 11:10 AM (PM)

Received By: 

06 NOV 2020


Honorable Tina Muna Barnes
Speaker
35th Guam Legislature
Guam Congress Building
163 Chalan Santo Papa
Hagatna, Guam 96910

Dear Speaker Barnes:

Attached is the fiscal year 2020 annual report of activities and inventory of non-expendable property of the Alee I and II shelters. This is in compliance with Public Law 35-36, Chapter XIII, Section 6, relative to reporting requirements for non-profit organizations.

Should you have any questions or need additional information, please contact Ms. Linda B. Rodriguez, Human Services Program Administrator for the Bureau of Social Services Administration at 475-2653/2672. We appreciate your continued support.

Sincerely,



ARTHUR U. SAN AGUSTIN, MHR

Attachment

Cc: Office of Public Accountability



GOVERNMENT OF GUAM

DEPARTMENT OF PUBLIC HEALTH AND SOCIAL SERVICES
DIPATTAMENTON SALUT PUPBLEKO YAN SETBISION SUSIAT



LOURDES A. LEON GUERRERO
GOVERNOR, MAGA' HAGA'

JOSHUA F. TENORIO
LT. GOVERNOR, SIGUNDO MAGA' LAHI

ARTHUR U. SAN AGUSTIN, MHR
DIRECTOR

LAURENT SF DUENAS, MPH, BSN
DEPUTY DIRECTOR

TERRY G. AGUON
DEPUTY DIRECTOR

NOV 06 2020

Benjamin J. F. Cruz
Public Auditor
Office of Public Accountability
Suite 401, DNA Building
218 Archbishop Flores Street
Hagatna, Guam 96910

Dear Mr. Cruz:

Attached is your copy of the fiscal year 2020 annual report of activities and inventory of non-expendable property of the Alee I and II shelters. This is in compliance with Public Law 35-36, Chapter XIII, Section 6, relative to reporting requirements for non-profit organizations.

Should you have any questions or need additional information, please contact Ms. Linda B. Rodriguez, Human Services Program Administrator for the Bureau of Social Services Administration at 475-2653/2672. We appreciate your continued support.

Sincerely,

ARTHUR U. SAN AGUSTIN, MHR

Attachment



**Catholic
Social
Service**

Catholic Charities Guam

234 US Army Juan C. Fejeran Street, Barrigada, Guam 96913

Tel: 671-635-1441/2 Fax: 671-635-1444

Website: <http://www.catholicsocialserviceguam.org>

E-mail Address: css@catholicsocialserviceguam.org

Most Reverend
Michael Jude Byrnes
Metropolitan Archbishop
Of the Diocese of Agaña
President / Chairman
Board of Trustees

Diana B. Calvo
Executive Director

Paula M. Perez
Deputy Director

To: **DEPARTMENT OF PUBLIC HEALTH & SOCIAL SERVICES
123 Chalan Kareta
Mangilao, Guam 96913**

PROJECT REPORT

**CONTRACTOR: CATHOLIC SOCIAL SERVICE
#234-A U.S. Army Juan C. Fejeran Street
Barrigada Heights, Guam 96913**

PROGRAM TITLE: TITLE XX

**PROJECT: ALEE EMERGENCY SPOUSE ABUSE
& CHILDREN'S SHELTER**

ANNUAL: FY 2020 (Oct 01, 2019-Sept 30, 2020)

PREPARED BY: *Leinani M.Q. Naholowaa*
**LEINANI M.Q. NAHOLOWAA
ALEE SHELTER PROGRAM MANAGER**

APPROVED BY: *Diana B. Calvo*
**DIANA B. CALVO
EXECUTIVE DIRECTOR**

SUBMISSION DATE: October 01, 2020

**CATHOLIC SOCIAL SERVICE
ALEE SHELTERS ANNUAL REPORT
October 1, 2019 – September 30, 2020**

ALEE SHELTER FOR ABUSED WOMEN

In Fiscal Year 2020 we served thirty-nine (39) unduplicated adult clients. To include eight (9) clients are from the previous year.

Ethnicity breakdown is as follows:

Chamorro	12
Chuukese	5
Filipino	9
Pohnpeian	1
Japanese	3
Korean	1
Marshallese	2
Russian	1
Palauan	5
<hr/>	
	39

These statistics rate Chamorro as the largest group served with Filipino being the second largest group served.

Of the total number of women received at the women's shelter, there were three (3) women reporting physical abuse, seven (7) women reporting emotional abuse, twenty-eight (28) women reporting both physical and emotional abuse and one (1) woman reporting sexual abuse.

Marital Status is as follows:

Single: 20	Divorced: 1	Separated: 2
Married: 15	Common Law: 0	Widowed: 0

Amongst the marital status category, Single women rank the highest followed by Married women.

The ages of the women range from twenty (20) to fifty (50). A range breakdown is as follows:

<u>18-20</u>	<u>21-30</u>	<u>31-40</u>	<u>41-50</u>	<u>51-59</u>	<u>60& Above</u>	<u>Not Indicated</u>
1	10	12	14	1	1	0

**CATHOLIC SOCIAL SERVICE
ALEE SHELTERS ANNUAL REPORT
October 1, 2019 – September 30, 2020**

We served a total of Eighty-two (82) children this year; thirty-seven (37) boys and forty-five (45) girls. The ages of the children ranged from newborn to eighteen.

We continue to receive referrals from various sources including community agencies as well as former clients. Alee Shelter has a good working relationship with other organizations in the community who are involved with providing assistance to victims such as the Guam Legal Services Corporation-Disability Law Center, the Guam Police Department Victim Advocates Unit, Superior Court of Guam Victim/Witness Assistance Services, Victim Advocates Reaching Out (VARO), the Department of Public Health and Social Services Bureaus of Economic Security and Nutrition Services, Guam Housing and Urban Renewal Authority, the Guam Housing Corporation, the Salvation Army, and the Department of Labor.

During this pandemic the Alee Shelter has partnered with VARO and the CSS-Gai'Animas Project in providing services to potential domestic violence clients by providing a fourteen-day quarantine facility prior to entering the Alee Shelter or Gai'Animas transitional housing.

The staffs of the Alee Shelter continue to assist the clients with online and hard copy learning by providing supportive services such as one to one teaching and learning resources.

The Alee Family Violence Shelter operates under funding from The Department of Public Health and Social Services (DPHSS) Bureau of Social Services Administration (BOSSA), and monetary or in-kind donations from the community.

**CATHOLIC SOCIAL SERVICE
ALEE SHELTERS ANNUAL REPORT
October 1, 2019 – September 30, 2020**

ALEE CHILDREN'S SHELTER

Thirty-four (34) children have come through the doors of the Alee Children's Shelter. The children range in ages from newborn to seventeen years.

Ethnicity breakdown is as follows:

Chamorro	23
Chuukese	9
African American	0
Filipino	2
	34

A total of twenty (20) children have stayed past the ninety-day period.

The social worker continues to work with CPS social workers and homemakers as far as placement and transitioning for the children.

The Alee Children's Shelter operates under funding from The Department of Public Health and Social Services (DPHSS) Bureau of Social Services Administration (BOSSA) and monetary or in-kind donations from the community. The Deputy Director continues to work with community organizations and various individuals to secure funding for activities/outings. These activities/outings are an integral part of enhancing self-esteem and developing social skills.

**CATHOLIC SOCIAL SERVICE
ALEE SHELTERS ANNUAL REPORT
October 1, 2019 – September 30, 2020**

Annual Report on Meals and Transportation

I. Alee I – Family Violence Shelter

Total number of women and children one hundred and twenty-one (121)

A. Total number of Meals served
(3 meals and 3 snacks per day)

4170

B. Total number of Transportation Services provided

1200

II. Alee II – Children’s Shelter

Total number of children thirty-four (34)

A. Total number of Meals served
(3 meals and 3 snacks per day)

9,408

B. Total number of Transportation Services provided

2,081

**CATHOLIC SOCIAL SERVICE
ALEE SHELTERS ANNUAL REPORT
October 1, 2019 – September 30, 2020**

**Annual Compact Impact Report on Meals and Transportation
FAS Citizens**

**I. Alee I – Family Violence Shelter
Total number of women and children fifty-seven (57)**

**A. Total number of Meals served
(3 meals and 3 snacks per day)**

• Chuukese	698
• Palauan	1179
• Pohnpeian	120
• Yapese	0
• Kosraean	0
• Marshallese	120
	2,267

B. Total number of Transportation services provided

• Chuukese	117
• Palauan	298
• Pohnpeian	41
• Yapese	0
• Kosraean	0
• Marshallese	67
	583

Transportation services rendered to the women and children are as follows:

Transportation services that were rendered to the women and children of the Women's Shelter included but were not limited to; Medical and Dental appointments, Legal appointments and Court Hearings, to apply for benefits with the Department of Public Health and Social Services, to apply for housing assistance with the Guam Housing and Urban Development Authority, Guam Housing Corporation and the Salvation Army, pick up and drop off of children to school, Social Security Offices to apply for Social Security, and the Department of Labor to apply for employment.

**CATHOLIC SOCIAL SERVICE
ALEE SHELTERS ANNUAL REPORT
October 1, 2019 – September 30, 2020**

**Annual Compact Impact Report on Meals and Transportation
FAS Citizens**

**II. Alee II – Children’s Shelter
Alee children’s shelter service nine (9) Chuukese.**

**A. Total number of Meals served
(3 meals and 3 snacks per day)**

- Chuukese 2,385

B. Total number of Transportation services provided

- Chuukese 610

Transportation services rendered to the children are as follows.

All children are citizens of the United States of America

**FY-2020 EXPENDITURE REPORT
CATHOLIC SOCIAL SERVICE
ALEE SHELTER**



FOR THE MONTH ENDING: OCTOBER 31, 2019

PERSONNEL & BENEFITS COSTS (110/111)	ADMINISTRATIVE COSTS		SERVICE EXPENDITURES		TOTAL	
	CURRENT	CUMULATIVE	CURRENT	CUMULATIVE	CURRENT	YTD CUMULATIVE
Salaries	\$ 3,739.97	\$ 3,739.97	\$ 20,934.55	\$ 20,934.55	\$ 24,674.52	\$ 24,674.52
FICA	\$ 286.11	\$ 286.11	\$ 1,601.51	\$ 1,601.51	\$ 1,887.62	\$ 1,887.62
Health & Welfare		\$ -	\$ 6,573.92	\$ 6,573.92	\$ 6,573.92	\$ 6,573.92
H & W FICA		\$ -	\$ 502.90	\$ 502.90	\$ 502.90	\$ 502.90
Fringe Benefit	\$ 39.49	\$ 39.49		\$ -	\$ 39.49	\$ 39.49
Overtime		\$ -		\$ -	\$ -	\$ -
Subtotal (110/111)	\$ 4,065.57	\$ 4,065.57	\$ 29,612.88	\$ 29,612.88	\$ 33,678.45	\$ 33,678.45
TRAVEL (220)						
Local Mileage	\$ 0.94	\$ 0.94		\$ -	\$ 0.94	\$ 0.94
		\$ -		\$ -	\$ -	\$ -
Sub Total (220)	\$ 0.94	\$ 0.94	\$ -	\$ -	\$ 0.94	\$ 0.94
CONTRACTUAL (230)						
Equipment /Vehicle Maintenance	\$ 12.58	\$ 12.58	\$ 107.14	\$ 107.14	\$ 119.72	\$ 119.72
Lease Equipment	\$ 38.98	\$ 38.98		\$ -	\$ 38.98	\$ 38.98
Building Rent	\$ 1,172.36	\$ 1,172.36		\$ -	\$ 1,172.36	\$ 1,172.36
Staff Certification/Training	\$ 8.40	\$ 8.40	\$ 187.50	\$ 187.50	\$ 195.90	\$ 195.90
Drug Testing	\$ 4.20	\$ 4.20		\$ -	\$ 4.20	\$ 4.20
Payroll Fee	\$ 3.65	\$ 3.65	\$ 37.37	\$ 37.37	\$ 41.02	\$ 41.02
Insurance	\$ 69.29	\$ 69.29	\$ 452.40	\$ 452.40	\$ 521.69	\$ 521.69
Printing	\$ 6.86	\$ 6.86		\$ -	\$ 6.86	\$ 6.86
Audit/ Professional Fees	\$ 204.17	\$ 204.17	\$ 578.81	\$ 578.81	\$ 782.98	\$ 782.98
Fire System		\$ -		\$ -	\$ -	\$ -
Trash Removal	\$ 49.58	\$ 49.58	\$ 189.35	\$ 189.35	\$ 238.93	\$ 238.93
Workman's Compensation		\$ -		\$ -	\$ -	\$ -
Building Maintenance	\$ 20.45	\$ 20.45		\$ -	\$ 20.45	\$ 20.45
		\$ -		\$ -	\$ -	\$ -
		\$ -		\$ -	\$ -	\$ -
		\$ -		\$ -	\$ -	\$ -
Subtotal (230)	\$ 1,590.52	\$ 1,590.52	\$ 1,552.57	\$ 1,552.57	\$ 3,143.09	\$ 3,143.09
SUPPLIES AND MATERIALS (240)						
Office Supplies	\$ 23.76	\$ 23.76	\$ 41.85	\$ 41.85	\$ 65.61	\$ 65.61
Household Supplies	\$ 6.44	\$ 6.44	\$ 208.40	\$ 208.40	\$ 214.84	\$ 214.84
Food		\$ -	\$ 714.25	\$ 714.25	\$ 714.25	\$ 714.25
Fuel	\$ 15.26	\$ 15.26	\$ 409.14	\$ 409.14	\$ 424.40	\$ 424.40
Subtotal (240)	\$ 45.46	\$ 45.46	\$ 1,373.64	\$ 1,373.64	\$ 1,419.10	\$ 1,419.10
EQUIPMENT (250) (under \$5000.00)						
		\$ -		\$ -	\$ -	\$ -
		\$ -		\$ -	\$ -	\$ -
Subtotal (250)	\$ -	\$ -	\$ -	\$ -	\$ -	\$ -
MISCELLANEOUS (290)						
Client Assistance		\$ -		\$ -	\$ -	\$ -
License/Fees	\$ 200.00	\$ 200.00		\$ -	\$ 200.00	\$ 200.00
		\$ -		\$ -	\$ -	\$ -
Subtotal (290)	\$ 200.00	\$ 200.00	\$ -	\$ -	\$ 200.00	\$ 200.00
UTILITIES (360)						
Power	\$ 291.73	\$ 291.73	\$ 1,614.31	\$ 1,614.31	\$ 1,906.04	\$ 1,906.04
Water	\$ 25.84	\$ 25.84	\$ 758.19	\$ 758.19	\$ 784.03	\$ 784.03
Telephone/Facsimile	\$ 14.54	\$ 14.54	\$ 171.96	\$ 171.96	\$ 186.50	\$ 186.50
Subtotal (360)	\$ 332.11	\$ 332.11	\$ 2,544.46	\$ 2,544.46	\$ 2,876.57	\$ 2,876.57
CAPITAL OUTLAY (450) (over \$5000.00)						
		\$ -		\$ -	\$ -	\$ -
		\$ -		\$ -	\$ -	\$ -
Subtotal (450)	\$ -	\$ -	\$ -	\$ -	\$ -	\$ -
GRAND TOTAL	\$ 6,234.60	\$ 6,234.60	\$ 35,083.55	\$ 35,083.55	\$ 41,318.15	\$ 41,318.15

**FY 2020 EXPENDITURE REPORT
CATHOLIC SOCIAL SERVICE
ALEE SHELTER (CHILDREN)**

FOR THE MONTH ENDING: OCTOBER 31, 2019

PERSONNEL & BENEFITS COSTS (110/111)	ADMINISTRATIVE COSTS		SERVICE EXPENDITURES		TOTAL	
	CURRENT	CUMULATIVE	CURRENT	CUMULATIVE	CURRENT	Y-T-D CUMULATIVE
Salaries	\$ 4,281.52	\$ 4,281.52	\$ 21,219.32	\$ 21,219.32	\$ 25,500.84	\$ 25,500.84
FICA	\$ 327.54	\$ 327.54	\$ 1,623.28	\$ 1,623.28	\$ 1,950.82	\$ 1,950.82
Health & Welfare		\$ -	\$ 6,573.92	\$ 6,573.92	\$ 6,573.92	\$ 6,573.92
H & W FICA		\$ -	\$ 502.90	\$ 502.90	\$ 502.90	\$ 502.90
Fringe Benefits	\$ 46.07	\$ 46.07		\$ -	\$ 46.07	\$ 46.07
Overtime		\$ -		\$ -	\$ -	\$ -
Subtotal (110/111)	\$ 4,655.13	\$ 4,655.13	\$ 29,919.42	\$ 29,919.42	\$ 34,574.55	\$ 34,574.55
TRAVEL (220)						
Local Mileage	\$ 1.07	\$ 1.07		\$ -	\$ 1.07	\$ 1.07
		\$ -		\$ -	\$ -	\$ -
Sub Total (220)	\$ 1.07	\$ 1.07	\$ -	\$ -	\$ 1.07	\$ 1.07
CONTRACTUAL (230)						
Equipment Maintenance	\$ 14.38	\$ 14.38		\$ -	\$ 14.38	\$ 14.38
Lease Equipment	\$ 44.55	\$ 44.55		\$ -	\$ 44.55	\$ 44.55
Building Rent	\$ 1,339.84	\$ 1,339.84	\$ 2,500.00	\$ 2,500.00	\$ 3,839.84	\$ 3,839.84
Staff Certification/Training	\$ 9.60	\$ 9.60	\$ 187.50	\$ 187.50	\$ 197.10	\$ 197.10
Drug Testing	\$ 4.80	\$ 4.80	\$ 40.00	\$ 40.00	\$ 44.80	\$ 44.80
Payroll Fee	\$ 4.17	\$ 4.17	\$ 34.22	\$ 34.22	\$ 38.39	\$ 38.39
Insurance	\$ 78.47	\$ 78.47		\$ -	\$ 78.47	\$ 78.47
Printing	\$ 7.84	\$ 7.84		\$ -	\$ 7.84	\$ 7.84
Audit/ Professional Fees	\$ 233.33	\$ 233.33	\$ 661.50	\$ 661.50	\$ 894.83	\$ 894.83
Fire System		\$ -		\$ -	\$ -	\$ -
Trash Removal	\$ 56.67	\$ 56.67	\$ 179.35	\$ 179.35	\$ 236.02	\$ 236.02
Workman's Compensation		\$ -		\$ -	\$ -	\$ -
Building Maintenance	\$ 23.37	\$ 23.37		\$ -	\$ 23.37	\$ 23.37
		\$ -		\$ -	\$ -	\$ -
		\$ -		\$ -	\$ -	\$ -
		\$ -		\$ -	\$ -	\$ -
Subtotal (230)	\$ 1,817.02	\$ 1,817.02	\$ 3,602.57	\$ 3,602.57	\$ 5,419.59	\$ 5,419.59
SUPPLIES AND MATERIALS (240)						
Office Supplies	\$ 33.69	\$ 33.69	\$ 193.34	\$ 193.34	\$ 227.03	\$ 227.03
Household Supplies	\$ 34.08	\$ 34.08	\$ 10.00	\$ 10.00	\$ 44.08	\$ 44.08
Food		\$ -	\$ 749.23	\$ 749.23	\$ 749.23	\$ 749.23
Fuel	\$ 17.43	\$ 17.43	\$ 311.07	\$ 311.07	\$ 328.50	\$ 328.50
Subtotal (240)	\$ 85.20	\$ 85.20	\$ 1,263.64	\$ 1,263.64	\$ 1,348.84	\$ 1,348.84
EQUIPMENT (250) (under \$5000.00)						
		\$ -		\$ -	\$ -	\$ -
		\$ -		\$ -	\$ -	\$ -
Subtotal (250)	\$ -	\$ -	\$ -	\$ -	\$ -	\$ -
MISCELLANEOUS (290)						
Client Assistance		\$ -		\$ -	\$ -	\$ -
Licenses/Fees	\$ 225.00	\$ 225.00		\$ -	\$ 225.00	\$ 225.00
		\$ -		\$ -	\$ -	\$ -
Subtotal (290)	\$ 225.00	\$ 225.00	\$ -	\$ -	\$ 225.00	\$ 225.00
UTILITIES (360)						
Power	\$ 333.40	\$ 333.40	\$ 1,311.17	\$ 1,311.17	\$ 1,644.57	\$ 1,644.57
Water	\$ 29.53	\$ 29.53	\$ 161.05	\$ 161.05	\$ 190.58	\$ 190.58
Telephone/Facsimile	\$ 16.62	\$ 16.62	\$ 155.58	\$ 155.58	\$ 172.20	\$ 172.20
Subtotal (360)	\$ 379.55	\$ 379.55	\$ 1,627.80	\$ 1,627.80	\$ 2,007.35	\$ 2,007.35
CAPITAL OUTLAY (450) (over \$5000.00)						
		\$ -		\$ -	\$ -	\$ -
		\$ -		\$ -	\$ -	\$ -
Subtotal (450)	\$ -	\$ -	\$ -	\$ -	\$ -	\$ -
GRAND TOTAL	\$ 7,162.97	\$ 7,162.97	\$ 36,413.43	\$ 36,413.43	\$ 43,576.40	\$ 43,576.40

**FY-2020 EXPENDITURE REPORT
CATHOLIC SOCIAL SERVICE
ALEE SHELTER**

FOR THE MONTH ENDING: NOVEMBER 30, 2019

PERSONNEL & BENEFITS COSTS (110/111)	ADMINISTRATIVE COSTS		SERVICE EXPENDITURES		TOTAL	
	CURRENT	CUMULATIVE	CURRENT	CUMULATIVE	CURRENT	T-D CUMULATIVE
Salaries	\$ 3,165.56	\$ 6,905.53	\$ 19,889.08	\$ 40,823.63	\$ 23,054.64	\$ 47,729.16
FICA	\$ 242.17	\$ 528.28	\$ 1,521.51	\$ 3,123.02	\$ 1,763.68	\$ 3,651.30
Health & Welfare		\$ -	\$ 6,283.36	\$ 12,857.28	\$ 6,283.36	\$ 12,857.28
H & W FICA		\$ -	\$ 480.68	\$ 983.58	\$ 480.68	\$ 983.58
Fringe Benefit	\$ 84.99	\$ 84.99		\$ 502.90	\$ 84.99	\$ 587.89
Overtime		\$ -		\$ -	\$ -	\$ -
Subtotal (110/111)	\$ 3,492.72	\$ 7,558.29	\$ 28,174.63	\$ 57,787.51	\$ 31,667.35	\$ 65,345.80
TRAVEL (220)						
Local Mileage	\$ 3.17	\$ 4.11		\$ -	\$ 3.17	\$ 4.11
		\$ -		\$ -	\$ -	\$ -
Sub Total (220)	\$ 3.17	\$ 4.11	\$ -	\$ -	\$ 3.17	\$ 4.11
CONTRACTUAL (230)						
Vehicle/Equipment Maintenance	\$ 19.45	\$ 32.03	\$ 757.98	\$ 865.12	\$ 777.43	\$ 897.15
Lease Equipment	\$ 38.98	\$ 77.96		\$ -	\$ 38.98	\$ 77.96
Building Rent	\$ 1,172.36	\$ 2,344.72		\$ -	\$ 1,172.36	\$ 2,344.72
Staff Certification/Training		\$ 8.40	\$ 200.00	\$ 387.50	\$ 200.00	\$ 395.90
Drug Testing		\$ 4.20	\$ 20.00	\$ 20.00	\$ 20.00	\$ 24.20
Payroll Fee	\$ 3.65	\$ 7.30	\$ 34.98	\$ 72.35	\$ 38.63	\$ 79.65
Insurance	\$ 29.51	\$ 98.80	\$ 432.48	\$ 884.88	\$ 461.99	\$ 983.68
Printing		\$ 6.86		\$ -	\$ -	\$ 6.86
Audit/Professional Fees	\$ 141.28	\$ 345.45	\$ 590.72	\$ 1,169.53	\$ 732.00	\$ 1,514.98
Fire System		\$ -		\$ -	\$ -	\$ -
Trash Removal	\$ 51.79	\$ 101.37	\$ 203.18	\$ 392.53	\$ 254.97	\$ 493.90
Workman's Compensation	\$ 6.87	\$ 6.87	\$ 106.09	\$ 106.09	\$ 112.96	\$ 112.96
Building Maintenance	\$ 4.06	\$ 24.51		\$ -	\$ 4.06	\$ 24.51
		\$ -		\$ -	\$ -	\$ -
		\$ -		\$ -	\$ -	\$ -
		\$ -		\$ -	\$ -	\$ -
Subtotal (230)	\$ 1,467.95	\$ 3,058.47	\$ 2,345.43	\$ 3,898.00	\$ 3,813.38	\$ 6,956.47
INDIRECT MATERIALS (240)						
Office Supplies	\$ 64.56	\$ 88.32	\$ 32.03	\$ 73.88	\$ 96.59	\$ 162.20
Household Supplies	\$ 5.90	\$ 12.34	\$ 247.42	\$ 455.82	\$ 253.32	\$ 468.16
Food		\$ -	\$ 619.13	\$ 1,333.38	\$ 619.13	\$ 1,333.38
Fuel	\$ 12.56	\$ 27.82	\$ 493.73	\$ 902.87	\$ 506.29	\$ 930.69
Subtotal (240)	\$ 83.02	\$ 128.48	\$ 1,392.31	\$ 2,765.95	\$ 1,475.33	\$ 2,894.43
		\$ -		\$ -	\$ -	\$ -
		\$ -		\$ -	\$ -	\$ -
Subtotal (250)	\$ -	\$ -	\$ -	\$ -	\$ -	\$ -
PERSONNEL (290)						
Client Assistance		\$ -	\$ -	\$ -	\$ -	\$ -
License/fees		\$ 200.00		\$ -	\$ -	\$ 200.00
		\$ -		\$ -	\$ -	\$ -
Subtotal (290)	\$ -	\$ 200.00	\$ -	\$ -	\$ -	\$ 200.00
UTILITIES (360)						
Power	\$ 253.55	\$ 545.28	\$ 1,700.43	\$ 3,314.74	\$ 1,953.98	\$ 3,860.02
Water	\$ 12.76	\$ 38.60	\$ 995.19	\$ 1,753.38	\$ 1,007.95	\$ 1,791.98
Telephone/Facsimile	\$ 14.54	\$ 29.08	\$ 171.96	\$ 343.92	\$ 186.50	\$ 373.00
Subtotal (360)	\$ 280.85	\$ 612.96	\$ 2,867.58	\$ 5,412.04	\$ 3,148.43	\$ 6,025.00
		\$ -		\$ -	\$ -	\$ -
		\$ -		\$ -	\$ -	\$ -
Subtotal (450)	\$ -	\$ -	\$ -	\$ -	\$ -	\$ -
GRAND TOTAL	\$ 5,327.71	\$ 11,562.31	\$ 34,779.95	\$ 69,863.50	\$ 40,107.66	\$ 81,425.81

**FY-2020 EXPENDITURE REPORT
CATHOLIC SOCIAL SERVICE
ALEE SHELTER (CHILDREN)**

FOR THE MONTH ENDING: NOVEMBER 30, 2019

PERSONNEL & BENEFITS COSTS (110/111)	ADMINISTRATIVE COSTS		SERVICE EXPENDITURES		TOTAL	
	CURRENT	CUMULATIVE	CURRENT	CUMULATIVE	CURRENT	Y-T-D CUMULATIVE
Salaries	\$ 3,617.78	\$ 7,899.30	\$ 20,221.24	\$ 41,440.56	\$ 23,839.02	\$ 49,339.86
FICA	\$ 276.76	\$ 604.30	\$ 1,546.92	\$ 3,170.20	\$ 1,823.68	\$ 3,774.50
Health & Welfare		\$ -	\$ 7,590.88	\$ 14,164.80	\$ 7,590.88	\$ 14,164.80
H & W FICA		\$ -	\$ 580.70	\$ 1,083.60	\$ 580.70	\$ 1,083.60
Fringe Benefit	\$ 97.13	\$ 143.20		\$ -	\$ 97.13	\$ 143.20
Overtime		\$ -		\$ -	\$ -	\$ -
Subtotal (110/111)	\$ 3,991.67	\$ 8,646.80	\$ 29,939.74	\$ 59,859.16	\$ 33,931.41	\$ 68,505.96
TRAVEL (220)						
Local Mileage	\$ 3.62	\$ 4.69		\$ -	\$ 3.62	\$ 4.69
		\$ -		\$ -	\$ -	\$ -
Sub Total (220)	\$ 3.62	\$ 4.69	\$ -	\$ -	\$ 3.62	\$ 4.69
CONTRACTUAL (230)						
Equipment Maintenance	\$ 22.23	\$ 36.61	\$ 17.52	\$ 17.52	\$ 39.75	\$ 54.13
Lease Equipment	\$ 44.55	\$ 89.10		\$ -	\$ 44.55	\$ 89.10
Building Rent	\$ 1,339.84	\$ 2,679.68	\$ 2,500.00	\$ 5,000.00	\$ 3,839.84	\$ 7,679.68
Staff Certification/Training		\$ 9.60		\$ 187.50	\$ -	\$ 197.10
Drug Testing		\$ 4.80	\$ 20.00	\$ 60.00	\$ 20.00	\$ 64.80
Payroll Fee	\$ 4.17	\$ 8.34	\$ 39.98	\$ 74.20	\$ 44.15	\$ 82.54
Insurance	\$ 33.72	\$ 112.19		\$ -	\$ 33.72	\$ 112.19
Printing		\$ 7.84		\$ -	\$ -	\$ 7.84
Audit/Professional Fees	\$ 161.46	\$ 394.79	\$ 675.11	\$ 1,336.61	\$ 836.57	\$ 1,731.40
Fire System		\$ -		\$ -	\$ -	\$ -
Trash Removal	\$ 59.19	\$ 115.86	\$ 174.89	\$ 354.24	\$ 234.08	\$ 470.10
Workman's Compensation	\$ 7.86	\$ 7.86	\$ 121.25	\$ 121.25	\$ 129.11	\$ 129.11
Building Maintenance	\$ 4.64	\$ 28.01		\$ -	\$ 4.64	\$ 28.01
		\$ -		\$ -	\$ -	\$ -
		\$ -		\$ -	\$ -	\$ -
		\$ -		\$ -	\$ -	\$ -
Subtotal (230)	\$ 1,677.66	\$ 3,494.68	\$ 3,548.75	\$ 7,151.32	\$ 5,226.41	\$ 10,646.00
SUPPLIES AND MATERIALS (240)						
Office Supplies	\$ 67.68	\$ 101.37	\$ 12.40	\$ 205.74	\$ 80.08	\$ 307.11
Household Supplies	\$ 6.74	\$ 40.82	\$ 433.37	\$ 443.37	\$ 440.11	\$ 484.19
Food		\$ -	\$ 745.67	\$ 1,494.90	\$ 745.67	\$ 1,494.90
Fuel	\$ 14.36	\$ 31.79	\$ 233.82	\$ 544.89	\$ 248.18	\$ 576.68
Subtotal (240)	\$ 88.78	\$ 173.98	\$ 1,425.26	\$ 2,688.90	\$ 1,514.04	\$ 2,862.88
EQUIPMENT (250) (under \$500.00)						
		\$ -		\$ -	\$ -	\$ -
		\$ -		\$ -	\$ -	\$ -
Subtotal (250)	\$ -	\$ -	\$ -	\$ -	\$ -	\$ -
MISCELLANEOUS (290)						
Client Assistance		\$ -		\$ -	\$ -	\$ -
Licenses/Fees		\$ 225.00		\$ -	\$ -	\$ 225.00
		\$ -		\$ -	\$ -	\$ -
Subtotal (290)	\$ -	\$ 225.00	\$ -	\$ -	\$ -	\$ 225.00
UTILITIES (360)						
Power	\$ 289.78	\$ 623.18	\$ 1,497.02	\$ 2,808.19	\$ 1,786.80	\$ 3,431.37
Water	\$ 14.59	\$ 44.12	\$ 200.85	\$ 361.90	\$ 215.44	\$ 406.02
Telephone/Facsimile	\$ 16.62	\$ 33.24	\$ 155.58	\$ 311.16	\$ 172.20	\$ 344.40
Subtotal (360)	\$ 320.99	\$ 700.54	\$ 1,853.45	\$ 3,481.25	\$ 2,174.44	\$ 4,181.79
CAPITAL OUTLAY (450) (over \$500.00)						
		\$ -		\$ -	\$ -	\$ -
		\$ -		\$ -	\$ -	\$ -
Subtotal (450)	\$ -	\$ -	\$ -	\$ -	\$ -	\$ -
GRAND TOTAL	\$ 6,082.72	\$ 13,245.69	\$ 36,767.20	\$ 73,180.63	\$ 42,849.92	\$ 86,426.32

**FY-2020 EXPENDITURE REPORT
CATHOLIC SOCIAL SERVICE
ALEE (ADULT)**

RECEIVED

DATE: 01/16/2020

FOR THE MONTH ENDING: DECEMBER 31, 2019

PERSONNEL & BENEFITS COSTS (110/111)	ADMINISTRATIVE COSTS		SERVICE EXPENDITURES		TOTAL	
	CURRENT	CUMULATIVE	CURRENT	CUMULATIVE	CURRENT	CUMULATIVE
Salaries	\$ 2,798.30	\$ 9,703.83	\$ 22,634.81	\$ 63,458.44	\$ 25,433.11	\$ 73,162.27
FICA	\$ 214.07	\$ 742.35	\$ 1,731.56	\$ 4,854.58	\$ 1,945.63	\$ 5,596.93
Health & Welfare		\$ -	\$ 7,157.31	\$ 20,014.59	\$ 7,157.31	\$ 20,014.59
H & W FICA		\$ -	\$ 547.53	\$ 1,531.11	\$ 547.53	\$ 1,531.11
Fringe Benefits	\$ 77.84	\$ 202.32		\$ -	\$ 77.84	\$ 202.32
Overtime		\$ -		\$ -	\$ -	\$ -
Subtotal (110/111)	\$ 3,090.21	\$ 10,648.50	\$ 32,071.21	\$ 89,858.72	\$ 35,161.42	\$ 100,507.22
TRAVEL (220)						
Local Mileage		\$ 4.11		\$ -	\$ -	\$ 4.11
		\$ -		\$ -	\$ -	\$ -
Sub Total (220)	\$ -	\$ 4.11	\$ -	\$ -	\$ -	\$ 4.11
CONTRACTUAL (230)						
Equipment Maintenance	\$ 619.78	\$ 651.81	\$ 15.00	\$ 880.12	\$ 634.78	\$ 1,531.93
Lease Equipment	\$ 38.98	\$ 116.94		\$ -	\$ 38.98	\$ 116.94
Building Rent	\$ 1,172.36	\$ 3,517.08		\$ -	\$ 1,172.36	\$ 3,517.08
Staff Certification/Training		\$ 8.40		\$ 387.50	\$ -	\$ 395.90
Drug Testing	\$ 5.60	\$ 9.80	\$ 20.00	\$ 40.00	\$ 25.60	\$ 49.80
Payroll Fee	\$ 5.42	\$ 12.72	\$ 53.27	\$ 125.62	\$ 58.69	\$ 138.34
Insurance	\$ 29.51	\$ 128.31	\$ 432.48	\$ 1,317.36	\$ 461.99	\$ 1,445.67
Printing		\$ 6.86		\$ -	\$ -	\$ 6.86
Audit		\$ 345.45		\$ 1,169.53	\$ -	\$ 1,514.98
Fire System		\$ -		\$ -	\$ -	\$ -
Trash Removal	\$ 51.38	\$ 152.75	\$ 184.12	\$ 576.65	\$ 235.50	\$ 729.40
Workman's Compensation	\$ 9.27	\$ 16.14	\$ 96.82	\$ 202.91	\$ 106.09	\$ 219.05
Building Maintenance	\$ 145.04	\$ 169.55	\$ 11.69	\$ 11.69	\$ 156.73	\$ 181.24
Subtotal (230)	\$ 2,077.34	\$ 5,135.81	\$ 813.38	\$ 4,711.38	\$ 2,890.72	\$ 9,847.19
SUPPLIES AND MATERIALS (240)						
Office Supplies	\$ 18.54	\$ 106.86	\$ 32.03	\$ 105.91	\$ 50.57	\$ 212.77
Household Supplies	\$ 6.37	\$ 18.71	\$ 174.28	\$ 630.10	\$ 180.65	\$ 648.81
Food		\$ -		\$ 1,333.38	\$ -	\$ 1,333.38
Fuel		\$ 27.82		\$ 902.87	\$ -	\$ 930.69
Subtotal (240)	\$ 24.91	\$ 153.39	\$ 206.31	\$ 2,972.26	\$ 231.22	\$ 3,125.65
EQUIPMENT (250) (under \$5000.00)						
		\$ -		\$ -	\$ -	\$ -
		\$ -		\$ -	\$ -	\$ -
Subtotal (250)		\$ -	\$ -	\$ -	\$ -	\$ -
MISCELLANEOUS (290)						
Client Assistance		\$ -		\$ -	\$ -	\$ -
License/fees		\$ 200.00	\$ 95.00	\$ 95.00	\$ 95.00	\$ 295.00
		\$ -		\$ -	\$ -	\$ -
Subtotal (290)		\$ 200.00	\$ 95.00	\$ 95.00	\$ 95.00	\$ 295.00
UTILITIES (360)						
Power	\$ 250.70	\$ 795.98	\$ 1,353.33	\$ 4,668.07	\$ 1,604.03	\$ 5,464.05
Water	\$ 194.50	\$ 233.10	\$ 954.76	\$ 2,708.14	\$ 1,149.26	\$ 2,941.24
Telephone/Facsimile	\$ 14.54	\$ 43.62	\$ 171.96	\$ 515.88	\$ 186.50	\$ 559.50
Subtotal (360)	\$ 459.74	\$ 1,072.70	\$ 2,480.05	\$ 7,892.09	\$ 2,939.79	\$ 8,964.79
CAPITAL OUTLAY (450) (over \$5000.00)						
		\$ -		\$ -	\$ -	\$ -
		\$ -		\$ -	\$ -	\$ -
Subtotal (450)	\$ -	\$ -	\$ -	\$ -	\$ -	\$ -
GRAND TOTAL	\$ 5,652.20	\$ 17,214.51	\$ 35,665.95	\$ 105,529.45	\$ 41,318.15	\$ 122,743.96

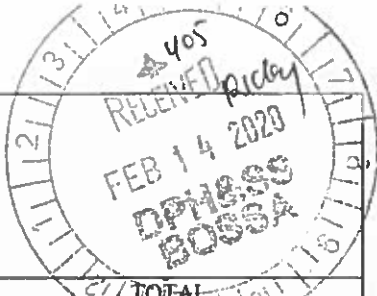
**FY-2020 EXPENDITURE REPORT
CATHOLIC SOCIAL SERVICE
ALEE SHELTER (CHILDREN)**

RECEIVED
DATE: 01/16/20 @ 4:16

FOR THE MONTH ENDING: **DECEMBER 31, 2019**

PERSONNEL & BENEFITS COSTS (110/111)	ADMINISTRATIVE COSTS		SERVICE EXPENDITURES		TOTAL	
	CURRENT	CUMULATIVE	CURRENT	CUMULATIVE	CURRENT	Y-T-D CUMULATIVE
Salaries	\$ 3,198.06	\$ 11,097.36	\$ 21,699.88	\$ 63,140.44	\$ 24,897.94	\$ 74,237.80
FICA	\$ 244.65	\$ 848.95	\$ 1,660.04	\$ 4,830.24	\$ 1,904.69	\$ 5,679.19
Health & Welfare		\$ -	\$ 7,718.00	\$ 21,882.80	\$ 7,718.00	\$ 21,882.80
H & W FICA		\$ -	\$ 590.43	\$ 1,674.03	\$ 590.43	\$ 1,674.03
Fringe Benefits	\$ 88.95	\$ 232.15		\$ -	\$ 88.95	\$ 232.15
Overtime		\$ -		\$ -	\$ -	\$ -
Subtotal (110/111)	\$ 3,531.66	\$ 12,178.46	\$ 31,668.35	\$ 91,527.51	\$ 35,200.01	\$ 103,705.97
TRAVEL (220)						
Local Mileage		\$ 4.69		\$ -	\$ -	\$ 4.69
		\$ -		\$ -	\$ -	\$ -
Sub Total (220)	\$ -	\$ 4.69	\$ -	\$ -	\$ -	\$ 4.69
CONTRACTUAL (230)						
Equipment/Vehicle Maintenance	\$ 708.33	\$ 744.94	\$ 255.87	\$ 273.39	\$ 964.20	\$ 1,018.33
Lease Equipment	\$ 44.55	\$ 133.65		\$ -	\$ 44.55	\$ 133.65
Building Rent	\$ 1,339.84	\$ 4,019.52	\$ 2,500.00	\$ 7,500.00	\$ 3,839.84	\$ 11,519.52
Staff Certification/Training		\$ 9.60		\$ 187.50	\$ -	\$ 197.10
Drug Testing	\$ 6.40	\$ 11.20	\$ 20.00	\$ 80.00	\$ 26.40	\$ 91.20
Payroll Fee	\$ 6.20	\$ 14.54	\$ 47.40	\$ 121.60	\$ 53.60	\$ 136.14
Insurance	\$ 33.72	\$ 145.91		\$ -	\$ 33.72	\$ 145.91
Printing		\$ 7.84		\$ -	\$ -	\$ 7.84
Audit		\$ 394.79		\$ 1,336.61	\$ -	\$ 1,731.40
Fire System		\$ -		\$ -	\$ -	\$ -
Trash Removal	\$ 58.72	\$ 174.58	\$ 192.21	\$ 546.45	\$ 250.93	\$ 721.03
Workman's Compensation	\$ 10.59	\$ 18.45	\$ 110.66	\$ 231.91	\$ 121.25	\$ 250.36
Building Maintenance	\$ 165.76	\$ 193.77		\$ -	\$ 165.76	\$ 193.77
		\$ -		\$ -	\$ -	\$ -
		\$ -		\$ -	\$ -	\$ -
	\$ -	\$ -		\$ -	\$ -	\$ -
Subtotal (230)	\$ 2,374.11	\$ 5,868.79	\$ 3,126.14	\$ 10,277.46	\$ 5,500.25	\$ 16,146.25
SUPPLIES AND MATERIALS (240)						
Office Supplies	\$ 23.94	\$ 125.31		\$ 205.74	\$ 23.94	\$ 331.05
Household Supplies	\$ 7.28	\$ 48.10	\$ 160.65	\$ 604.02	\$ 167.93	\$ 652.12
Food		\$ -		\$ 1,494.90	\$ -	\$ 1,494.90
Fuel		\$ 31.79		\$ 544.89	\$ -	\$ 576.68
Subtotal (240)	\$ 31.22	\$ 205.20	\$ 160.65	\$ 2,849.55	\$ 191.87	\$ 3,054.75
EQUIPMENT (250) (under \$5000.00)						
		\$ -		\$ -	\$ -	\$ -
		\$ -		\$ -	\$ -	\$ -
Subtotal (250)	\$ -	\$ -	\$ -	\$ -	\$ -	\$ -
MISCELLANEOUS (290)						
Licenses / Fees		\$ -	\$ 95.00	\$ 95.00	\$ 95.00	\$ 95.00
		\$ 225.00		\$ -	\$ -	\$ 225.00
		\$ -		\$ -	\$ -	\$ -
Subtotal (290)	\$ -	\$ 225.00	\$ 95.00	\$ 95.00	\$ 95.00	\$ 320.00
UTILITIES (360)						
Power	\$ 286.52	\$ 909.70	\$ 1,285.00	\$ 4,093.19	\$ 1,571.52	\$ 5,002.89
Water	\$ 222.29	\$ 266.41	\$ 162.22	\$ 524.12	\$ 384.51	\$ 790.53
Telephone/Facsimile	\$ 16.62	\$ 49.86	\$ 155.58	\$ 466.74	\$ 172.20	\$ 516.60
Subtotal (360)	\$ 525.43	\$ 1,225.97	\$ 1,602.80	\$ 5,084.05	\$ 2,128.23	\$ 6,310.02
CAPITAL OUTLAY (450) (over \$5000.00)						
		\$ -		\$ -	\$ -	\$ -
		\$ -		\$ -	\$ -	\$ -
Subtotal (450)	\$ -	\$ -	\$ -	\$ -	\$ -	\$ -
GRAND TOTAL	\$ 6,462.42	\$ 19,708.11	\$ 36,652.94	\$ 109,833.57	\$ 43,115.36	\$ 129,541.68

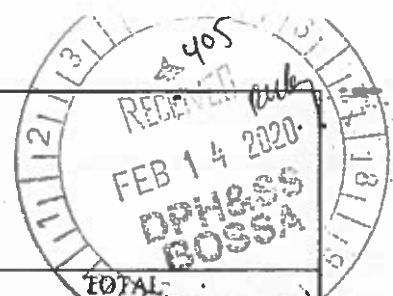
**FY-2020 EXPENDITURE REPORT
CATHOLIC SOCIAL SERVICE
ALEE (ADULT)**



FOR THE MONTH ENDING: JANUARY 31, 2020

PERSONNEL & BENEFITS COSTS (110/111)	ADMINISTRATIVE COSTS		SERVICE EXPENDITURES		TOTAL	
	CURRENT	CUMULATIVE	CURRENT	CUMULATIVE	CURRENT	CUMULATIVE
Salaries	\$ 3,577.30	\$ 13,281.13	\$ 22,172.09	\$ 85,630.53	\$ 25,749.39	\$ 98,911.66
FICA	\$ 273.66	\$ 1,016.01	\$ 1,696.16	\$ 6,550.74	\$ 1,969.82	\$ 7,566.75
Health & Welfare		\$ -	\$ 7,039.27	\$ 27,053.86	\$ 7,039.27	\$ 27,053.86
H & W FICA		\$ -	\$ 538.50	\$ 2,069.61	\$ 538.50	\$ 2,069.61
Fringe Benefits	\$ 93.72	\$ 296.04		\$ -	\$ 93.72	\$ 296.04
Overtime		\$ -		\$ -	\$ -	\$ -
Subtotal (110/111)	\$ 3,944.68	\$ 14,593.18	\$ 31,446.02	\$ 121,304.74	\$ 35,390.70	\$ 135,897.92
TRAVEL (220)						
Local Mileage	\$ 10.27	\$ 14.38		\$ -	\$ 10.27	\$ 14.38
		\$ -		\$ -	\$ -	\$ -
Sub Total (220)	\$ 10.27	\$ 14.38	\$ -	\$ -	\$ 10.27	\$ 14.38
CONTRACTUAL (230)						
Equipment & Vehicle Maintenance	\$ 21.00	\$ 672.81	\$ 104.73	\$ 984.85	\$ 125.73	\$ 1,657.66
Lease Equipment	\$ 37.13	\$ 154.07		\$ -	\$ 37.13	\$ 154.07
Building Rent	\$ 1,172.36	\$ 4,689.44		\$ -	\$ 1,172.36	\$ 4,689.44
Staff Certification/Training		\$ 8.40	\$ 7.50	\$ 395.00	\$ 7.50	\$ 403.40
Drug Testing	\$ 2.80	\$ 12.60	\$ 60.00	\$ 100.00	\$ 62.80	\$ 112.60
Payroll Fee	\$ 5.62	\$ 18.34	\$ 57.33	\$ 182.95	\$ 62.95	\$ 201.29
Insurance	\$ 29.51	\$ 157.82	\$ 432.48	\$ 1,749.84	\$ 461.99	\$ 1,907.66
Printing		\$ 6.86		\$ -	\$ -	\$ 6.86
Audit		\$ 345.45		\$ 1,169.53	\$ -	\$ 1,514.98
Fire System		\$ -		\$ -	\$ -	\$ -
Trash Removal	\$ 111.07	\$ 263.82	\$ 183.43	\$ 760.08	\$ 294.50	\$ 1,023.90
Workman's Compensation	\$ 9.27	\$ 25.41	\$ 96.82	\$ 299.73	\$ 106.09	\$ 325.14
Building Maintenance	\$ 68.00	\$ 237.55		\$ 11.69	\$ 68.00	\$ 249.24
Subtotal (230)	\$ 1,456.76	\$ 6,592.57	\$ 942.29	\$ 5,653.67	\$ 2,399.05	\$ 12,246.24
SUPPLIES AND MATERIALS (240)						
Office Supplies	\$ 48.20	\$ 155.06	\$ 35.05	\$ 140.96	\$ 83.25	\$ 296.02
Household Supplies	\$ 36.02	\$ 54.73	\$ 10.50	\$ 640.60	\$ 46.52	\$ 695.33
Food		\$ -		\$ 1,333.38	\$ -	\$ 1,333.38
Fuel	\$ 8.92	\$ 36.74	\$ 392.63	\$ 1,295.50	\$ 401.55	\$ 1,332.24
Subtotal (240)	\$ 93.14	\$ 246.53	\$ 438.18	\$ 3,410.44	\$ 531.32	\$ 3,656.97
EQUIPMENT (250) (under \$5000.00)						
		\$ -		\$ -	\$ -	\$ -
		\$ -		\$ -	\$ -	\$ -
Subtotal (250)	\$ -	\$ -	\$ -	\$ -	\$ -	\$ -
MISCELLANEOUS (290)						
Client Assistance		\$ -		\$ -	\$ -	\$ -
License/fees		\$ 200.00	\$ 167.00	\$ 262.00	\$ 167.00	\$ 462.00
		\$ -		\$ -	\$ -	\$ -
Subtotal (290)	\$ -	\$ 200.00	\$ 167.00	\$ 262.00	\$ 167.00	\$ 462.00
UTILITIES (360)						
Power	\$ 339.20	\$ 1,135.18	\$ 1,348.43	\$ 6,016.50	\$ 1,687.63	\$ 7,151.68
Water	\$ 45.71	\$ 278.81	\$ 1,071.00	\$ 3,779.14	\$ 1,116.71	\$ 4,057.95
Telephone/Facsimile	\$ 15.47	\$ 59.09		\$ 515.88	\$ 15.47	\$ 574.97
Subtotal (360)	\$ 400.38	\$ 1,473.08	\$ 2,419.43	\$ 10,311.52	\$ 2,819.81	\$ 11,784.60
CAPITAL OUTLAY (450) (over \$5000.00)						
		\$ -		\$ -	\$ -	\$ -
		\$ -		\$ -	\$ -	\$ -
Subtotal (450)	\$ -	\$ -	\$ -	\$ -	\$ -	\$ -
GRAND TOTAL	\$ 5,905.23	\$ 23,119.74	\$ 35,412.92	\$ 140,942.37	\$ 41,318.15	\$ 164,062.11


**FY-2020 EXPENDITURE REPORT
CATHOLIC SOCIAL SERVICE
ALEE SHELTER (CHILDREN)**



FOR THE MONTH ENDING: JANUARY 31, 2020

PERSONNEL & BENEFITS COSTS (110/111)	ADMINISTRATIVE COSTS		SERVICE EXPENDITURES		TOTAL	
	CURRENT	CUMULATIVE	CURRENT	CUMULATIVE	CURRENT	CUMULATIVE
Salaries	\$ 4,088.35	\$ 15,185.71	\$ 20,347.17	\$ 83,487.61	\$ 24,435.52	\$ 98,673.32
FICA	\$ 312.76	\$ 1,161.71	\$ 1,556.56	\$ 6,386.80	\$ 1,869.32	\$ 7,548.51
Health & Welfare		\$ -	\$ 7,227.68	\$ 29,110.48	\$ 7,227.68	\$ 29,110.48
H & W FICA		\$ -	\$ 552.92	\$ 2,226.95	\$ 552.92	\$ 2,226.95
Fringe Benefits	\$ 207.56	\$ 439.71			\$ 207.56	\$ 439.71
Overtime		\$ -			\$ -	\$ -
Subtotal (110/111)	\$ 4,608.67	\$ 16,787.13	\$ 29,684.33	\$ 121,211.84	\$ 34,293.00	\$ 137,998.97
TRAVEL (220)						
Local Mileage	\$ 11.74	\$ 16.43		\$ -	\$ 11.74	\$ 16.43
		\$ -		\$ -	\$ -	\$ -
Sub Total (220)	\$ 11.74	\$ 16.43	\$ -	\$ -	\$ 11.74	\$ 16.43
CONTRACTUAL (230)						
Equipment & Vehicle Maintenance	\$ 315.15	\$ 1,060.09	\$ 17.52	\$ 290.91	\$ 332.67	\$ 1,351.00
Lease Equipment	\$ 42.43	\$ 176.08		\$ -	\$ 42.43	\$ 176.08
Building Rent	\$ 1,339.84	\$ 5,359.36	\$ 2,500.00	\$ 10,000.00	\$ 3,839.84	\$ 15,359.36
Staff Certification/Training		\$ 9.60	\$ 52.50	\$ 240.00	\$ 52.50	\$ 249.60
Drug Testing	\$ 3.20	\$ 14.40		\$ 80.00	\$ 3.20	\$ 94.40
Payroll Fee	\$ 6.43	\$ 20.97	\$ 50.99	\$ 172.59	\$ 57.42	\$ 193.56
Insurance	\$ 33.72	\$ 179.63		\$ -	\$ 33.72	\$ 179.63
Printing		\$ 7.84		\$ -	\$ -	\$ 7.84
Audit		\$ 394.79		\$ 1,336.61	\$ -	\$ 1,731.40
Fire System		\$ -		\$ -	\$ -	\$ -
Trash Removal	\$ 126.94	\$ 301.52	\$ 173.43	\$ 719.88	\$ 300.37	\$ 1,021.40
Workman's Compensation	\$ 10.59	\$ 29.04	\$ 110.66	\$ 342.57	\$ 121.25	\$ 371.61
Building Maintenance	\$ 77.70	\$ 271.47		\$ -	\$ 77.70	\$ 271.47
Subtotal (230)	\$ 1,956.00	\$ 7,824.79	\$ 2,905.10	\$ 13,182.56	\$ 4,861.10	\$ 21,007.35
SUPPLIES AND MATERIALS (240)						
Office Supplies	\$ 55.42	\$ 180.73		\$ 205.74	\$ 55.42	\$ 386.47
Household Supplies	\$ 41.16	\$ 89.26	\$ 12.00	\$ 616.02	\$ 53.16	\$ 705.28
Food		\$ -	\$ 623.84	\$ 2,118.74	\$ 623.84	\$ 2,118.74
Fuel	\$ 10.19	\$ 41.98	\$ 383.23	\$ 928.12	\$ 393.42	\$ 970.10
Subtotal (240)	\$ 106.77	\$ 311.97	\$ 1,019.07	\$ 3,868.62	\$ 1,125.84	\$ 4,180.59
EQUIPMENT (250) (under \$5000.00)						
		\$ -		\$ -	\$ -	\$ -
		\$ -		\$ -	\$ -	\$ -
Subtotal (250)	\$ -	\$ -	\$ -	\$ -	\$ -	\$ -
MISCELLANEOUS (290)						
License / Fees		\$ -	\$ 225.00	\$ 320.00	\$ 225.00	\$ 320.00
		\$ 225.00		\$ -	\$ -	\$ 225.00
		\$ -		\$ -	\$ -	\$ -
Subtotal (290)	\$ -	\$ 225.00	\$ 225.00	\$ 320.00	\$ 225.00	\$ 545.00
UTILITIES (360)						
Power	\$ 387.65	\$ 1,297.35	\$ 1,405.33	\$ 5,498.52	\$ 1,792.98	\$ 6,795.87
Water	\$ 52.24	\$ 318.65	\$ 158.76	\$ 682.88	\$ 211.00	\$ 1,001.53
Telephone/Facsimile	\$ 17.68	\$ 67.54	\$ 158.36	\$ 625.10	\$ 176.04	\$ 692.64
Subtotal (360)	\$ 457.57	\$ 1,683.54	\$ 1,722.45	\$ 6,806.50	\$ 2,180.02	\$ 8,490.04
CAPITAL OUTLAY (450) (over \$5000.00)						
		\$ -		\$ -	\$ -	\$ -
		\$ -		\$ -	\$ -	\$ -
Subtotal (450)	\$ -	\$ -	\$ -	\$ -	\$ -	\$ -
GRAND TOTAL	\$ 7,140.75	\$ 26,848.86	\$ 35,555.95	\$ 145,389.52	\$ 42,696.70	\$ 172,238.38


**FY-2020 EXPENDITURE REPORT
CATHOLIC SOCIAL SERVICE
ALEE (ADULT)**



FOR THE MONTH ENDING: FEBRUARY 29, 2020

PERSONNEL & BENEFITS COSTS (110/111)	ADMINISTRATIVE COSTS		SERVICE EXPENDITURES		TOTAL	
	CURRENT	CUMULATIVE	CURRENT	CUMULATIVE	CURRENT	CUMULATIVE
Salaries	\$ 3,117.05	\$ 16,398.18	\$ 19,597.38	\$ 105,227.91	\$ 22,714.43	\$ 121,626.09
FICA	\$ 238.46	\$ 1,254.47	\$ 1,499.20	\$ 8,049.94	\$ 1,737.66	\$ 9,304.41
Health & Welfare		\$ -	\$ 6,980.25	\$ 34,034.11	\$ 6,980.25	\$ 34,034.11
H & W FICA		\$ -	\$ 533.99	\$ 2,603.60	\$ 533.99	\$ 2,603.60
Fringe Benefits	\$ 228.41	\$ 524.45		\$ -	\$ 228.41	\$ 524.45
Overtime		\$ -		\$ -	\$ -	\$ -
Subtotal (110/111)	\$ 3,583.92	\$ 18,177.10	\$ 28,610.82	\$ 149,915.56	\$ 32,194.74	\$ 168,092.66
TRAVEL (220)						
Local Mileage	\$ 25.03	\$ 39.41		\$ -	\$ 25.03	\$ 39.41
		\$ -		\$ -	\$ -	\$ -
Sub Total (220)	\$ 25.03	\$ 39.41	\$ -	\$ -	\$ 25.03	\$ 39.41
CONTRACTUAL (230)						
Equipment & Vehicle Maintenance	\$ 53.55	\$ 726.36	\$ 1,659.42	\$ 2,644.27	\$ 1,712.97	\$ 3,370.63
Lease Equipment	\$ 37.13	\$ 191.20		\$ -	\$ 37.13	\$ 191.20
Building Rent	\$ 1,172.36	\$ 5,861.80		\$ -	\$ 1,172.36	\$ 5,861.80
Staff Certification/Training		\$ 8.40	\$ 595.00	\$ 990.00	\$ 595.00	\$ 998.40
Drug Testing	\$ 4.20	\$ 16.80	\$ 20.00	\$ 120.00	\$ 24.20	\$ 136.80
Payroll Fee	\$ 3.87	\$ 22.21	\$ 38.92	\$ 221.87	\$ 42.79	\$ 244.08
Insurance		\$ 157.82	\$ 415.54	\$ 2,165.38	\$ 415.54	\$ 2,323.20
Printing		\$ 6.86		\$ -	\$ -	\$ 6.86
Audit & Professional fees		\$ 345.45		\$ 1,169.53	\$ -	\$ 1,514.98
Fire System		\$ -		\$ -	\$ -	\$ -
Trash Removal	\$ 47.26	\$ 311.08	\$ 198.07	\$ 958.15	\$ 245.33	\$ 1,269.23
Workman's Compensation	\$ 9.27	\$ 34.68	\$ 96.82	\$ 396.55	\$ 106.09	\$ 431.23
Building Maintenance	\$ 7.39	\$ 244.94	\$ 16.38	\$ 28.07	\$ 23.77	\$ 273.01
		\$ -		\$ -	\$ -	\$ -
		\$ -		\$ -	\$ -	\$ -
		\$ -		\$ -	\$ -	\$ -
Subtotal (230)	\$ 1,335.03	\$ 7,927.60	\$ 3,040.15	\$ 8,693.82	\$ 4,375.18	\$ 16,621.42
SUPPLIES AND MATERIALS (240)						
Office Supplies	\$ 82.56	\$ 237.62	\$ 35.05	\$ 176.01	\$ 117.61	\$ 413.63
Household Supplies	\$ 42.29	\$ 97.02	\$ 38.67	\$ 679.27	\$ 80.96	\$ 776.29
Food	\$ 2.10	\$ 2.10		\$ 1,333.38	\$ 2.10	\$ 1,335.48
Fuel	\$ 33.11	\$ 69.85	\$ 451.52	\$ 1,747.02	\$ 484.63	\$ 1,816.87
Subtotal (240)	\$ 160.06	\$ 406.59	\$ 525.24	\$ 3,935.68	\$ 685.30	\$ 4,342.27
EQUIPMENT (250) (under \$5000.00)						
		\$ -		\$ -	\$ -	\$ -
		\$ -		\$ -	\$ -	\$ -
Subtotal (250)	\$ -	\$ -	\$ -	\$ -	\$ -	\$ -
MISCELLANEOUS (290)						
Client Assistance		\$ -		\$ -	\$ -	\$ -
License/fees	\$ 5.25	\$ 205.25		\$ 262.00	\$ 5.25	\$ 467.25
		\$ -		\$ -	\$ -	\$ -
Subtotal (290)	\$ 5.25	\$ 205.25	\$ -	\$ 262.00	\$ 5.25	\$ 467.25
UTILITIES (360)						
Power	\$ 238.89	\$ 1,374.07	\$ 1,243.62	\$ 7,260.12	\$ 1,482.51	\$ 8,634.19
Water	\$ 48.53	\$ 327.34	\$ 1,446.38	\$ 5,225.52	\$ 1,494.91	\$ 5,552.86
Telephone/Facsimile	\$ 15.47	\$ 74.56	\$ 174.76	\$ 690.64	\$ 190.23	\$ 765.20
Subtotal (360)	\$ 302.89	\$ 1,775.97	\$ 2,864.76	\$ 13,176.28	\$ 3,167.65	\$ 14,952.25
CAPITAL OUTLAY (450) (over \$5000.00)						
		\$ -		\$ -	\$ -	\$ -
		\$ -		\$ -	\$ -	\$ -
Subtotal (450)	\$ -	\$ -	\$ -	\$ -	\$ -	\$ -
GRAND TOTAL	\$ 5,412.18	\$ 28,531.92	\$ 35,040.97	\$ 175,983.34	\$ 40,453.15	\$ 204,515.26


**FY-2020 EXPENDITURE REPORT
CATHOLIC SOCIAL SERVICE
ALEE SHELTER (CHILDREN)**



FOR THE MONTH ENDING: FEBRUARY 29, 2020

PERSONNEL & BENEFITS COSTS (110/11)	ADMINISTRATIVE COSTS		SERVICE EXPENDITURES		TOTAL	
	CURRENT	CUMULATIVE	CURRENT	CUMULATIVE	CURRENT	Y-T-D CUMULATIVE
Salaries	\$ 3,562.35	\$ 18,748.06	\$ 19,642.80	\$ 103,130.41	\$ 23,205.15	\$ 121,878.47
FICA	\$ 272.52	\$ 1,434.23	\$ 1,502.67	\$ 7,889.47	\$ 1,775.19	\$ 9,323.70
Health & Welfare		\$ -	\$ 6,719.20	\$ 35,829.68	\$ 6,719.20	\$ 35,829.68
H & W FICA		\$ -	\$ 514.02	\$ 2,740.97	\$ 514.02	\$ 2,740.97
Fringe Benefits	\$ 200.88	\$ 640.59			\$ 200.88	\$ 640.59
Overtime		\$ -			\$ -	\$ -
Subtotal (110/11)	\$ 4,035.75	\$ 20,822.88	\$ 28,378.69	\$ 149,590.53	\$ 32,414.44	\$ 170,413.41
TRAVEL (220)						
Local Mileage	\$ 28.62	\$ 45.05		\$ -	\$ 28.62	\$ 45.05
		\$ -		\$ -	\$ -	\$ -
Sub Total (220)	\$ 28.62	\$ 45.05	\$ -	\$ -	\$ 28.62	\$ 45.05
CONTRACTUAL (230)						
Equipment & Vehicle Maintenance	\$ 61.20	\$ 1,121.29	\$ 472.33	\$ 763.24	\$ 533.53	\$ 1,884.53
Lease Equipment	\$ 42.43	\$ 218.51		\$ -	\$ 42.43	\$ 218.51
Building Rent	\$ 1,339.84	\$ 6,699.20	\$ 2,500.00	\$ 12,500.00	\$ 3,839.84	\$ 19,199.20
Staff Certification/Training		\$ 9.60	\$ 440.00	\$ 680.00	\$ 440.00	\$ 689.60
Drug Testing	\$ 4.80	\$ 19.20	\$ 20.00	\$ 100.00	\$ 24.80	\$ 119.20
Payroll Fee	\$ 4.42	\$ 25.39	\$ 32.52	\$ 205.11	\$ 36.94	\$ 230.50
Insurance		\$ 179.63		\$ -	\$ -	\$ 179.63
Printing		\$ 7.84		\$ -	\$ -	\$ 7.84
Audit & Professional Fee		\$ 394.79		\$ 1,336.61	\$ -	\$ 1,731.40
Trash Removal	\$ 54.02	\$ 355.54	\$ 170.80	\$ 890.68	\$ 224.82	\$ 1,246.22
Workman's Compensation	\$ 10.59	\$ 39.63	\$ 110.66	\$ 453.23	\$ 121.25	\$ 492.86
Building Maintenance	\$ 8.38	\$ 279.85		\$ -	\$ 8.38	\$ 279.85
		\$ -		\$ -	\$ -	\$ -
		\$ -		\$ -	\$ -	\$ -
		\$ -		\$ -	\$ -	\$ -
		\$ -		\$ -	\$ -	\$ -
Subtotal (230)	\$ 1,525.68	\$ 9,350.47	\$ 3,746.31	\$ 16,928.87	\$ 5,271.99	\$ 26,279.34
SUPPLIES AND MATERIALS (240)						
Office Supplies	\$ 94.35	\$ 275.08		\$ 205.74	\$ 94.35	\$ 480.82
Household Supplies	\$ 50.72	\$ 139.98		\$ 616.02	\$ 50.72	\$ 756.00
Food		\$ -		\$ 2,118.74	\$ -	\$ 2,118.74
Fuel	\$ 37.80	\$ 79.78	\$ 381.92	\$ 1,310.04	\$ 419.72	\$ 1,389.82
Subtotal (240)	\$ 182.87	\$ 494.84	\$ 381.92	\$ 4,250.54	\$ 564.79	\$ 4,745.38
EQUIPMENT (250) (under \$5000.00)						
		\$ -		\$ -	\$ -	\$ -
		\$ -		\$ -	\$ -	\$ -
Subtotal (250)	\$ -	\$ -	\$ -	\$ -	\$ -	\$ -
MISCELLANEOUS (290)						
Client Assistance		\$ -		\$ 320.00	\$ -	\$ 320.00
Licenses/Fees	\$ 6.00	\$ 231.00		\$ -	\$ 6.00	\$ 231.00
		\$ -		\$ -	\$ -	\$ -
Subtotal (290)	\$ 6.00	\$ 231.00	\$ -	\$ 320.00	\$ 6.00	\$ 551.00
UTILITIES (360)						
Power	\$ 273.02	\$ 1,570.37	\$ 1,261.77	\$ 6,760.29	\$ 1,534.79	\$ 8,330.66
Water	\$ 55.47	\$ 374.12	\$ 151.18	\$ 834.06	\$ 206.65	\$ 1,208.18
Telephone/Facsimile	\$ 17.68	\$ 85.22	\$ 158.38	\$ 783.48	\$ 176.06	\$ 868.70
Subtotal (360)	\$ 346.17	\$ 2,029.71	\$ 1,571.33	\$ 8,377.83	\$ 1,917.50	\$ 10,407.54
CAPITAL OUTLAY (450) (over \$5000.00)						
		\$ -		\$ -	\$ -	\$ -
		\$ -		\$ -	\$ -	\$ -
Subtotal (450)	\$ -	\$ -	\$ -	\$ -	\$ -	\$ -
GRAND TOTAL	\$ 6,125.09	\$ 32,973.95	\$ 34,078.25	\$ 179,467.77	\$ 40,203.34	\$ 212,441.72

**FY-2020 EXPENDITURE REPORT
CATHOLIC SOCIAL SERVICE
ALEE (ADULT)**



FOR THE MONTH ENDING: MARCH 31, 2020

PERSONNEL & BENEFITS COSTS (110/111)	ADMINISTRATIVE COSTS		SERVICE EXPENDITURES		TOTAL	
	CURRENT	CUMULATIVE	CURRENT	CUMULATIVE	CURRENT	CUMULATIVE
Salaries	\$ 3,145.69	\$ 19,543.87	\$ 20,742.98	\$ 125,970.89	\$ 23,888.67	\$ 145,514.76
FICA	\$ 240.66	\$ 1,495.13	\$ 1,586.84	\$ 9,636.78	\$ 1,827.50	\$ 11,131.91
Health & Welfare		\$ -	\$ 6,247.04	\$ 40,281.15	\$ 6,247.04	\$ 40,281.15
H & W FICA		\$ -	\$ 477.90	\$ 3,081.50	\$ 477.90	\$ 3,081.50
Fringe Benefits	\$ 87.88	\$ 612.33		\$ -	\$ 87.88	\$ 612.33
Overtime		\$ -		\$ -	\$ -	\$ -
Subtotal (110/111)	\$ 3,474.23	\$ 21,651.33	\$ 29,054.76	\$ 178,970.32	\$ 32,528.99	\$ 200,621.65
TRAVEL (220)						
Local Mileage	\$ 10.52	\$ 49.93		\$ -	\$ 10.52	\$ 49.93
		\$ -		\$ -	\$ -	\$ -
Sub Total (220)	\$ 10.52	\$ 49.93	\$ -	\$ -	\$ 10.52	\$ 49.93
CONTRACTUAL (230)						
Equipment & Vehicle Maintenance	\$ 112.34	\$ 838.70		\$ 2,644.27	\$ 112.34	\$ 3,482.97
Lease Equipment	\$ 37.13	\$ 228.33		\$ -	\$ 37.13	\$ 228.33
Building Rent	\$ 1,172.36	\$ 7,034.16		\$ -	\$ 1,172.36	\$ 7,034.16
Staff Certification/Training		\$ 8.40		\$ 990.00	\$ -	\$ 998.40
Drug Testing		\$ 16.80	\$ 20.00	\$ 140.00	\$ 20.00	\$ 156.80
Payroll Fee	\$ 3.76	\$ 25.97	\$ 34.68	\$ 256.55	\$ 38.44	\$ 282.52
Insurance	\$ 37.05	\$ 194.87	\$ 21.29	\$ 2,186.67	\$ 58.34	\$ 2,381.54
Printing		\$ 6.86		\$ -	\$ -	\$ 6.86
Audit & Professional Fees		\$ 345.45	\$ 14.20	\$ 1,183.73	\$ 14.20	\$ 1,529.18
Fire System		\$ -		\$ -	\$ -	\$ -
Trash Removal	\$ 46.63	\$ 357.71	\$ 179.56	\$ 1,137.71	\$ 226.19	\$ 1,495.42
Workman's Compensation	\$ 9.27	\$ 43.95	\$ 96.82	\$ 493.37	\$ 106.09	\$ 537.32
Building Maintenance	\$ 135.79	\$ 380.73	\$ 950.00	\$ 978.07	\$ 1,085.79	\$ 1,358.80
		\$ -		\$ -	\$ -	\$ -
		\$ -		\$ -	\$ -	\$ -
		\$ -		\$ -	\$ -	\$ -
Subtotal (230)	\$ 1,554.33	\$ 9,481.93	\$ 1,316.55	\$ 10,010.37	\$ 2,870.88	\$ 19,492.30
SUPPLIES AND MATERIALS (240)						
Office Supplies	\$ 59.47	\$ 297.09	\$ 35.05	\$ 211.06	\$ 94.52	\$ 508.15
Household Supplies	\$ 16.66	\$ 113.68	\$ 358.49	\$ 1,037.76	\$ 375.15	\$ 1,151.44
Food		\$ 2.10	\$ 290.94	\$ 1,624.32	\$ 290.94	\$ 1,626.42
Fuel	\$ 16.03	\$ 85.88	\$ 303.11	\$ 2,050.13	\$ 319.14	\$ 2,136.01
Subtotal (240)	\$ 92.16	\$ 498.75	\$ 987.59	\$ 4,923.27	\$ 1,079.75	\$ 5,422.02
EQUIPMENT (250) (under \$5000.00)						
		\$ -		\$ -	\$ -	\$ -
		\$ -		\$ -	\$ -	\$ -
Subtotal (250)	\$ -	\$ -	\$ -	\$ -	\$ -	\$ -
MISCELLANEOUS (290)						
Client Assistance		\$ -		\$ -	\$ -	\$ -
License/fees	\$ 25.55	\$ 230.80		\$ 262.00	\$ 25.55	\$ 492.80
		\$ -		\$ -	\$ -	\$ -
Subtotal (290)	\$ 25.55	\$ 230.80	\$ -	\$ 262.00	\$ 25.55	\$ 492.80
UTILITIES (360)						
Power	\$ 249.25	\$ 1,623.32	\$ 1,401.15	\$ 8,661.27	\$ 1,650.40	\$ 10,284.59
Water	\$ 52.33	\$ 379.67	\$ 2,909.50	\$ 8,135.02	\$ 2,961.83	\$ 8,514.69
Telephone/Facsimile	\$ 15.47	\$ 90.03	\$ 174.76	\$ 865.40	\$ 190.23	\$ 955.43
Subtotal (360)	\$ 317.05	\$ 2,093.02	\$ 4,485.41	\$ 17,661.69	\$ 4,802.46	\$ 19,754.71
CAPITAL OUTLAY (450) (over \$5000.00)						
		\$ -		\$ -	\$ -	\$ -
		\$ -		\$ -	\$ -	\$ -
Subtotal (450)	\$ -	\$ -	\$ -	\$ -	\$ -	\$ -
GRAND TOTAL	\$ 5,473.84	\$ 34,005.76	\$ 35,844.31	\$ 211,827.65	\$ 41,318.15	\$ 245,833.41

**FY-2020 EXPENDITURE REPORT
CATHOLIC SOCIAL SERVICE
ALEE SHELTER (CHILDREN)**



FOR THE MONTH ENDING: MARCH 31, 2020

PERSONNEL & BENEFITS COSTS (110/11)	ADMINISTRATIVE COSTS		SERVICE EXPENDITURES		TOTAL	
	CURRENT	CUMULATIVE	CURRENT	CUMULATIVE	CURRENT	CUMULATIVE
Salaries	\$ 3,746.76	\$ 22,494.82	\$ 18,191.79	\$ 121,322.20	\$ 21,938.55	\$ 143,817.02
FICA	\$ 286.63	\$ 1,720.86	\$ 1,391.67	\$ 9,281.14	\$ 1,678.30	\$ 11,002.00
Health & Welfare		\$ -	\$ 6,932.58	\$ 42,762.26	\$ 6,932.58	\$ 42,762.26
H & W FICA		\$ -	\$ 530.34	\$ 3,271.31	\$ 530.34	\$ 3,271.31
Fringe Benefits	\$ 100.44	\$ 741.03		\$ -	\$ 100.44	\$ 741.03
Overtime		\$ -		\$ -	\$ -	\$ -
Subtotal (110/111)	\$ 4,133.83	\$ 24,956.71	\$ 27,046.38	\$ 176,636.91	\$ 31,180.21	\$ 201,593.62
TRAVEL (220)						
Local Mileage	\$ 12.01	\$ 57.06		\$ -	\$ 12.01	\$ 57.06
		\$ -		\$ -	\$ -	\$ -
Sub Total (220)	\$ 12.01	\$ 57.06	\$ -	\$ -	\$ 12.01	\$ 57.06
CONTRACTUAL (230)						
Equipment & Vehicle Maintenance	\$ 128.40	\$ 1,249.69		\$ 763.24	\$ 128.40	\$ 2,012.93
Lease Equipment	\$ 42.43	\$ 260.94		\$ -	\$ 42.43	\$ 260.94
Building Rent	\$ 1,339.84	\$ 8,039.04	\$ 2,500.00	\$ 15,000.00	\$ 3,839.84	\$ 23,039.04
Staff Certification/Training		\$ 9.60		\$ 680.00	\$ -	\$ 689.60
Drug Testing		\$ 19.20	\$ 20.00	\$ 120.00	\$ 20.00	\$ 139.20
Payroll Fee	\$ 4.30	\$ 29.69	\$ 31.72	\$ 236.83	\$ 36.02	\$ 266.52
Insurance	\$ 42.34	\$ 221.97		\$ -	\$ 42.34	\$ 221.97
Printing		\$ 7.84		\$ -	\$ -	\$ 7.84
Audit & Professional Fees		\$ 394.79	\$ 16.23	\$ 1,352.84	\$ 16.23	\$ 1,747.63
Fire System		\$ 355.54		\$ 890.68	\$ -	\$ 1,246.22
Trash Removal	\$ 53.30	\$ 92.93	\$ 186.51	\$ 639.74	\$ 239.81	\$ 732.67
Workman's Compensation	\$ 10.59	\$ 290.44	\$ 110.66	\$ 110.66	\$ 121.25	\$ 401.10
Building Maintenance	\$ 155.19	\$ 155.19		\$ -	\$ 155.19	\$ 155.19
		\$ -		\$ -	\$ -	\$ -
		\$ -		\$ -	\$ -	\$ -
Subtotal (230)	\$ 1,776.39	\$ 11,126.86	\$ 2,865.12	\$ 19,793.99	\$ 4,641.51	\$ 30,920.85
SUPPLIES AND MATERIALS (240)						
Office Supplies	\$ 71.19	\$ 346.27		\$ 205.74	\$ 71.19	\$ 552.01
Household Supplies	\$ 19.04	\$ 159.02	\$ 343.05	\$ 959.07	\$ 362.09	\$ 1,118.09
Food		\$ -	\$ 749.85	\$ 2,868.59	\$ 749.85	\$ 2,868.59
Fuel	\$ 18.32	\$ 98.10	\$ 251.26	\$ 1,561.30	\$ 269.58	\$ 1,659.40
Subtotal (240)	\$ 108.55	\$ 603.39	\$ 1,344.16	\$ 5,594.70	\$ 1,452.71	\$ 6,198.09
EQUIPMENT (250) (under \$5000.00)						
		\$ -		\$ -	\$ -	\$ -
		\$ -		\$ -	\$ -	\$ -
Subtotal (250)	\$ -	\$ -	\$ -	\$ -	\$ -	\$ -
MISCELLANEOUS (290)						
Licenses/Fees	\$ 29.20	\$ 29.20	\$ 191.42	\$ 511.42	\$ 220.62	\$ 540.62
Client Assistance		\$ -		\$ -	\$ -	\$ -
		\$ -		\$ -	\$ -	\$ -
Subtotal (290)	\$ 29.20	\$ 260.20	\$ 191.42	\$ 511.42	\$ 220.62	\$ 771.62
UTILITIES (360)						
Power	\$ 284.85	\$ 1,855.22	\$ 1,105.70	\$ 7,865.99	\$ 1,390.55	\$ 9,721.21
Water	\$ 59.80	\$ 433.92	\$ 156.79	\$ 990.85	\$ 216.59	\$ 1,424.77
Telephone/Facsimile	\$ 17.68	\$ 102.90	\$ 158.38	\$ 941.86	\$ 176.06	\$ 1,044.76
Subtotal (360)	\$ 362.33	\$ 2,392.04	\$ 1,420.87	\$ 9,798.70	\$ 1,783.20	\$ 12,190.74
CAPITAL OUTLAY (450) (over \$5000.00)						
		\$ -		\$ -	\$ -	\$ -
		\$ -		\$ -	\$ -	\$ -
Subtotal (450)	\$ -	\$ -	\$ -	\$ -	\$ -	\$ -
GRAND TOTAL	\$ 6,422.31	\$ 39,396.26	\$ 32,867.95	\$ 212,335.72	\$ 39,290.26	\$ 251,731.98

**FY-2020 EXPENDITURE REPORT
CATHOLIC SOCIAL SERVICE
ALEE (ADULT)**

FOR THE MONTH ENDING: APRIL 30, 2020

PERSONNEL & BENEFITS COSTS (110/111)	ADMINISTRATIVE COSTS		SERVICE EXPENDITURES		TOTAL	
	CURRENT	CUMULATIVE	CURRENT	CUMULATIVE	CURRENT	Y-T-D CUMULATIVE
Salaries	\$ 3,693.13	\$ 23,237.00	\$ 21,397.46	\$ 147,368.35	\$ 25,090.59	\$ 170,605.35
FICA	\$ 282.52	\$ 1,777.65	\$ 1,636.91	\$ 11,273.69	\$ 1,919.43	\$ 13,051.34
Health & Welfare		\$ -	\$ 6,065.44	\$ 46,346.59	\$ 6,065.44	\$ 46,346.59
H & W FICA		\$ -	\$ 464.01	\$ 3,545.51	\$ 464.01	\$ 3,545.51
Fringe Benefit	\$ 87.88	\$ 700.21		\$ -	\$ 87.88	\$ 700.21
Overtime		\$ -		\$ -	\$ -	\$ -
Subtotal (110/111)	\$ 4,063.53	\$ 25,714.86	\$ 29,563.82	\$ 208,534.14	\$ 33,627.35	\$ 234,249.00
TRAVEL (220)						
Local Mileage	\$ 1.22	\$ 51.15		\$ -	\$ 1.22	\$ 51.15
		\$ -		\$ -	\$ -	\$ -
Sub Total (220)	\$ 1.22	\$ 51.15	\$ -	\$ -	\$ 1.22	\$ 51.15
CONTRACTUAL (230)						
Equipment/ Vehicle Maintenance	\$ 157.53	\$ 996.23		\$ 2,644.27	\$ 157.53	\$ 3,640.50
Lease Equipment	\$ 37.13	\$ 265.46		\$ -	\$ 37.13	\$ 265.46
Building Rent	\$ 1,172.36	\$ 8,206.52		\$ -	\$ 1,172.36	\$ 8,206.52
Staff Certification/Training		\$ 8.40		\$ 990.00	\$ -	\$ 998.40
Drug Testing	\$ 2.80	\$ 19.60	\$ 20.00	\$ 160.00	\$ 22.80	\$ 179.60
Payroll Fee	\$ 3.42	\$ 29.39	\$ 34.74	\$ 291.29	\$ 38.16	\$ 320.68
Insurance	\$ 57.56	\$ 252.43	\$ 1,105.15	\$ 3,291.82	\$ 1,162.71	\$ 3,544.25
Printing		\$ 6.86		\$ -	\$ -	\$ 6.86
Audit & Professional Fees		\$ 345.45		\$ 1,183.73	\$ -	\$ 1,529.18
Fire System		\$ -		\$ -	\$ -	\$ -
Trash Removal	\$ 38.31	\$ 396.02	\$ 169.44	\$ 1,307.15	\$ 207.75	\$ 1,703.17
Workman's Compensation	\$ 9.27	\$ 53.22	\$ 96.82	\$ 590.19	\$ 106.09	\$ 643.41
Building Maintenance	\$ 343.83	\$ 724.56	\$ 158.00	\$ 1,136.07	\$ 501.83	\$ 1,860.63
Subtotal (230)	\$ 1,822.21	\$ 11,304.14	\$ 1,584.15	\$ 11,594.52	\$ 3,406.36	\$ 22,898.66
SUPPLIES AND MATERIALS (240)						
Office Supplies	\$ 72.83	\$ 369.92	\$ 35.05	\$ 246.11	\$ 107.88	\$ 616.03
Household Supplies	\$ 18.47	\$ 132.15	\$ 289.03	\$ 1,326.79	\$ 307.50	\$ 1,458.94
Food		\$ 2.10		\$ 1,624.32	\$ -	\$ 1,626.42
Fuel	\$ 10.64	\$ 96.52	\$ 104.32	\$ 2,154.45	\$ 114.96	\$ 2,250.97
Subtotal (240)	\$ 101.94	\$ 600.69	\$ 428.40	\$ 5,351.67	\$ 530.34	\$ 5,952.36
EQUIPMENT (250) (under \$5000.00)						
Computer	\$ 79.52	\$ 79.52		\$ -	\$ 79.52	\$ 79.52
		\$ -		\$ -	\$ -	\$ -
Subtotal (250)	\$ 79.52	\$ 79.52	\$ -	\$ -	\$ 79.52	\$ 79.52
MISCELLANEOUS (290)						
Client Assistance		\$ -	\$ -	\$ -	\$ -	\$ -
License/fees	\$ 12.59	\$ 243.39		\$ 262.00	\$ 12.59	\$ 505.39
		\$ -		\$ -	\$ -	\$ -
Subtotal (290)	\$ 12.59	\$ 243.39	\$ -	\$ 262.00	\$ 12.59	\$ 505.39
UTILITIES (360)						
Power	\$ 268.35	\$ 1,891.67	\$ 1,354.00	\$ 10,015.27	\$ 1,622.35	\$ 11,906.94
Water	\$ 51.84	\$ 431.51	\$ 1,347.70	\$ 9,482.72	\$ 1,399.54	\$ 9,914.23
Telephone/Facsimile	\$ 15.41	\$ 105.44	\$ 174.44	\$ 1,039.84	\$ 189.85	\$ 1,145.28
Subtotal (360)	\$ 335.60	\$ 2,428.62	\$ 2,876.14	\$ 20,537.83	\$ 3,211.74	\$ 22,966.45
CAPITAL OUTLAY (450) (over \$5000.00)						
		\$ -		\$ -	\$ -	\$ -
		\$ -		\$ -	\$ -	\$ -
Subtotal (450)	\$ -	\$ -	\$ -	\$ -	\$ -	\$ -
GRAND TOTAL	\$ 6,416.61	\$ 40,422.37	\$ 34,452.51	\$ 246,280.16	\$ 40,869.12	\$ 286,702.53

**FY-2020 EXPENDITURE REPORT
CATHOLIC SOCIAL SERVICE
ALEE SHELTER (CHILDREN) - ISOLATION PROJECT COVID 19**

FOR THE MONTH ENDING: APRIL 30, 2020


PERSONNEL & BENEFITS COSTS (110/111)	ADMINISTRATIVE COSTS		SERVICE EXPENDITURES		TOTAL	
	CURRENT	CUMULATIVE	CURRENT	CUMULATIVE	CURRENT	YTD/CUMULATIVE
Salaries		\$ -	\$ 300.57	\$ 300.57	\$ 300.57	\$ 300.57
FICA		\$ -	\$ 22.99	\$ 22.99	\$ 22.99	\$ 22.99
Health & Welfare		\$ -	\$ 99.88	\$ 99.88	\$ 99.88	\$ 99.88
H & W FICA		\$ -	\$ 7.64	\$ 7.64	\$ 7.64	\$ 7.64
Fringe Benefit		\$ -		\$ -	\$ -	\$ -
		\$ -		\$ -	\$ -	\$ -
Subtotal (110/111)	\$ -	\$ -	\$ 431.08	\$ 431.08	\$ 431.08	\$ 431.08
TRAVEL (220)						
Local Mileage		\$ -		\$ -	\$ -	\$ -
		\$ -		\$ -	\$ -	\$ -
Sub Total (220)	\$ -	\$ -	\$ -	\$ -	\$ -	\$ -
CONTRACTUAL (230)						
Equipment Maintenance		\$ -	\$ 264.68	\$ 264.68	\$ 264.68	\$ 264.68
Lease Equipment		\$ -		\$ -	\$ -	\$ -
Building Rent		\$ -		\$ -	\$ -	\$ -
Staff Certification/Training		\$ -		\$ -	\$ -	\$ -
Drug Testing		\$ -		\$ -	\$ -	\$ -
Payroll Fee		\$ -		\$ -	\$ -	\$ -
Insurance		\$ -		\$ -	\$ -	\$ -
Printing		\$ -		\$ -	\$ -	\$ -
Audit & Professional Fees		\$ -		\$ -	\$ -	\$ -
Fire System		\$ -		\$ -	\$ -	\$ -
Trash Removal		\$ -		\$ -	\$ -	\$ -
Workman's Compensation		\$ -		\$ -	\$ -	\$ -
Building Maintenance		\$ -	\$ 506.68	\$ 506.68	\$ 506.68	\$ 506.68
		\$ -		\$ -	\$ -	\$ -
		\$ -		\$ -	\$ -	\$ -
Subtotal (230)	\$ -	\$ -	\$ 771.36	\$ 771.36	\$ 771.36	\$ 771.36
SUPPLIES AND MATERIALS (240)						
Office Supplies		\$ -		\$ -	\$ -	\$ -
Household Supplies		\$ -	\$ 137.70	\$ 137.70	\$ 137.70	\$ 137.70
Food		\$ -		\$ -	\$ -	\$ -
Fuel		\$ -		\$ -	\$ -	\$ -
Subtotal (240)	\$ -	\$ -	\$ 137.70	\$ 137.70	\$ 137.70	\$ 137.70
EQUIPMENT (250) (under \$5000.00)						
		\$ -		\$ -	\$ -	\$ -
Beds		\$ -	\$ 636.00	\$ 636.00	\$ 636.00	\$ 636.00
Refrigerator		\$ -	\$ 699.00	\$ 699.00	\$ 699.00	\$ 699.00
Air Conditioner		\$ -	\$ 2,355.00	\$ 2,355.00	\$ 2,355.00	\$ 2,355.00
Subtotal (250)	\$ -	\$ -	\$ 3,690.00	\$ 3,690.00	\$ 3,690.00	\$ 3,690.00
MISCELLANEOUS (290)						
Licenses Fees		\$ -		\$ -	\$ -	\$ -
Client Assistance	\$ -	\$ -		\$ -	\$ -	\$ -
		\$ -		\$ -	\$ -	\$ -
Subtotal (290)	\$ -	\$ -	\$ -	\$ -	\$ -	\$ -
UTILITIES (360)						
Power		\$ -		\$ -	\$ -	\$ -
Water		\$ -		\$ -	\$ -	\$ -
Telephone/Facsimile		\$ -		\$ -	\$ -	\$ -
Subtotal (360)	\$ -	\$ -	\$ -	\$ -	\$ -	\$ -
CAPITAL OUTLAY (450) (over \$5000.00)						
		\$ -		\$ -	\$ -	\$ -
		\$ -		\$ -	\$ -	\$ -
Subtotal (450)	\$ -	\$ -	\$ -	\$ -	\$ -	\$ -
GRAND TOTAL	\$ -	\$ -	\$ 5,030.14	\$ 5,030.14	\$ 5,030.14	\$ 5,030.14

**FY-2020 EXPENDITURE REPORT
CATHOLIC SOCIAL SERVICE
ALEE SHELTER (CHILDREN)**
(Inclusive of Isolation Project Cost Detailed in Separate Schedule)

FOR THE MONTH ENDING: APRIL 30, 2020

PERSONNEL & BENEFITS COSTS (110/111)	ADMINISTRATIVE COSTS		SERVICE EXPENDITURES		TOTAL	
	CURRENT	CUMULATIVE	CURRENT	CUMULATIVE	CURRENT	Y-TD, CUMULATIVE
Salaries	\$ 3,992.00	\$ 26,486.82	\$ 17,112.57	\$ 138,434.77	\$ 21,104.57	\$ 164,921.59
FICA	\$ 305.39	\$ 2,026.25	\$ 1,309.11	\$ 10,590.25	\$ 1,614.50	\$ 12,616.50
Health & Welfare		\$ -	\$ 7,036.52	\$ 49,798.78	\$ 7,036.52	\$ 49,798.78
H & W FICA		\$ -	\$ 538.29	\$ 3,809.60	\$ 538.29	\$ 3,809.60
Fringe Benefit	\$ 100.44	\$ 841.47		\$ -	\$ 100.44	\$ 841.47
Overtime		\$ -		\$ -	\$ -	\$ -
Subtotal (110/111)	\$ 4,397.83	\$ 29,354.54	\$ 25,996.49	\$ 202,633.40	\$ 30,394.32	\$ 231,987.94
TRAVEL (220)						
Local Mileage	\$ 12.11	\$ 69.17		\$ -	\$ 12.11	\$ 69.17
		\$ -		\$ -	\$ -	\$ -
Sub Total (220)	\$ 12.11	\$ 69.17	\$ -	\$ -	\$ 12.11	\$ 69.17
CONTRACTUAL (230)						
Equipment/Vehicle Maintenance	\$ 180.03	\$ 1,429.72	\$ 264.68	\$ 1,027.92	\$ 444.71	\$ 2,457.64
Lease Equipment	\$ 42.43	\$ 303.37		\$ -	\$ 42.43	\$ 303.37
Building Rent	\$ 1,339.84	\$ 9,378.88	\$ 2,500.00	\$ 17,500.00	\$ 3,839.84	\$ 26,878.88
Staff Certification/Training		\$ 9.60		\$ 680.00	\$ -	\$ 689.60
Drug Testing	\$ 3.20	\$ 22.40	\$ 40.00	\$ 160.00	\$ 43.20	\$ 182.40
Payroll Fee	\$ 3.92	\$ 33.61	\$ 31.77	\$ 268.60	\$ 35.69	\$ 302.21
Insurance	\$ 65.78	\$ 287.75	\$ 307.20	\$ 307.20	\$ 372.98	\$ 594.95
Printing		\$ 7.84		\$ -	\$ -	\$ 7.84
Audit & Professional Fees		\$ 394.79		\$ 1,352.84	\$ -	\$ 1,747.63
Fire System		\$ 355.54		\$ 890.68	\$ -	\$ 1,246.22
Trash Removal	\$ 43.78	\$ 136.71	\$ 159.44	\$ 799.18	\$ 203.22	\$ 935.89
Workman's Compensation	\$ 10.60	\$ 301.04	\$ 110.66	\$ 221.32	\$ 121.26	\$ 522.36
Building Maintenance & Repairs	\$ 358.91	\$ 514.10	\$ 578.66	\$ 578.66	\$ 937.57	\$ 1,092.76
		\$ -		\$ -	\$ -	\$ -
		\$ -		\$ -	\$ -	\$ -
Subtotal (230)	\$ 2,048.49	\$ 13,175.35	\$ 3,992.41	\$ 23,786.40	\$ 6,040.90	\$ 36,961.75
SUPPLIES AND MATERIALS (240)						
Office Supplies	\$ 83.23	\$ 429.50		\$ 205.74	\$ 83.23	\$ 635.24
Household Supplies	\$ 21.10	\$ 180.12	\$ 422.00	\$ 1,381.07	\$ 443.10	\$ 1,561.19
Food		\$ -		\$ 2,868.59	\$ -	\$ 2,868.59
Fuel	\$ 12.16	\$ 110.26	\$ 35.00	\$ 1,596.30	\$ 47.16	\$ 1,706.56
Subtotal (240)	\$ 116.49	\$ 719.88	\$ 457.00	\$ 6,051.70	\$ 573.49	\$ 6,771.58
EQUIPMENT (250) (under \$5000.00)						
Computer	\$ 90.88	\$ 90.88		\$ -	\$ 90.88	\$ 90.88
Beds			\$ 636.00	\$ 636.00	\$ 636.00	\$ 636.00
Refrigerator			\$ 699.00	\$ 699.00	\$ 699.00	\$ 699.00
Air Conditioner			\$ 2,355.00	\$ 2,355.00	\$ 2,355.00	\$ 2,355.00
Subtotal (250)	\$ 90.88	\$ 90.88	\$ 3,690.00	\$ 3,690.00	\$ 3,780.88	\$ 3,780.88
MISCELLANEOUS (290)						
Licenses Fees	\$ 14.39	\$ 43.59		\$ 511.42	\$ 14.39	\$ 555.01
Client Assistance	\$ -	\$ -		\$ -	\$ -	\$ -
		\$ -		\$ -	\$ -	\$ -
Subtotal (290)	\$ 14.39	\$ 274.59	\$ -	\$ 511.42	\$ 14.39	\$ 786.01
UTILITIES (360)						
Power	\$ 306.69	\$ 2,161.91	\$ 1,158.67	\$ 9,024.66	\$ 1,465.36	\$ 11,186.57
Water	\$ 59.25	\$ 493.17	\$ 155.81	\$ 1,146.66	\$ 215.06	\$ 1,639.83
Telephone/Facsimile	\$ 17.62	\$ 120.52	\$ 158.06	\$ 1,099.92	\$ 175.68	\$ 1,220.44
Subtotal (360)	\$ 383.56	\$ 2,775.60	\$ 1,472.54	\$ 11,271.24	\$ 1,856.10	\$ 14,046.84
CAPITAL OUTLAY (450) (over \$5000.00)						
		\$ -		\$ -	\$ -	\$ -
		\$ -		\$ -	\$ -	\$ -
Subtotal (450)	\$ -	\$ -	\$ -	\$ -	\$ -	\$ -
GRAND TOTAL	\$ 7,063.75	\$ 46,460.01	\$ 35,608.44	\$ 247,944.16	\$ 42,672.19	\$ 294,404.17


**FY-2020 EXPENDITURE REPORT
CATHOLIC SOCIAL SERVICE
ALEE (ADULT)**



FOR THE MONTH ENDING: MAY 31, 2020

PERSONNEL & BENEFITS COSTS (110/111)	ADMINISTRATIVE COSTS		SERVICE EXPENDITURES		TOTAL	
	CURRENT	CUMULATIVE	CURRENT	CUMULATIVE	CURRENT	CUMULATIVE
Salaries	\$ 3,229.76	\$ 26,466.76	\$ 23,092.94	\$ 170,461.29	\$ 26,322.70	\$ 196,928.05
FICA	\$ 247.08	\$ 2,024.73	\$ 1,766.61	\$ 13,040.30	\$ 2,013.69	\$ 15,065.03
Health & Welfare		\$ -	\$ 8,462.56	\$ 54,809.15	\$ 8,462.56	\$ 54,809.15
H & W FICA		\$ -	\$ 647.39	\$ 4,192.90	\$ 647.39	\$ 4,192.90
Fringe Benefit	\$ 87.88	\$ 788.09		\$ -	\$ 87.88	\$ 788.09
Overtime		\$ -		\$ -	\$ -	\$ -
Subtotal (110/111)	\$ 3,564.72	\$ 29,279.58	\$ 33,969.50	\$ 242,503.64	\$ 37,534.22	\$ 271,783.22
TRAVEL (220)						
Local Mileage	\$ 19.91	\$ 71.06		\$ -	\$ 19.91	\$ 71.06
		\$ -		\$ -	\$ -	\$ -
Sub Total (220)	\$ 19.91	\$ 71.06	\$ -	\$ -	\$ 19.91	\$ 71.06
CONTRACTUAL (230)						
Equipment/ Vehicle Maintenance	\$ 292.31	\$ 1,288.54	\$ 739.98	\$ 3,384.25	\$ 1,032.29	\$ 4,672.79
Lease Equipment	\$ 37.13	\$ 302.59		\$ -	\$ 37.13	\$ 302.59
Building Rent	\$ 1,172.36	\$ 9,378.88		\$ -	\$ 1,172.36	\$ 9,378.88
Staff Certification/Training		\$ 8.40		\$ 990.00	\$ -	\$ 998.40
Drug Testing		\$ 19.60		\$ 160.00	\$ -	\$ 179.60
Payroll Fee	\$ 3.79	\$ 33.18	\$ 35.95	\$ 327.24	\$ 39.74	\$ 360.42
Insurance	\$ 44.30	\$ 296.73	\$ 302.30	\$ 3,594.12	\$ 346.60	\$ 3,890.85
Printing		\$ 6.86		\$ -	\$ -	\$ 6.86
Audit & Professional Fees		\$ 345.45		\$ 1,183.73	\$ -	\$ 1,529.18
Fire System		\$ -		\$ -	\$ -	\$ -
Trash Removal	\$ 43.06	\$ 439.08	\$ 187.65	\$ 1,494.80	\$ 230.71	\$ 1,933.88
Workman's Compensation	\$ 9.27	\$ 62.49	\$ 96.82	\$ 687.01	\$ 106.09	\$ 749.50
Building Maintenance	\$ 4.06	\$ 728.62	\$ 760.43	\$ 1,896.50	\$ 764.49	\$ 2,625.12
		\$ -		\$ -	\$ -	\$ -
		\$ -		\$ -	\$ -	\$ -
		\$ -		\$ -	\$ -	\$ -
Subtotal (230)	\$ 1,606.28	\$ 12,910.42	\$ 2,123.13	\$ 13,717.65	\$ 3,729.41	\$ 26,628.07
SUPPLIES AND MATERIALS (240)						
Office Supplies	\$ 33.83	\$ 403.75	\$ 35.05	\$ 281.16	\$ 68.88	\$ 684.91
Household Supplies	\$ 33.50	\$ 165.65	\$ 234.75	\$ 1,561.54	\$ 268.25	\$ 1,727.19
Food		\$ 2.10		\$ 1,624.32	\$ -	\$ 1,626.42
Fuel	\$ 7.00	\$ 103.52	\$ 188.00	\$ 2,342.45	\$ 195.00	\$ 2,445.97
Subtotal (240)	\$ 74.33	\$ 675.02	\$ 457.80	\$ 5,809.47	\$ 532.13	\$ 6,484.49
EQUIPMENT (250) (under \$5000.00)						
		\$ -		\$ -	\$ -	\$ -
		\$ 79.52		\$ -	\$ -	\$ 79.52
Subtotal (250)	\$ -	\$ 79.52	\$ -	\$ -	\$ -	\$ 79.52
MISCELLANEOUS (290)						
Client Assistance		\$ -		\$ -	\$ -	\$ -
License Fees		\$ 243.39		\$ 262.00	\$ -	\$ 505.39
		\$ -		\$ -	\$ -	\$ -
Subtotal (290)	\$ -	\$ 243.39	\$ -	\$ 262.00	\$ -	\$ 505.39
UTILITIES (360)						
Power	\$ 186.25	\$ 2,077.92	\$ 1,275.02	\$ 11,290.29	\$ 1,461.27	\$ 13,368.21
Water/Sewer	\$ 41.24	\$ 472.75	\$ 940.71	\$ 10,423.43	\$ 981.95	\$ 10,896.18
Telephone/Fax	\$ 15.41	\$ 120.85	\$ 174.44	\$ 1,214.28	\$ 189.85	\$ 1,335.13
Subtotal (360)	\$ 242.90	\$ 2,671.52	\$ 2,390.17	\$ 22,928.00	\$ 2,633.07	\$ 25,599.52
CAPITAL OUTLAY (450) (over \$5000.00)						
		\$ -		\$ -	\$ -	\$ -
		\$ -		\$ -	\$ -	\$ -
Subtotal (450)	\$ -	\$ -	\$ -	\$ -	\$ -	\$ -
GRAND TOTAL	\$ 5,508.14	\$ 45,930.51	\$ 38,940.60	\$ 285,220.76	\$ 44,448.74	\$ 331,151.27

**FY-2020 EXPENDITURE REPORT
CATHOLIC SOCIAL SERVICE
ALEE SHELTER (CHILDREN)**



FOR THE MONTH ENDING: MAY 31, 2020

PERSONNEL & BENEFITS COSTS (110/111)	ADMINISTRATIVE COSTS		SERVICE EXPENDITURES		TOTAL	
	CURRENT	CUMULATIVE	CURRENT	CUMULATIVE	CURRENT	CUMULATIVE
Salaries	\$ 3,691.16	\$ 30,177.98	\$ 24,934.62	\$ 163,369.39	\$ 28,625.78	\$ 193,547.37
FICA	\$ 282.37	\$ 2,308.62	\$ 1,907.50	\$ 12,497.75	\$ 2,189.87	\$ 14,806.57
Health & Welfare		\$ -	\$ 8,474.56	\$ 58,273.34	\$ 8,474.56	\$ 58,273.34
H & W FICA		\$ -	\$ 648.30	\$ 4,457.90	\$ 648.30	\$ 4,457.90
Fringe Benefits	\$ 100.44	\$ 941.91		\$ -	\$ 100.44	\$ 941.91
Overtime		\$ -		\$ -	\$ -	\$ -
Subtotal (110/111)	\$ 4,073.97	\$ 33,428.51	\$ 35,964.98	\$ 238,598.38	\$ 40,038.95	\$ 272,026.89
TRAVEL (220)						
Local Mileage	\$ 12.04	\$ 81.21		\$ -	\$ 12.04	\$ 81.21
		\$ -		\$ -	\$ -	\$ -
Sub Total (220)	\$ 12.04	\$ 81.21	\$ -	\$ -	\$ 12.04	\$ 81.21
CONTRACTUAL (230)						
Equipment/Vehicle Maintenance	\$ 153.98	\$ 1,583.70	\$ 17.52	\$ 1,045.44	\$ 171.50	\$ 2,629.14
Lease Equipment	\$ 42.43	\$ 345.80		\$ -	\$ 42.43	\$ 345.80
Building Rent	\$ 1,339.84	\$ 10,718.72	\$ 2,500.00	\$ 20,000.00	\$ 3,839.84	\$ 30,718.72
Staff Certification/Training		\$ 9.60		\$ 680.00	\$ -	\$ 689.60
Drug Testing		\$ 22.40		\$ 160.00	\$ -	\$ 182.40
Payroll Fee	\$ 4.64	\$ 38.25	\$ 32.87	\$ 301.47	\$ 37.51	\$ 339.72
Insurance	\$ 48.75	\$ 336.50	\$ 79.65	\$ 386.85	\$ 128.40	\$ 723.35
Printing		\$ 7.84		\$ -	\$ -	\$ 7.84
Audit & Professional Fees		\$ 394.79		\$ 1,352.84	\$ -	\$ 1,747.63
Fire System		\$ 355.54		\$ 890.68	\$ -	\$ 1,246.22
Trash Removal	\$ 49.21	\$ 185.92	\$ 162.47	\$ 961.65	\$ 211.68	\$ 1,147.57
Workman's Compensation	\$ 10.60	\$ 311.64	\$ 110.66	\$ 331.98	\$ 121.26	\$ 643.62
Building Maintenance	\$ 4.64	\$ 518.74	\$ 6.26	\$ 584.92	\$ 10.90	\$ 1,103.66
		\$ -		\$ -	\$ -	\$ -
		\$ -		\$ -	\$ -	\$ -
Subtotal (230)	\$ 1,654.09	\$ 14,829.44	\$ 2,909.43	\$ 26,695.83	\$ 4,563.52	\$ 41,525.27
SUPPLIES AND MATERIALS (240)						
Office Supplies	\$ 38.32	\$ 467.82		\$ 205.74	\$ 38.32	\$ 673.56
Household Supplies	\$ 38.23	\$ 218.35	\$ 393.25	\$ 1,774.32	\$ 431.48	\$ 1,992.67
Food		\$ -		\$ 2,868.59	\$ -	\$ 2,868.59
Fuel	\$ 8.00	\$ 118.26	\$ 88.00	\$ 1,684.30	\$ 96.00	\$ 1,802.56
Subtotal (240)	\$ 84.55	\$ 804.43	\$ 481.25	\$ 6,532.95	\$ 565.80	\$ 7,337.38
EQUIPMENT (250) (under \$5000.00)						
Computer		\$ 90.88		\$ -	\$ -	\$ 90.88
Beds		\$ -		\$ 636.00		\$ 636.00
Refrigerator		\$ -		\$ 699.00		\$ 699.00
Air Conditioner		\$ -		\$ 2,355.00	\$ -	\$ 2,355.00
Subtotal (250)	\$ -	\$ 90.88	\$ -	\$ 3,690.00	\$ -	\$ 3,780.88
MISCELLANEOUS (290)						
License Fees		\$ 29.20		\$ 511.42	\$ -	\$ 540.62
Client Assistance		\$ 245.39		\$ -	\$ -	\$ 245.39
		\$ -		\$ -	\$ -	\$ -
Subtotal (290)	\$ -	\$ 274.59	\$ -	\$ 511.42	\$ -	\$ 786.01
UTILITIES (360)						
Power	\$ 212.86	\$ 2,374.77	\$ 1,109.40	\$ 10,134.06	\$ 1,322.26	\$ 12,508.83
Water/Sewer	\$ 47.13	\$ 540.30	\$ 183.21	\$ 1,329.87	\$ 230.34	\$ 1,870.17
Telephone/Fax	\$ 17.62	\$ 138.14	\$ 158.06	\$ 1,257.98	\$ 175.68	\$ 1,396.12
Subtotal (360)	\$ 277.61	\$ 3,053.21	\$ 1,450.67	\$ 12,721.91	\$ 1,728.28	\$ 15,775.12
CAPITAL OUTLAY (450) (over \$5000.00)						
		\$ -		\$ -	\$ -	\$ -
		\$ -		\$ -	\$ -	\$ -
Subtotal (450)	\$ -	\$ -	\$ -	\$ -	\$ -	\$ -
GRAND TOTAL	\$ 6,102.26	\$ 52,562.27	\$ 40,806.33	\$ 288,750.49	\$ 46,908.59	\$ 341,312.76

**FY-2020 EXPENDITURE REPORT
CATHOLIC SOCIAL SERVICE
ALEE (ADULT)**

RECEIVED 10-29
DATE: 17 JUL 2020

FOR THE MONTH ENDING: JUNE 30, 2020

PERSONNEL & BENEFITS COSTS (110/111)	ADMINISTRATIVE COSTS		SERVICE EXPENDITURES		TOTAL	
	CURRENT	CUMULATIVE	CURRENT	CUMULATIVE	CURRENT	Y-T-D CUMULATIVE
Salaries	\$ 3,414.15	\$ 29,880.91	\$ 17,516.65	\$ 187,977.94	\$ 20,930.80	\$ 217,858.85
FICA	\$ 261.18	\$ 2,285.91	\$ 1,340.02	\$ 14,380.32	\$ 1,601.21	\$ 16,666.24
Health & Welfare		\$ -	\$ 6,215.26	\$ 61,024.41	\$ 6,215.26	\$ 61,024.41
H & W FICA		\$ -	\$ 475.47	\$ 4,668.37	\$ 475.47	\$ 4,668.37
Fringe Benefit	\$ 87.88	\$ 875.97		\$ -	\$ 87.88	\$ 875.97
Overtime		\$ -		\$ -	\$ -	\$ -
Subtotal (110/111)	\$ 3,763.21	\$ 33,042.79	\$ 25,547.40	\$ 268,051.04	\$ 29,310.61	\$ 301,093.83
TRAVEL (220)						
Local Mileage	\$ 17.08	\$ 88.14		\$ -	\$ 17.08	\$ 88.14
		\$ -		\$ -	\$ -	\$ -
Sub Total (220)	\$ 17.08	\$ 88.14	\$ -	\$ -	\$ 17.08	\$ 88.14
CONTRACTUAL (230)						
Equipment Maintenance	\$ 465.32	\$ 1,753.86		\$ 3,384.25	\$ 465.32	\$ 5,138.11
Lease Equipment	\$ 37.13	\$ 339.72		\$ -	\$ 37.13	\$ 339.72
Building Rent	\$ 1,172.36	\$ 10,551.24		\$ -	\$ 1,172.36	\$ 10,551.24
Staff Certification/Training		\$ 8.40		\$ 990.00	\$ -	\$ 998.40
Drug Testing	\$ 4.20	\$ 23.80	\$ 20.00	\$ 180.00	\$ 24.20	\$ 203.80
Payroll Service Fees	\$ 3.78	\$ 36.96	\$ 34.23	\$ 361.47	\$ 38.01	\$ 398.43
Insurance	\$ 36.92	\$ 333.65	\$ 302.30	\$ 3,896.42	\$ 339.22	\$ 4,230.07
Printing	\$ 1.19	\$ 8.05		\$ -	\$ 1.19	\$ 8.05
Audit & Professional Fees		\$ 345.45	\$ 604.92	\$ 1,788.65	\$ 604.92	\$ 2,134.10
Fire System		\$ -		\$ -	\$ -	\$ -
Trash Removal	\$ 45.58	\$ 484.66	\$ 177.47	\$ 1,672.27	\$ 223.05	\$ 2,156.93
Workman's Comp	\$ 9.27	\$ 71.76	\$ 96.82	\$ 783.83	\$ 106.09	\$ 855.59
Building Maintenance	\$ 114.35	\$ 842.97		\$ 1,896.50	\$ 114.35	\$ 2,739.47
		\$ -		\$ -	\$ -	\$ -
		\$ -		\$ -	\$ -	\$ -
		\$ -		\$ -	\$ -	\$ -
Subtotal (230)	\$ 1,890.10	\$ 14,800.52	\$ 1,235.74	\$ 14,953.39	\$ 3,125.84	\$ 29,753.91
SUPPLIES AND MATERIALS (240)						
Office Supplies	\$ 118.94	\$ 522.69	\$ 35.05	\$ 316.21	\$ 153.99	\$ 838.90
Household Supplies	\$ 34.86	\$ 200.51	\$ 560.73	\$ 2,122.27	\$ 595.59	\$ 2,322.78
Food		\$ 2.10		\$ 1,624.32	\$ -	\$ 1,626.42
Fuel	\$ 20.02	\$ 123.54	\$ 207.56	\$ 2,550.01	\$ 227.58	\$ 2,673.55
Subtotal (240)	\$ 173.82	\$ 848.84	\$ 803.34	\$ 6,612.81	\$ 977.16	\$ 7,461.65
EQUIPMENT (250) (under \$5000.00)						
		\$ -		\$ -	\$ -	\$ -
		\$ 79.52		\$ -	\$ -	\$ 79.52
Subtotal (250)	\$ -	\$ 79.52	\$ -	\$ -	\$ -	\$ 79.52
MISCELLANEOUS (290)						
Client Assistance		\$ -		\$ -	\$ -	\$ -
License Fees	\$ 3.50	\$ 246.89		\$ 262.00	\$ 3.50	\$ 508.89
		\$ -		\$ -	\$ -	\$ -
Subtotal (290)	\$ 3.50	\$ 246.89	\$ -	\$ 262.00	\$ 3.50	\$ 508.89
UTILITIES (360)						
Power	\$ 202.08	\$ 2,280.00	\$ 1,183.50	\$ 12,473.79	\$ 1,385.58	\$ 14,753.79
Water/Sewer	\$ 43.51	\$ 516.26	\$ 866.30	\$ 11,289.73	\$ 909.81	\$ 11,805.99
Telephone/Fax	\$ 15.41	\$ 136.26	\$ 175.94	\$ 1,390.22	\$ 191.35	\$ 1,526.48
Subtotal (360)	\$ 261.00	\$ 2,932.52	\$ 2,225.74	\$ 25,153.74	\$ 2,486.74	\$ 28,086.26
CAPITAL OUTLAY (450) (over \$5000.00)						
		\$ -		\$ -	\$ -	\$ -
		\$ -		\$ -	\$ -	\$ -
Subtotal (450)	\$ -	\$ -	\$ -	\$ -	\$ -	\$ -
GRAND TOTAL	\$ 6,108.71	\$ 52,039.22	\$ 29,812.22	\$ 315,032.98	\$ 35,920.93	\$ 367,072.21

**FY-2020 EXPENDITURE REPORT
CATHOLIC SOCIAL SERVICE
ALEE SHELTER (CHILDREN)**

RECEIVED 10:29
DATE: 17 JUL 2020

FOR THE MONTH ENDING: JUNE 30, 2020

PERSONNEL & BENEFITS COSTS (110/111)	ADMINISTRATIVE COSTS		SERVICE EXPENDITURES		TOTAL	
	CURRENT	CUMULATIVE	CURRENT	CUMULATIVE	CURRENT	Y-T-D CUMULATIVE
Salaries	\$ 3,901.88	\$ 34,079.86	\$ 21,404.65	\$ 184,774.04	\$ 25,306.53	\$ 218,853.90
FICA	\$ 298.49	\$ 2,607.11	\$ 1,637.46	\$ 14,135.20	\$ 1,935.95	\$ 16,742.32
Health & Welfare		\$ -	\$ 7,102.83	\$ 65,376.17	\$ 7,102.83	\$ 65,376.17
H & W FICA		\$ -	\$ 543.37	\$ 5,001.27	\$ 543.37	\$ 5,001.27
Fringe Benefits	\$ 100.44	\$ 1,042.35		\$ -	\$ 100.44	\$ 1,042.35
Overtime		\$ -	\$ 1,831.34	\$ 1,831.34	\$ 1,831.34	\$ 1,831.34
Subtotal (110/111)	\$ 4,300.82	\$ 37,729.32	\$ 32,519.64	\$ 271,118.02	\$ 36,820.45	\$ 308,847.34
TRAVEL (220)						
Local Mileage	\$ 19.53	\$ 100.74		\$ -	\$ 19.53	\$ 100.74
		\$ -		\$ -	\$ -	\$ -
Sub Total (220)	\$ 19.53	\$ 100.74	\$ -	\$ -	\$ 19.53	\$ 100.74
CONTRACTUAL (230)						
Equipment/Vehicle Maintenance	\$ 418.47	\$ 2,002.17		\$ 1,045.44	\$ 418.47	\$ 3,047.61
Lease Equipment	\$ 42.43	\$ 388.23		\$ -	\$ 42.43	\$ 388.23
Building Rent	\$ 1,339.84	\$ 12,058.56	\$ 2,500.00	\$ 22,500.00	\$ 3,839.84	\$ 34,558.56
Staff Certification/Training		\$ 9.60		\$ 680.00	\$ -	\$ 689.60
Drug Testing	\$ 4.80	\$ 27.20		\$ 160.00	\$ 4.80	\$ 187.20
Payroll Service Fees	\$ 4.32	\$ 42.57	\$ 48.05	\$ 349.52	\$ 52.37	\$ 392.09
Insurance	\$ 42.19	\$ 378.69	\$ 79.65	\$ 466.50	\$ 121.84	\$ 845.19
Printing	\$ 1.36	\$ 9.20		\$ -	\$ 1.36	\$ 9.20
Audit & Professional Fees		\$ 394.79	\$ 691.34	\$ 2,044.18	\$ 691.34	\$ 2,438.97
Fire System		\$ -		\$ -	\$ -	\$ -
Trash Removal	\$ 52.09	\$ 553.92	\$ 183.90	\$ 1,583.00	\$ 235.99	\$ 2,136.92
Workman's Comp	\$ 10.60	\$ 82.02	\$ 110.66	\$ 895.87	\$ 121.26	\$ 977.89
Building Maintenance	\$ 116.24	\$ 914.83		\$ 584.92	\$ 116.24	\$ 1,499.75
		\$ -		\$ -	\$ -	\$ -
		\$ -		\$ -	\$ -	\$ -
Subtotal (230)	\$ 2,032.34	\$ 16,861.78	\$ 3,613.60	\$ 30,309.43	\$ 5,645.94	\$ 47,171.21
SUPPLIES AND MATERIALS (240)						
Office Supplies	\$ 138.00	\$ 605.82		\$ 205.74	\$ 138.00	\$ 811.56
Household Supplies	\$ 39.84	\$ 258.19	\$ 560.73	\$ 2,335.05	\$ 600.57	\$ 2,593.24
Food		\$ -	\$ 93.87	\$ 2,962.46	\$ 93.87	\$ 2,962.46
Fuel	\$ 22.88	\$ 141.14	\$ 52.00	\$ 1,736.30	\$ 74.88	\$ 1,877.44
Subtotal (240)	\$ 200.72	\$ 1,005.15	\$ 706.60	\$ 7,239.55	\$ 907.32	\$ 8,244.70
EQUIPMENT (250) (under \$5000.00)						
Computer		\$ 90.88		\$ -	\$ -	\$ 90.88
Beds				\$ 636.00		\$ 636.00
Refrigerator				\$ 699.00		\$ 699.00
Air Conditioner		\$ -		\$ 2,355.00	\$ -	\$ 2,355.00
Subtotal (250)	\$ -	\$ 90.88	\$ -	\$ 3,690.00	\$ -	\$ 3,780.88
MISCELLANEOUS (290)						
Client Assistance	\$ 4.00	\$ 33.20	\$ 300.00	\$ 491.42	\$ 304.00	\$ 524.62
Licenses/Fees		\$ 245.39		\$ 320.00	\$ -	\$ 565.39
		\$ -		\$ -	\$ -	\$ -
Subtotal (290)	\$ 4.00	\$ 278.59	\$ 300.00	\$ 811.42	\$ 304.00	\$ 1,090.01
UTILITIES (360)						
Power	\$ 230.95	\$ 2,605.72	\$ 573.40	\$ 10,707.46	\$ 804.35	\$ 13,313.18
Water/Sewer	\$ 49.73	\$ 590.03	\$ 175.96	\$ 1,505.83	\$ 225.69	\$ 2,095.86
Telephone/Fax	\$ 17.62	\$ 155.76	\$ 158.06	\$ 1,416.04	\$ 175.68	\$ 1,571.80
Subtotal (360)	\$ 298.30	\$ 3,351.51	\$ 907.42	\$ 13,629.33	\$ 1,205.72	\$ 16,980.84
CAPITAL OUTLAY (450) (over \$5000.00)						
		\$ -		\$ -	\$ -	\$ -
		\$ -		\$ -	\$ -	\$ -
Subtotal (450)	\$ -	\$ -	\$ -	\$ -	\$ -	\$ -
GRAND TOTAL	\$ 6,855.71	\$ 59,417.98	\$ 38,047.26	\$ 326,797.75	\$ 44,902.96	\$ 386,215.72

**FY-2020 EXPENDITURE REPORT
CATHOLIC SOCIAL SERVICE
ALEE (ADULT)**

RECEIVED
DATE: _____ *07/31/20*

FOR THE MONTH ENDING: JULY 31, 2020

PERSONNEL & BENEFITS COSTS (110/111)	ADMINISTRATIVE COSTS		SERVICE EXPENDITURES			TOTAL	
	CURRENT	CUMULATIVE	CURRENT	CUMULATIVE	CURRENT	Y-T-D CUMULATIVE	
Salaries	\$ 3,714.29	\$ 33,595.20	\$ 23,073.89	\$ 211,051.83	\$ 26,788.18	\$ 244,647.03	
FICA	\$ 284.14	\$ 2,570.05	\$ 1,765.15	\$ 16,145.47	\$ 2,049.29	\$ 18,715.53	
Health & Welfare		\$ -	\$ 6,265.20	\$ 67,289.61	\$ 6,265.20	\$ 67,289.61	
H & W FICA		\$ -	\$ 479.29	\$ 5,147.66	\$ 479.29	\$ 5,147.66	
Fringe Benefits	\$ 113.72	\$ 989.69		\$ -	\$ 113.72	\$ 989.69	
Overtime		\$ -		\$ -	\$ -	\$ -	
Subtotal (110/111)	\$ 4,112.15	\$ 37,154.94	\$ 31,583.53	\$ 299,634.57	\$ 35,695.68	\$ 336,789.51	
TRAVEL (220)							
Local Mileage	\$ 3.51	\$ 91.65		\$ -	\$ 3.51	\$ 91.65	
		\$ -		\$ -	\$ -	\$ -	
Sub Total (220)	\$ 3.51	\$ 91.65	\$ -	\$ -	\$ 3.51	\$ 91.65	
CONTRACTUAL (230)							
Equipment Maintenance	\$ 130.93	\$ 1,884.79		\$ 3,384.25	\$ 130.93	\$ 5,269.04	
Lease Equipment	\$ 37.13	\$ 376.85		\$ -	\$ 37.13	\$ 376.85	
Building Rent	\$ 1,172.36	\$ 11,723.60		\$ -	\$ 1,172.36	\$ 11,723.60	
Staff Certification/Training		\$ 8.40		\$ 990.00	\$ -	\$ 998.40	
Drug Testing	\$ 2.80	\$ 26.60		\$ 180.00	\$ 2.80	\$ 206.60	
Payroll Service Fees	\$ 5.80	\$ 42.76	\$ 48.83	\$ 410.30	\$ 54.63	\$ 453.06	
Insurance	\$ 36.76	\$ 370.41	\$ 302.30	\$ 4,198.72	\$ 339.06	\$ 4,569.13	
Printing		\$ 8.05		\$ -	\$ -	\$ 8.05	
Audit/ Professional Fees		\$ 345.45	\$ 604.92	\$ 2,393.57	\$ 604.92	\$ 2,739.02	
Fire System		\$ -		\$ -	\$ -	\$ -	
Trash Removal	\$ 44.11	\$ 528.77	\$ 182.39	\$ 1,854.66	\$ 226.50	\$ 2,383.43	
Workman's Comp	\$ 9.27	\$ 81.03	\$ 96.82	\$ 880.65	\$ 106.09	\$ 961.68	
Building Maintenance	\$ 5.82	\$ 848.79	\$ 75.00	\$ 1,971.50	\$ 80.82	\$ 2,820.29	
		\$ -		\$ -	\$ -	\$ -	
		\$ -		\$ -	\$ -	\$ -	
		\$ -		\$ -	\$ -	\$ -	
Subtotal (230)	\$ 1,444.98	\$ 16,245.50	\$ 1,310.26	\$ 16,263.65	\$ 2,755.24	\$ 32,509.15	
SUPPLIES AND MATERIALS (240)							
Office Supplies	\$ 56.11	\$ 578.80	\$ 35.27	\$ 351.48	\$ 91.38	\$ 930.28	
Household Supplies	\$ 108.26	\$ 308.77	\$ 430.70	\$ 2,552.97	\$ 538.96	\$ 2,861.74	
Food		\$ 2.10		\$ 1,624.32	\$ -	\$ 1,626.42	
Fuel	\$ 15.40	\$ 138.94	\$ 560.03	\$ 3,110.04	\$ 575.43	\$ 3,248.98	
Subtotal (240)	\$ 179.77	\$ 1,028.61	\$ 1,026.00	\$ 7,638.81	\$ 1,205.77	\$ 8,667.42	
EQUIPMENT (250) (under \$5000.00)							
		\$ -		\$ -	\$ -	\$ -	
		\$ 79.52		\$ -	\$ -	\$ 79.52	
Subtotal (250)	\$ -	\$ 79.52	\$ -	\$ -	\$ -	\$ 79.52	
MISCELLANEOUS (290)							
Client Assistance		\$ -		\$ -	\$ -	\$ -	
License Fees	\$ 0.70	\$ 247.59		\$ 262.00	\$ 0.70	\$ 509.59	
		\$ -		\$ -	\$ -	\$ -	
Subtotal (290)	\$ 0.70	\$ 247.59	\$ -	\$ 262.00	\$ 0.70	\$ 509.59	
UTILITIES (360)							
Power	\$ 196.21	\$ 2,476.21	\$ 965.29	\$ 13,439.08	\$ 1,161.50	\$ 15,915.29	
Water/Sewer	\$ 57.21	\$ 573.47	\$ 780.39	\$ 12,070.12	\$ 837.60	\$ 12,643.59	
Telephone/Fax	\$ 15.66	\$ 151.92	\$ 351.27	\$ 1,741.49	\$ 366.93	\$ 1,893.41	
Subtotal (360)	\$ 269.08	\$ 3,201.60	\$ 2,096.95	\$ 27,250.69	\$ 2,366.03	\$ 30,452.29	
CAPITAL OUTLAY (450) (over \$5000.00)							
		\$ -		\$ -	\$ -	\$ -	
		\$ -		\$ -	\$ -	\$ -	
Subtotal (450)	\$ -	\$ -	\$ -	\$ -	\$ -	\$ -	
GRAND TOTAL	\$ 6,010.19	\$ 58,049.41	\$ 36,016.74	\$ 351,049.72	\$ 42,026.93	\$ 409,099.14	

**FY-2020 EXPENDITURE REPORT
CATHOLIC SOCIAL SERVICE
ALEE SHELTER (CHILDREN)**

RECEIVED
DATE: 11 AUG 2020

08229
E

FOR THE MONTH ENDING: **JULY 31, 2020**

PERSONNEL & BENEFITS COSTS (110/111)	ADMINISTRATIVE COSTS		SERVICE EXPENDITURES		TOTAL	
	CURRENT	CUMULATIVE	CURRENT	CUMULATIVE	CURRENT	Y-T-D CUMULATIVE
Salaries	\$ 4,244.91	\$ 38,324.77	\$ 21,892.06	\$ 206,666.10	\$ 26,136.97	\$ 244,990.87
FICA	\$ 324.74	\$ 2,931.85	\$ 1,674.74	\$ 15,809.94	\$ 1,999.48	\$ 18,741.80
Health & Welfare		\$ -	\$ 6,846.32	\$ 72,222.49	\$ 6,846.32	\$ 72,222.49
H & W FICA		\$ -	\$ 523.74	\$ 5,525.01	\$ 523.74	\$ 5,525.01
Fringe Benefits	\$ 129.96	\$ 1,172.31		\$ -	\$ 129.96	\$ 1,172.31
Overtime		\$ -		\$ 1,831.34	\$ -	\$ 1,831.34
Subtotal (110/111)	\$ 4,699.61	\$ 42,428.93	\$ 30,936.86	\$ 302,054.88	\$ 35,636.47	\$ 344,483.81
TRAVEL (220)						
Local Mileage	\$ 4.02	\$ 104.76		\$ -	\$ 4.02	\$ 104.76
		\$ -		\$ -	\$ -	\$ -
Sub Total (220)	\$ 4.02	\$ 104.76	\$ -	\$ -	\$ 4.02	\$ 104.76
CONTRACTUAL (230)						
Equipment / Vehicle Maintenance	\$ 149.59	\$ 2,151.76		\$ 1,045.44	\$ 149.59	\$ 3,197.20
Lease Equipment	\$ 42.43	\$ 430.66		\$ -	\$ 42.43	\$ 430.66
Building Rent	\$ 1,339.84	\$ 13,398.40	\$ 2,500.00	\$ 25,000.00	\$ 3,839.84	\$ 38,398.40
Staff Certification/Training		\$ 9.60		\$ 680.00	\$ -	\$ 689.60
Drug Testing	\$ 3.20	\$ 30.40	\$ 20.00	\$ 180.00	\$ 23.20	\$ 210.40
Payroll Service Fees	\$ 6.63	\$ 49.20	\$ 49.28	\$ 398.80	\$ 55.91	\$ 448.00
Insurance	\$ 42.01	\$ 420.70	\$ 79.65	\$ 546.15	\$ 121.66	\$ 966.85
Printing		\$ 9.20		\$ -	\$ -	\$ 9.20
Audit/Professional Fees		\$ 394.79	\$ 295.89	\$ 2,340.07	\$ 295.89	\$ 2,734.86
Fire System		\$ -		\$ -	\$ -	\$ -
Trash Removal	\$ 50.41	\$ 604.33	\$ 172.39	\$ 1,755.39	\$ 222.80	\$ 2,359.72
Workman's Comp	\$ 10.60	\$ 92.62	\$ 110.66	\$ 1,006.53	\$ 121.26	\$ 1,099.15
Building Maintenance	\$ 6.65	\$ 921.48	\$ 15.78	\$ 600.70	\$ 22.43	\$ 1,522.18
		\$ -		\$ -	\$ -	\$ -
		\$ -		\$ -	\$ -	\$ -
Subtotal (230)	\$ 1,651.36	\$ 18,513.14	\$ 3,243.65	\$ 33,553.08	\$ 4,895.01	\$ 52,066.22
SUPPLIES AND MATERIALS (240)						
Office Supplies	\$ 64.06	\$ 669.88		\$ 205.74	\$ 64.06	\$ 875.62
Household Supplies	\$ 123.71	\$ 381.90	\$ 449.69	\$ 2,784.74	\$ 573.40	\$ 3,166.64
Food		\$ -		\$ 2,962.46	\$ -	\$ 2,962.46
Fuel	\$ 17.60	\$ 158.74	\$ 343.82	\$ 2,080.12	\$ 361.42	\$ 2,238.86
Subtotal (240)	\$ 205.37	\$ 1,210.52	\$ 793.51	\$ 8,033.06	\$ 998.88	\$ 9,243.58
EQUIPMENT (250) (under \$5000.00)						
Computer		\$ 90.88		\$ -	\$ -	\$ 90.88
Beds				\$ 636.00		\$ 636.00
Refrigerator				\$ 699.00		\$ 699.00
Air Conditioner		\$ -		\$ 2,355.00	\$ -	\$ 2,355.00
Subtotal (250)	\$ -	\$ 90.88	\$ -	\$ 3,690.00	\$ -	\$ 3,780.88
MISCELLANEOUS (290)						
Licenses Fees	\$ 0.80	\$ 34.00		\$ 491.42	\$ 0.80	\$ 525.42
Client Assistance		\$ 245.39		\$ 320.00	\$ -	\$ 565.39
		\$ -		\$ -	\$ -	\$ -
Subtotal (290)	\$ 0.80	\$ 279.39	\$ -	\$ 811.42	\$ 0.80	\$ 1,090.81
UTILITIES (360)						
Power	\$ 224.24	\$ 2,829.96	\$ 937.46	\$ 11,644.92	\$ 1,161.70	\$ 14,474.88
Water/Sewer	\$ 65.39	\$ 655.42	\$ 287.47	\$ 1,793.30	\$ 352.86	\$ 2,448.72
Telephone/Fax	\$ 17.89	\$ 173.65	\$ 159.38	\$ 1,575.42	\$ 177.27	\$ 1,749.07
Subtotal (360)	\$ 307.52	\$ 3,659.03	\$ 1,384.31	\$ 15,013.64	\$ 1,691.83	\$ 18,672.67
CAPITAL OUTLAY (450) (over \$5000.00)						
		\$ -		\$ -	\$ -	\$ -
		\$ -		\$ -	\$ -	\$ -
Subtotal (450)	\$ -	\$ -	\$ -	\$ -	\$ -	\$ -
GRAND TOTAL	\$ 6,868.68	\$ 66,286.66	\$ 36,358.33	\$ 363,156.08	\$ 43,227.01	\$ 429,442.73

**FY-2020 EXPENDITURE REPORT
CATHOLIC SOCIAL SERVICE
ALEE (ADULT)**

215
RECEIVED
DATE 1 SEP 2020

FOR THE MONTH ENDING: AUGUST 31, 2020

PERSONNEL & BENEFITS COSTS (110/111)	ADMINISTRATIVE COSTS		SERVICE EXPENDITURES		TOTAL	
	CURRENT	CUMULATIVE	CURRENT	CUMULATIVE	CURRENT	Y-T-D CUMULATIVE
Salaries	\$ 3,169.92	\$ 36,765.12	\$ 21,554.65	\$ 232,606.48	\$ 24,724.57	\$ 269,371.60
FICA	\$ 242.50	\$ 2,812.55	\$ 1,648.93	\$ 17,794.40	\$ 1,891.43	\$ 20,606.96
Health & Welfare		\$ -	\$ 6,891.72	\$ 74,181.33	\$ 6,891.72	\$ 74,181.33
H & W FICA		\$ -	\$ 527.22	\$ 5,674.88	\$ 527.22	\$ 5,674.88
Fringe Benefit	\$ 87.88	\$ 1,077.57		\$ -	\$ 87.88	\$ 1,077.57
Overtime	\$ -	\$ -		\$ -	\$ -	\$ -
Subtotal (110/111)	\$ 3,500.30	\$ 40,655.24	\$ 30,622.52	\$ 330,257.09	\$ 34,122.82	\$ 370,912.33
TRAVEL (220)						
Local Mileage	\$ 2.15	\$ 93.80		\$ -	\$ 2.15	\$ 93.80
		\$ -		\$ -	\$ -	\$ -
Sub Total (220)	\$ 2.15	\$ 93.80	\$ -	\$ -	\$ 2.15	\$ 93.80
CONTRACTUAL (230)						
Equipment/Vehicle Maintenance	\$ 130.93	\$ 2,015.72		\$ 3,384.25	\$ 130.93	\$ 5,399.97
Lease Equipment	\$ 37.13	\$ 413.98		\$ -	\$ 37.13	\$ 413.98
Building Rent	\$ 1,172.36	\$ 12,895.96		\$ -	\$ 1,172.36	\$ 12,895.96
Staff Certification/Training		\$ 8.40		\$ 990.00	\$ -	\$ 998.40
Drug Testing		\$ 26.60	\$ 20.00	\$ 200.00	\$ 20.00	\$ 226.60
Payroll Service Fees	\$ 3.57	\$ 46.33	\$ 50.03	\$ 460.33	\$ 53.60	\$ 506.66
Insurance	\$ 36.76	\$ 407.17	\$ 302.30	\$ 4,501.02	\$ 339.06	\$ 4,908.19
Printing		\$ 8.05		\$ -	\$ -	\$ 8.05
Audit/Professional Fees		\$ 345.45	\$ 604.92	\$ 2,998.49	\$ 604.92	\$ 3,343.94
Fire System		\$ -		\$ -	\$ -	\$ -
Trash Removal	\$ 56.11	\$ 584.88	\$ 203.37	\$ 2,058.03	\$ 259.48	\$ 2,642.91
Workman's Comp	\$ 9.27	\$ 90.30	\$ 96.82	\$ 977.47	\$ 106.09	\$ 1,067.77
Building Maintenance	\$ 4.06	\$ 852.85	\$ 76.49	\$ 2,047.99	\$ 80.55	\$ 2,900.84
		\$ -		\$ -	\$ -	\$ -
		\$ -		\$ -	\$ -	\$ -
		\$ -		\$ -	\$ -	\$ -
Subtotal (230)	\$ 1,450.19	\$ 17,695.69	\$ 1,353.93	\$ 17,617.58	\$ 2,804.12	\$ 35,313.27
SUPPLIES AND MATERIALS (240)						
Office Supplies	\$ 63.03	\$ 641.83	\$ 35.27	\$ 386.75	\$ 98.30	\$ 1,028.58
Household Supplies	\$ 22.37	\$ 331.14	\$ 479.80	\$ 3,032.77	\$ 502.17	\$ 3,363.91
Food		\$ 2.10		\$ 1,624.32	\$ -	\$ 1,626.42
Fuel	\$ 14.00	\$ 152.94	\$ 170.73	\$ 3,280.77	\$ 184.73	\$ 3,433.71
Subtotal (240)	\$ 99.40	\$ 1,128.01	\$ 685.80	\$ 8,324.61	\$ 785.20	\$ 9,452.62
EQUIPMENT (250) (under \$5000.00)						
		\$ -		\$ -	\$ -	\$ -
Computer		\$ 79.52		\$ -	\$ -	\$ 79.52
Subtotal (250)	\$ -	\$ 79.52	\$ -	\$ -	\$ -	\$ 79.52
MISCELLANEOUS (290)						
Client Assistance		\$ -	\$ 169.00	\$ 169.00	\$ 169.00	\$ 169.00
License Fees	\$ 638.19	\$ 885.78		\$ 262.00	\$ 638.19	\$ 1,147.78
		\$ -		\$ -	\$ -	\$ -
Subtotal (290)	\$ 638.19	\$ 885.78	\$ 169.00	\$ 431.00	\$ 807.19	\$ 1,316.78
UTILITIES (360)						
Power	\$ 207.47	\$ 2,683.68	\$ 1,045.52	\$ 14,484.60	\$ 1,252.99	\$ 17,168.28
Water/Sewer		\$ 573.47	\$ 1,000.79	\$ 13,070.91	\$ 1,000.79	\$ 13,644.38
Telephone/Fax	\$ 15.66	\$ 167.58	\$ 175.79	\$ 1,917.28	\$ 191.45	\$ 2,084.86
Subtotal (360)	\$ 223.13	\$ 3,424.73	\$ 2,222.10	\$ 29,472.79	\$ 2,445.23	\$ 32,897.52
CAPITAL OUTLAY (450) (over \$5000.00)						
		\$ -		\$ -	\$ -	\$ -
		\$ -		\$ -	\$ -	\$ -
Subtotal (450)	\$ -	\$ -	\$ -	\$ -	\$ -	\$ -
GRAND TOTAL	\$ 5,913.36	\$ 63,962.77	\$ 35,053.35	\$ 386,103.07	\$ 40,966.71	\$ 450,065.85

**FY-2020 EXPENDITURE REPORT
CATHOLIC SOCIAL SERVICE
ALEE SHELTER (CHILDREN)**

RECEIVED 2:15
DATE 1 SEP 2020 *[Signature]*

FOR THE MONTH ENDING: AUGUST 31, 2020

PERSONNEL & BENEFITS COSTS (110/111)	ADMINISTRATIVE COSTS		SERVICE EXPENDITURES		TOTAL	
	CURRENT	CUMULATIVE	CURRENT	CUMULATIVE	CURRENT	Y-T-D CUMULATIVE
Salaries	\$ 3,622.77	\$ 41,947.54	\$ 20,235.28	\$ 226,901.38	\$ 23,858.05	\$ 268,848.92
FICA	\$ 277.14	\$ 3,208.99	\$ 1,548.00	\$ 17,357.94	\$ 1,825.14	\$ 20,566.94
Health & Welfare		\$ -	\$ 6,943.93	\$ 79,166.42	\$ 6,943.93	\$ 79,166.42
H & W FICA		\$ -	\$ 531.20	\$ 6,056.21	\$ 531.20	\$ 6,056.21
Fringe Benefit		\$ 1,172.31		\$ -	\$ -	\$ 1,172.31
Overtime	\$ 100.44	\$ 100.44		\$ 1,831.34	\$ 100.44	\$ 1,931.78
Subtotal (110/111)	\$ 4,000.35	\$ 46,429.28	\$ 29,258.41	\$ 331,313.29	\$ 33,258.76	\$ 377,742.57
TRAVEL (220)						
Local Mileage	\$ 2.46	\$ 107.22	\$ 42.19	\$ 42.19	\$ 44.65	\$ 149.41
		\$ -		\$ -	\$ -	\$ -
Sub Total (220)	\$ 2.46	\$ 107.22	\$ 42.19	\$ 42.19	\$ 44.65	\$ 149.41
CONTRACTUAL (230)						
Equipment Maintenance	\$ 149.59	\$ 2,301.35		\$ 1,045.44	\$ 149.59	\$ 3,346.79
Lease Equipment	\$ 42.43	\$ 473.09		\$ -	\$ 42.43	\$ 473.09
Building Rent	\$ 1,339.84	\$ 14,738.24	\$ 2,500.00	\$ 27,500.00	\$ 3,839.84	\$ 42,238.24
Staff Certification/Training		\$ 9.60		\$ 680.00	\$ -	\$ 689.60
Drug Testing		\$ 30.40	\$ 20.00	\$ 200.00	\$ 20.00	\$ 230.40
Payroll Service Fees	\$ 4.09	\$ 53.29	\$ 42.07	\$ 440.87	\$ 46.16	\$ 494.16
Insurance	\$ 42.01	\$ 462.71	\$ 79.65	\$ 625.80	\$ 121.66	\$ 1,088.51
Printing		\$ 9.20		\$ -	\$ -	\$ 9.20
Audit/Professional Fees		\$ 394.79	\$ 295.89	\$ 2,635.96	\$ 295.89	\$ 3,030.75
Fire System		\$ -		\$ -	\$ -	\$ -
Trash Removal	\$ 64.12	\$ 668.45	\$ 175.05	\$ 1,930.44	\$ 239.17	\$ 2,598.89
Workman's Comp	\$ 10.60	\$ 103.22	\$ 110.66	\$ 1,117.19	\$ 121.26	\$ 1,220.41
Building Maintenance	\$ 4.64	\$ 926.12		\$ 600.70	\$ 4.64	\$ 1,526.82
		\$ -		\$ -	\$ -	\$ -
		\$ -		\$ -	\$ -	\$ -
Subtotal (230)	\$ 1,657.32	\$ 20,170.46	\$ 3,223.32	\$ 36,776.40	\$ 4,880.64	\$ 56,946.86
SUPPLIES AND MATERIALS (240)						
Office Supplies	\$ 72.04	\$ 741.92		\$ 205.74	\$ 72.04	\$ 947.66
Household Supplies	\$ 25.58	\$ 407.48	\$ 294.80	\$ 3,079.54	\$ 320.38	\$ 3,487.02
Food		\$ -	\$ 272.38	\$ 3,234.84	\$ 272.38	\$ 3,234.84
Fuel	\$ 16.00	\$ 174.74	\$ 42.19	\$ 2,122.31	\$ 58.19	\$ 2,297.05
Subtotal (240)	\$ 113.62	\$ 1,324.14	\$ 609.37	\$ 8,642.43	\$ 722.99	\$ 9,966.57
EQUIPMENT (250) (under \$5000.00)						
Computer		\$ 90.88		\$ -	\$ -	\$ 90.88
Beds				\$ 636.00		\$ 636.00
Refrigerator				\$ 699.00		\$ 699.00
Air Conditioner		\$ -		\$ 2,355.00	\$ -	\$ 2,355.00
Subtotal (250)	\$ -	\$ 90.88	\$ -	\$ 3,690.00	\$ -	\$ 3,780.88
MISCELLANEOUS (290)						
Licenses Fees	\$ 729.36	\$ 763.36		\$ 491.42	\$ 729.36	\$ 1,254.78
Client Assistance		\$ 245.39	\$ 99.50	\$ 419.50	\$ 99.50	\$ 664.89
		\$ -		\$ -	\$ -	\$ -
Subtotal (290)	\$ 729.36	\$ 1,008.75	\$ 99.50	\$ 910.92	\$ 828.86	\$ 1,919.67
UTILITIES (360)						
Power	\$ 237.11	\$ 3,067.07	\$ 1,103.32	\$ 12,748.24	\$ 1,340.43	\$ 15,815.31
Water/Sewer		\$ 655.42	\$ 353.83	\$ 2,147.13	\$ 353.83	\$ 2,802.55
Telephone/Fax	\$ 17.89	\$ 191.54	\$ 159.40	\$ 1,734.82	\$ 177.29	\$ 1,926.36
Subtotal (360)	\$ 255.00	\$ 3,914.03	\$ 1,616.55	\$ 16,630.19	\$ 1,871.55	\$ 20,544.22
CAPITAL OUTLAY (450) (over \$5000.00)						
		\$ -		\$ -	\$ -	\$ -
		\$ -		\$ -	\$ -	\$ -
Subtotal (450)	\$ -	\$ -	\$ -	\$ -	\$ -	\$ -
GRAND TOTAL	\$ 6,758.11	\$ 73,044.77	\$ 34,849.34	\$ 398,005.42	\$ 41,607.45	\$ 471,050.18

**FY-2020 EXPENDITURE REPORT
CATHOLIC SOCIAL SERVICE
ALEE (ADULT)**

RECEIVED

DATE: 10/120 @ 0899

FOR THE MONTH ENDING: SEPTEMBER 30, 2020

PERSONNEL & BENEFITS COSTS (110/111)	ADMINISTRATIVE COSTS		SERVICE EXPENDITURES		TOTAL	
	CURRENT	CUMULATIVE	CURRENT	CUMULATIVE	CURRENT	Y-T-D, CUMULATIVE
Salaries	\$ 3,415.79	\$ 40,180.91	\$ 17,810.48	\$ 250,416.96	\$ 21,226.27	\$ 290,597.87
FICA	\$ 261.31	\$ 3,073.86	\$ 1,362.50	\$ 19,156.90	\$ 1,623.81	\$ 22,230.77
Health & Welfare		\$ -	\$ 6,346.92	\$ 80,528.25	\$ 6,346.92	\$ 80,528.25
H & W FICA		\$ -	\$ 482.54	\$ 6,157.42	\$ 482.54	\$ 6,157.42
Fringe Benefits	\$ 76.23	\$ 1,153.80		\$ -	\$ 76.23	\$ 1,153.80
Overtime	\$ -	\$ -		\$ -	\$ -	\$ -
Subtotal (110/111)	\$ 3,753.33	\$ 44,408.57	\$ 26,002.44	\$ 356,259.53	\$ 29,755.77	\$ 400,668.10
TRAVEL (220)						
		44,408.57				
Local Mileage	\$ 2.65	\$ 96.45		\$ -	\$ 2.65	\$ 96.45
		\$ -		\$ -	\$ -	\$ -
Sub Total (220)	\$ 2.65	\$ 96.45	\$ -	\$ -	\$ 2.65	\$ 96.45
CONTRACTUAL (230)						
Equipment/Vehicle Maintenance	\$ 130.93	\$ 2,146.65	\$ 739.98	\$ 4,124.23	\$ 870.91	\$ 6,270.88
Lease Equipment	\$ 37.13	\$ 451.11		\$ -	\$ 37.13	\$ 451.11
Building Rent	\$ 1,172.36	\$ 14,068.32		\$ -	\$ 1,172.36	\$ 14,068.32
Staff Certification/Training	\$ 20.79	\$ 29.19		\$ 990.00	\$ 20.79	\$ 1,019.19
Drug Testing	\$ 1.40	\$ 28.00	\$ 80.00	\$ 280.00	\$ 81.40	\$ 308.00
Payroll Service Fees	\$ 3.54	\$ 49.87	\$ 39.12	\$ 499.45	\$ 42.66	\$ 549.32
Insurance	\$ 36.76	\$ 443.93	\$ 302.30	\$ 4,803.32	\$ 339.06	\$ 5,247.25
Printing		\$ 8.05		\$ -	\$ -	\$ 8.05
Audit		\$ 345.45		\$ 2,998.49	\$ -	\$ 3,343.94
Fire System		\$ -		\$ -	\$ -	\$ -
Trash Removal	\$ 55.41	\$ 640.29	\$ 183.65	\$ 2,241.68	\$ 239.06	\$ 2,881.97
Workman's Comp		\$ 90.30		\$ 977.47	\$ -	\$ 1,067.77
Building Maintenance	\$ 557.89	\$ 1,410.74		\$ 2,047.99	\$ 557.89	\$ 3,458.73
		\$ -		\$ -	\$ -	\$ -
		\$ -		\$ -	\$ -	\$ -
		\$ -		\$ -	\$ -	\$ -
Subtotal (230)	\$ 2,016.21	\$ 19,711.90	\$ 1,345.05	\$ 18,962.63	\$ 3,361.26	\$ 38,674.53
SUPPLIES AND MATERIALS (240)						
Office Supplies	\$ 104.47	\$ 746.30	\$ 3,004.89	\$ 3,391.64	\$ 3,109.36	\$ 4,137.94
Household Supplies	\$ 17.89	\$ 349.03	\$ 3,121.12	\$ 6,153.89	\$ 3,139.01	\$ 6,502.92
Food		\$ 2.10		\$ 1,624.32	\$ -	\$ 1,626.42
Fuel	\$ 12.53	\$ 165.47	\$ 172.36	\$ 3,453.13	\$ 184.89	\$ 3,618.60
Subtotal (240)	\$ 134.89	\$ 1,262.90	\$ 6,298.37	\$ 14,622.98	\$ 6,433.26	\$ 15,885.88
EQUIPMENT (250) (under \$5000.00)						
Upright Freezer		\$ -		\$ -	\$ -	\$ -
		\$ 79.52		\$ -	\$ -	\$ 79.52
Subtotal (250)		\$ 79.52	\$ -	\$ -	\$ -	\$ 79.52
MISCELLANEOUS (290)						
Client Assistance		\$ -		\$ 169.00	\$ -	\$ 169.00
License/Fees		\$ 885.78		\$ 262.00	\$ -	\$ 1,147.78
		\$ -		\$ -	\$ -	\$ -
Subtotal (290)		\$ 885.78	\$ -	\$ 431.00	\$ -	\$ 1,316.78
UTILITIES (360)						
Power	\$ 199.42	\$ 2,883.10	\$ 980.42	\$ 15,465.02	\$ 1,179.84	\$ 18,348.12
Water/Sewer		\$ 573.47	\$ 792.42	\$ 13,863.33	\$ 792.42	\$ 14,436.80
Telephone/Fax	\$ 15.66	\$ 183.24	\$ 175.78	\$ 2,093.06	\$ 191.44	\$ 2,276.30
Subtotal (360)	\$ 215.08	\$ 3,639.81	\$ 1,948.62	\$ 31,421.41	\$ 2,163.70	\$ 35,061.22
CAPITAL OUTLAY (450) (over \$5000.00)						
		\$ -		\$ -	\$ -	\$ -
		\$ -		\$ -	\$ -	\$ -
Subtotal (450)	\$ -	\$ -	\$ -	\$ -	\$ -	\$ -
GRAND TOTAL	\$ 6,122.16	\$ 70,084.93	\$ 35,594.48	\$ 421,697.55	\$ 41,716.64	\$ 491,782.10

**FY-2020 EXPENDITURE REPORT
CATHOLIC SOCIAL SERVICE
ALEE SHELTER (CHILDREN)**

RECEIVED

DATE: 10/4/20 @ 0829 *[Signature]*

FOR THE MONTH ENDING: SEPTEMBER 30, 2020

PERSONNEL & BENEFITS COSTS (110/111)	ADMINISTRATIVE COSTS		SERVICE EXPENDITURES		TOTAL	
	CURRENT	CUMULATIVE	CURRENT	CUMULATIVE	CURRENT	Y-T-D CUMULATIVE
Salaries	\$ 3,903.76	\$ 45,851.30	\$ 26,892.28	\$ 253,793.66	\$ 30,796.04	\$ 299,644.96
FICA	\$ 298.64	\$ 3,507.63	\$ 2,057.26	\$ 19,415.20	\$ 2,355.90	\$ 22,922.84
Health & Welfare		\$ -	\$ 7,170.93	\$ 86,337.35	\$ 7,170.93	\$ 86,337.35
H & W FICA		\$ -	\$ 548.58	\$ 6,604.79	\$ 548.58	\$ 6,604.79
Fringe Benefits	\$ 87.12	\$ 1,259.43		\$ -	\$ 87.12	\$ 1,259.43
Overtime		\$ 100.44		\$ 1,831.34	\$ -	\$ 1,931.78
Subtotal (110/111)	\$ 4,289.52	\$ 50,718.80	\$ 36,669.05	\$ 367,982.34	\$ 40,958.57	\$ 418,701.14
TRAVEL (220)						
Local Mileage		\$ 107.22		\$ 42.19	\$ -	\$ 149.41
		\$ -		\$ -	\$ -	\$ -
Sub Total (220)	\$ -	\$ 107.22	\$ -	\$ 42.19	\$ -	\$ 149.41
CONTRACTUAL (230)						
Equipment Maintenance	\$ 149.59	\$ 2,450.94	\$ 17.52	\$ 1,062.96	\$ 167.11	\$ 3,513.90
Lease Equipment	\$ 42.43	\$ 515.52		\$ -	\$ 42.43	\$ 515.52
Building Rent	\$ 1,339.84	\$ 16,078.08	\$ 2,500.00	\$ 30,000.00	\$ 3,839.84	\$ 46,078.08
Staff Certification/Training	\$ 23.76	\$ 33.36		\$ 680.00	\$ 23.76	\$ 713.36
Drug Testing	\$ 1.60	\$ 32.00	\$ 20.00	\$ 220.00	\$ 21.60	\$ 252.00
Payroll Service Fees	\$ 4.04	\$ 57.33	\$ 32.70	\$ 473.57	\$ 36.74	\$ 530.90
Insurance	\$ 42.01	\$ 504.72	\$ 79.65	\$ 705.45	\$ 121.66	\$ 1,210.17
Printing		\$ 9.20		\$ -	\$ -	\$ 9.20
Audit/Professional Fees		\$ 394.79		\$ 2,635.96	\$ -	\$ 3,030.75
Fire System		\$ -		\$ -	\$ -	\$ -
Trash Removal		\$ 668.45	\$ 191.62	\$ 2,122.06	\$ 191.62	\$ 2,790.51
Workman's Comp		\$ 103.22		\$ 1,117.19	\$ -	\$ 1,220.41
Building Maintenance	\$ 569.68	\$ 1,495.80		\$ 600.70	\$ 569.68	\$ 2,096.50
		\$ -		\$ -	\$ -	\$ -
Subtotal (230)	\$ 2,172.95	\$ 22,343.41	\$ 2,841.49	\$ 39,617.89	\$ 5,014.44	\$ 61,961.30
SUPPLIES AND MATERIALS (240)						
Office Supplies	\$ 119.42	\$ 861.34	\$ 3,795.01	\$ 4,000.75	\$ 3,914.43	\$ 4,862.09
Household Supplies	\$ 20.44	\$ 427.92	\$ 3,316.74	\$ 6,396.28	\$ 3,337.18	\$ 6,824.20
Food		\$ -	\$ 749.67	\$ 3,984.51	\$ 749.67	\$ 3,984.51
Fuel	\$ 10.32	\$ 185.06	\$ 126.51	\$ 2,248.82	\$ 136.83	\$ 2,433.88
Subtotal (240)	\$ 150.18	\$ 1,474.32	\$ 7,987.93	\$ 16,630.36	\$ 8,138.11	\$ 18,104.68
EQUIPMENT (250) (under \$5000.00)						
Computer		\$ 90.88		\$ -	\$ -	\$ 90.88
Beds		\$ -		\$ 636.00		\$ 636.00
Refrigerator				\$ 699.00		\$ 699.00
Air Conditioner		\$ -		\$ 2,355.00	\$ -	\$ 2,355.00
Subtotal (250)		\$ 90.88	\$ -	\$ 3,690.00	\$ -	\$ 3,780.88
MISCELLANEOUS (290)						
Miscellaneous		\$ 763.36		\$ 491.42	\$ -	\$ 1,254.78
License/Fees		\$ 245.39		\$ 419.50	\$ -	\$ 664.89
		\$ -		\$ -	\$ -	\$ -
Subtotal (290)		\$ 1,008.75	\$ -	\$ 910.92	\$ -	\$ 1,919.67
UTILITIES (360)						
Power	\$ 227.91	\$ 3,294.98	\$ 1,029.92	\$ 13,778.16	\$ 1,257.83	\$ 17,073.14
Water/Sewer	\$ 31.94	\$ 687.36	\$ 323.75	\$ 2,470.88	\$ 355.69	\$ 3,158.24
Telephone/Fax	\$ 17.89	\$ 209.43	\$ 159.40	\$ 1,894.22	\$ 177.29	\$ 2,103.65
Subtotal (360)	\$ 277.74	\$ 4,191.77	\$ 1,513.07	\$ 18,143.26	\$ 1,790.81	\$ 22,335.03
CAPITAL OUTLAY (450) (over \$5000.00)						
		\$ -		\$ -	\$ -	\$ -
		\$ -		\$ -	\$ -	\$ -
Subtotal (450)		\$ -	\$ -	\$ -	\$ -	\$ -
GRAND TOTAL	\$ 6,890.39	\$ 79,935.16	\$ 49,011.54	\$ 447,016.96	\$ 55,901.93	\$ 526,952.11